

Weekly Summary of Price Developments (From 22 June 2017 to 29 June 2017)



Vegetables

- Prices of most varieties of vegetables demonstrated mixed movements during the week in both Pettah and Dambulla markets.



Rice

- Retail price of rice varieties have settled around current prices exceeding the control price imposed with effect from 17th February 2017.



Fruits

- Prices of fruits increased marginally in the pettah market due to seasonal impact.



Other

- Prices of local red onions increased further towards latter part of last week while Imported red onions demonstrated a decline due to higher supply.
 - Price of coconut oil declined in Pettah market following the price movement of coconuts.
-

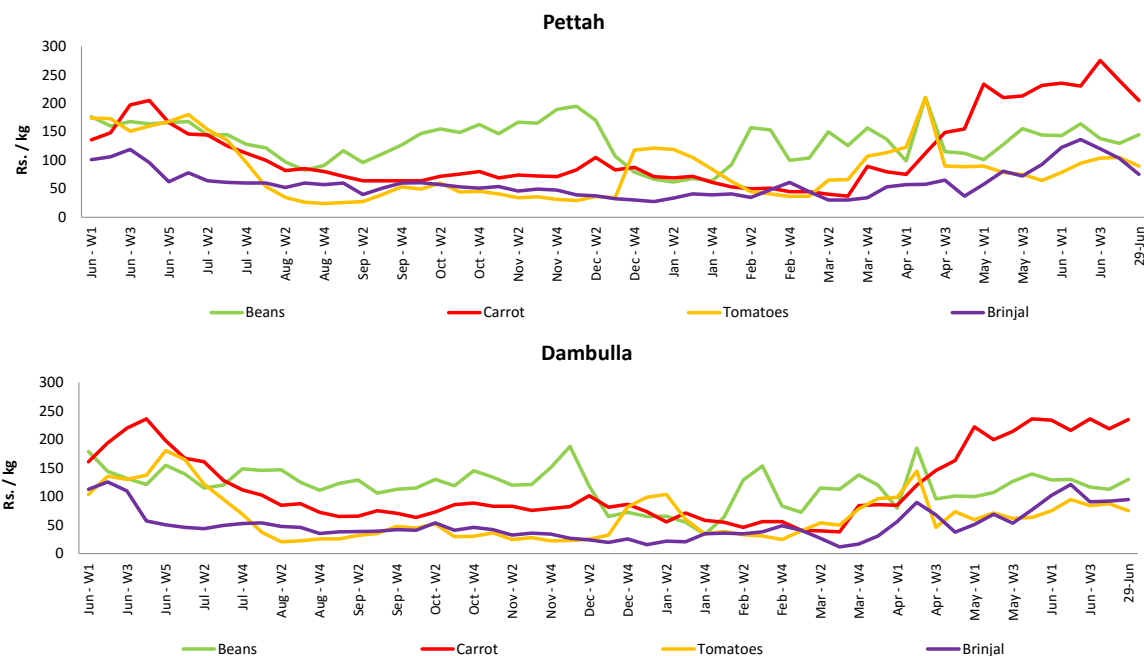
Wholesale and Retail Prices of Selected Food Commodities - 2017/06/29

Vegetables

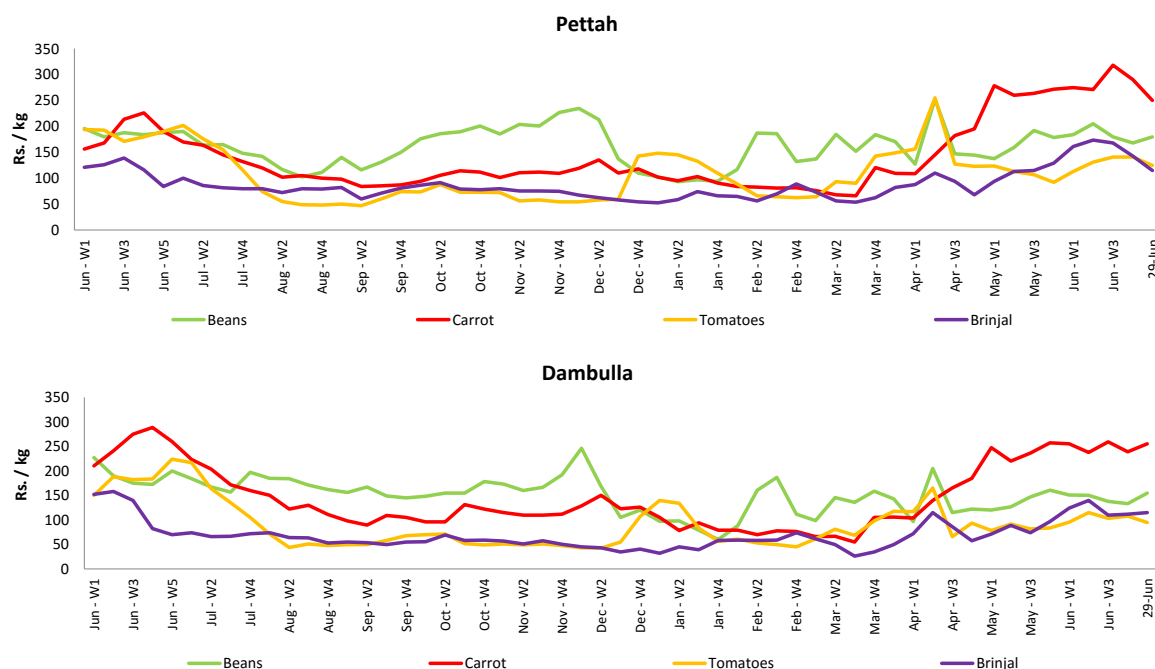
Item	Unit	Wholesale				Retail			
		Pettah		Dambulla		Pettah		Dambulla	
		Previous 5 Days Average	Today	Previous 5 Days Average	Today	Previous 5 Days Average	Today	Previous 5 Days Average	Today
Beans	Rs./Kg	128.00	145.00	119.00	130.00	165.00	180.00	139.00	155.00
Carrot	Rs./Kg	230.00	205.00	231.00	235.00	271.00	250.00	251.00	255.00
Cabbage	Rs./Kg	110.00	95.00	91.00	85.00	153.00	140.00	109.00	105.00
Tomatoes	Rs./Kg	96.00	90.00	88.00	75.00	129.00	125.00	107.00	95.00
Brinjal	Rs./Kg	93.00	75.00	84.00	95.00	130.00	115.00	103.00	115.00
Pumpkin	Rs./Kg	120.00	115.00	90.00	115.00	153.00	145.00	110.00	135.00
Snake gourd	Rs./Kg	120.00	115.00	80.00	70.00	157.00	155.00	100.00	90.00

- Price increased by more than 5% compared to previous week average price.
- Price decreased by more than 5% compared to previous week average price.

Wholesale Prices



Retail Prices



Wholesale and Retail Prices of Selected Food Commodities - 2017/06/29

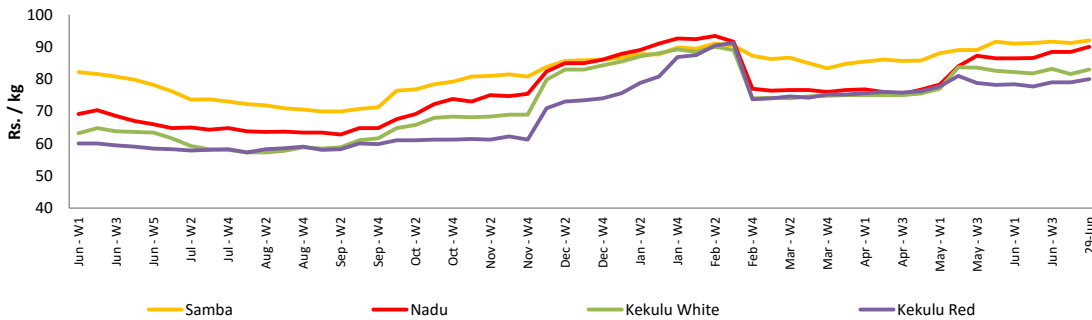
Rice

Item	Unit	Wholesale				Retail	
		Maradaghamula		Pettah		Pettah	
		Previous 5 Days Average		Previous 5 Days Average		Previous 5 Days Average	
		Average	Today	Average	Today	Average	Today
Samba	Rs./Kg	92.00	92.00	95.00	95.00	100.00	100.00
Nadu	Rs./Kg	89.00	90.00	88.00	88.00	95.00	95.00
Kekulu White	Rs./Kg	81.00	83.00	86.00	86.00	95.00	95.00
Kekulu Red	Rs./Kg	79.00	80.00	83.00	83.00	90.00	90.00

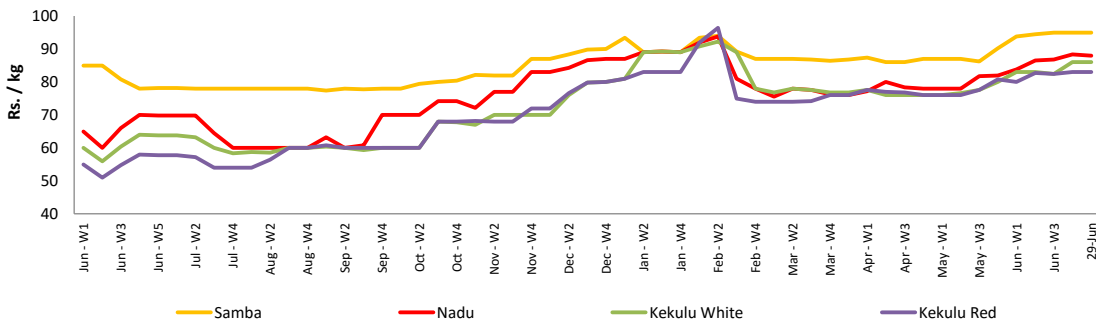
- Price increased by more than 5% compared to previous week average price.
- Price decreased by more than 5% compared to previous week average price.

Wholesale Prices

Maradaghamula

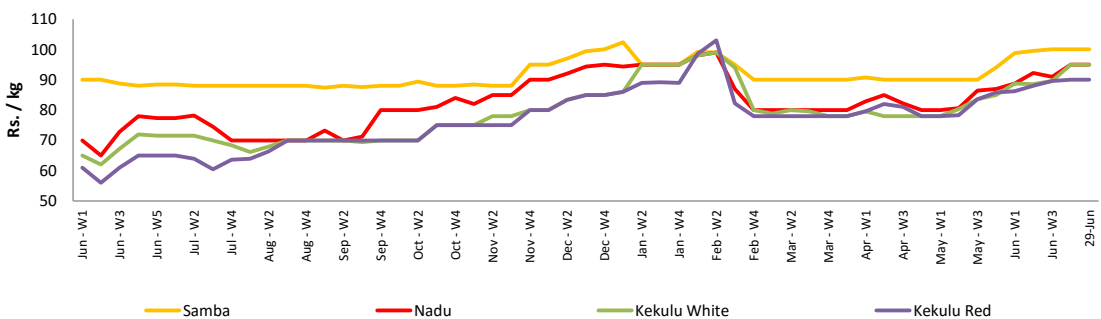


Pettah



Retail Prices

Pettah



Wholesale and Retail Prices of Selected Food Commodities - 2017/06/29

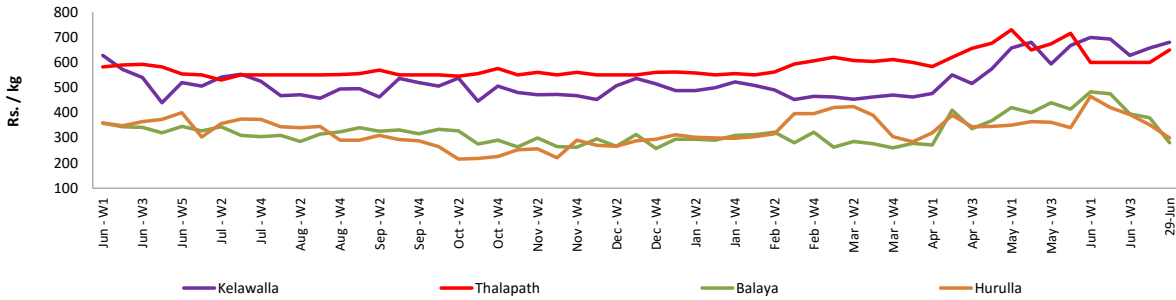
Fish

Item	Unit	Wholesale				Retail			
		Peliyagoda		Negombo		Peliyagoda		Negombo	
		Previous 5 Days Average	Today	Previous 5 Days Average	Today	Previous 5 Days Average	Today	Previous 5 Days Average	Today
Kelawalla	Rs./Kg	668.00	680.00	580.00	650.00	995.00	990.00	750.00	800.00
Thalpath	Rs./Kg	602.00	650.00	740.00	800.00	747.00	800.00	910.00	950.00
Balaya	Rs./Kg	380.00	280.00	240.00	300.00	480.00	380.00	360.00	450.00
Paraw	Rs./Kg	596.00	650.00	580.00	600.00	998.00	1100.00	750.00	800.00
Salaya	Rs./Kg	166.00	140.00	166.00	130.00	228.00	200.00	244.00	230.00
Hurulla	Rs./Kg	356.00	300.00	290.00	420.00	456.00	400.00	376.00	550.00

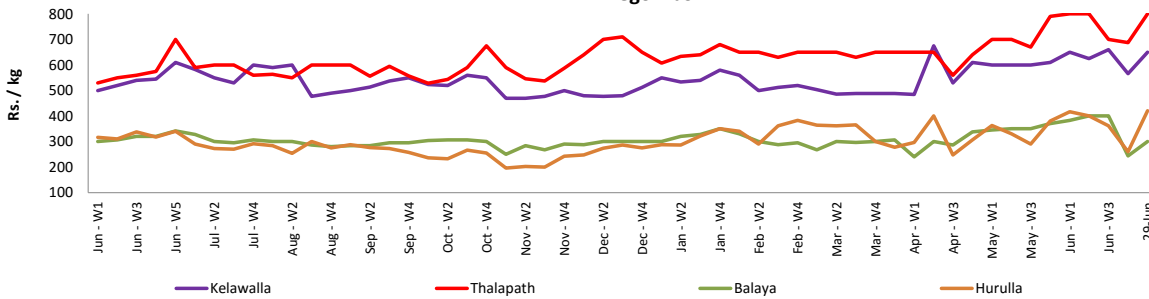
- Price increased by more than 5% compared to previous week average price.
- Price decreased by more than 5% compared to previous week average price.

Wholesale Prices

Peliyagoda

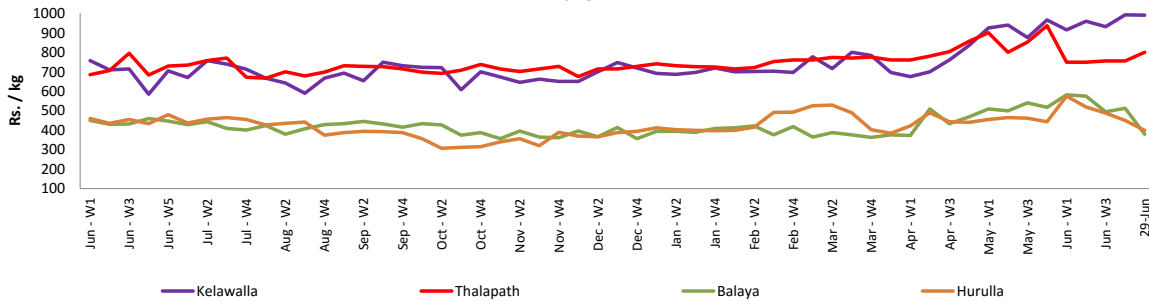


Negombo

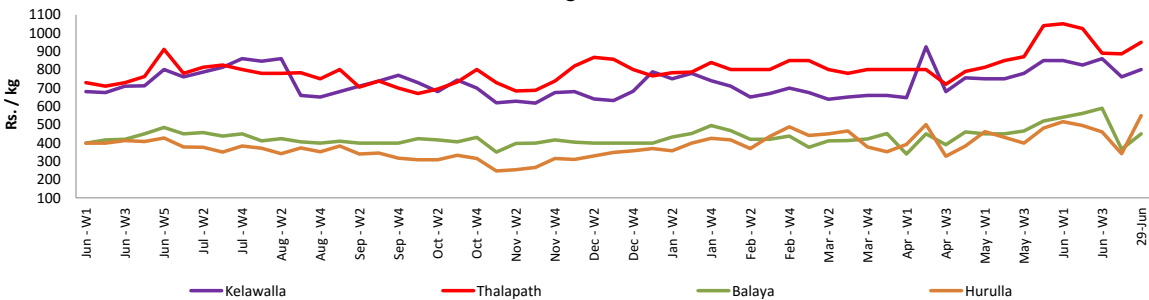


Retail Prices

Peliyagoda



Negombo



Wholesale and Retail Prices of Selected Food Commodities - 2017/06/29

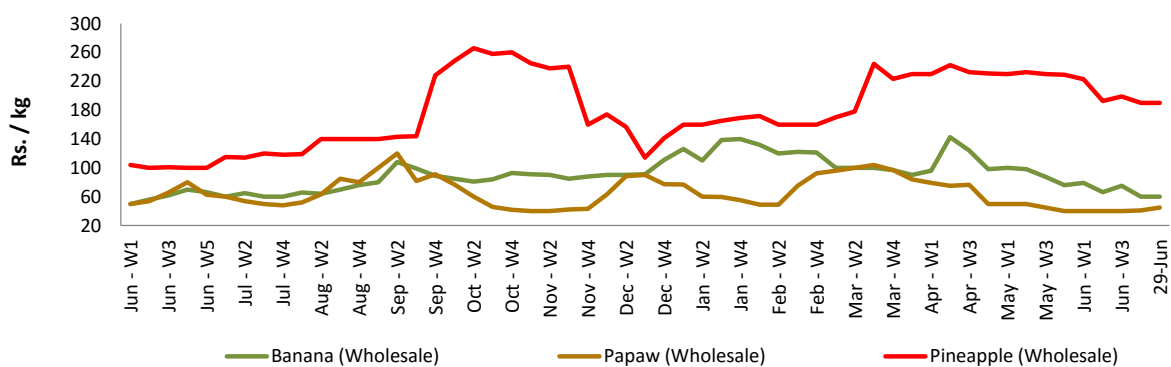
Fruits

Item	Unit	Wholesale		Retail	
		Pettah			
		Previous 5 Days Average	Today	Previous 5 Days Average	Today
Banana (Sour)	Rs./Kg	57.00	60.00	95.00	95.00
Papaw	Rs./Kg	43.00	45.00	65.00	70.00
Pineapple	Rs./Kg	182.00	190.00	233.00	250.00

 Price increased by more than 5% compared to previous week average price.

 Price decreased by more than 5% compared to previous week average price.

Wholesale - Pettah



Wholesale and Retail Prices of Selected Food Commodities - 2017/06/29

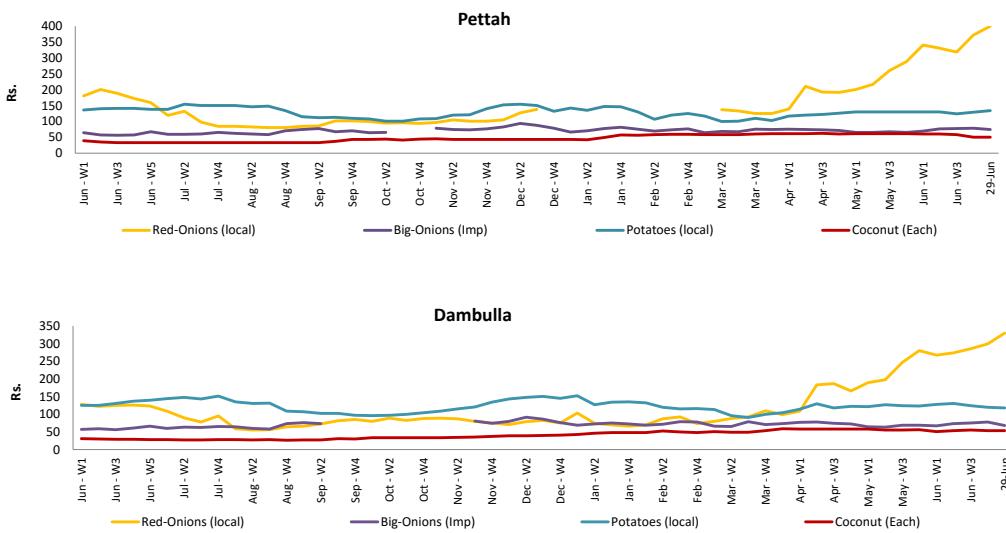
Other

Item	Unit	Wholesale				Retail			
		Pettah		Dambulla		Pettah		Dambulla	
		Previous 5 Days	Today	Previous 5 Days	Today	Previous 5 Days	Today	Previous 5 Days	Today
		Average		Average		Average		Average	
Red-Onions (local)	Rs./Kg	387.00	400.00	314.00	330.00	424.00	440.00	330.00	348.00
Red-Onions (Imp)	Rs./Kg	283.00	210.00	326.00	335.00	320.00	240.00	342.00	348.00
Big-Onions (local)	Rs./Kg	n.a.	n.a.	n.a.	n.a.	n.a.	n.a.	n.a.	n.a.
Big-Onions (Imp)	Rs./Kg	76.00	74.00	74.00	68.00	90.00	90.00	85.00	78.00
Potatoes (local)	Rs./Kg	129.00	134.00	122.00	118.00	156.00	160.00	135.00	128.00
Potatoes (Imp)	Rs./Kg	84.00	90.00			104.00	110.00		
Dried Chillies (Imp)	Rs./Kg	156.00	150.00	156.00	145.00	202.00	200.00	169.00	158.00
Coconut	Rs./Nut	50.00	50.00	53.00	53.00	60.00	60.00	62.00	62.00
Coconut oil	Rs./Ltr	352.00	320.00			372.00	340.00		
Dhal	Rs./Kg	138.00	137.00			156.00	155.00		
Sugar	Rs./Kg	96.00	95.00			105.00	104.00		
Eggs	Rs./Each	12.00	12.00			12.90	13.00		
Katta	Rs./Kg	800.00	800.00			850.00	850.00		
Sprats	Rs./Kg	500.00	500.00			550.00	550.00		

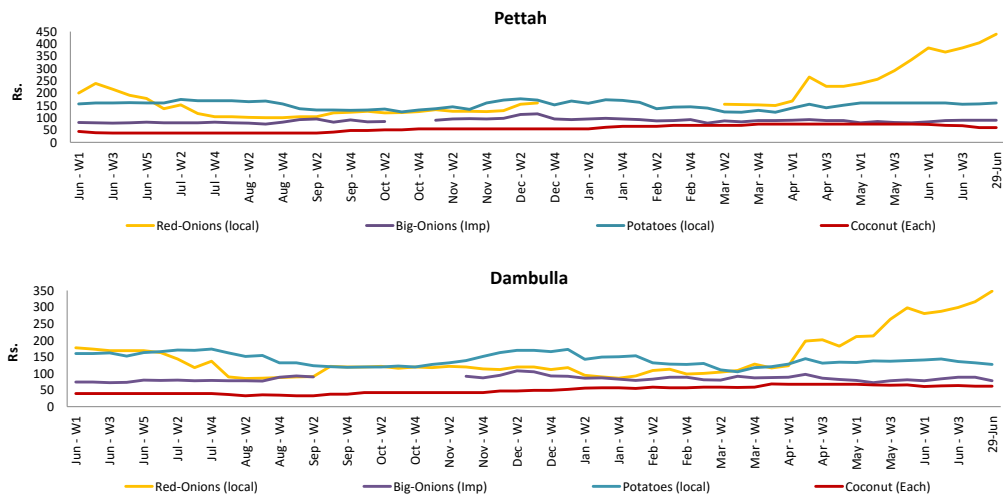
Price increased by more than 5% compared to previous week average price.

Price decreased by more than 5% compared to previous week average price.

Wholesale Prices



Retail Prices



* Prices of food commodities may vary due to quality and markets among other factors.