

Weekly Summary of Price Developments (From 21 June 2017 to 28 June 2017)



Vegetables

- Prices of most varieties of vegetables decreased during the week in both Pettah and Dambulla markets.



Rice

- Retail price of rice varieties have settled around current prices exceeding the control price imposed with effect from 17th February 2017.



Fish

- Prices of most varieties of fish increased significantly in Negombo market due to strong windy conditions in north west coast, while prices of Peliyagoda remained at the same level.



Other

- Prices of Local Red Onions increased further towards latter part of the week while Imported Red Onions demonstrated a decline due to high supply of many varieties.
-

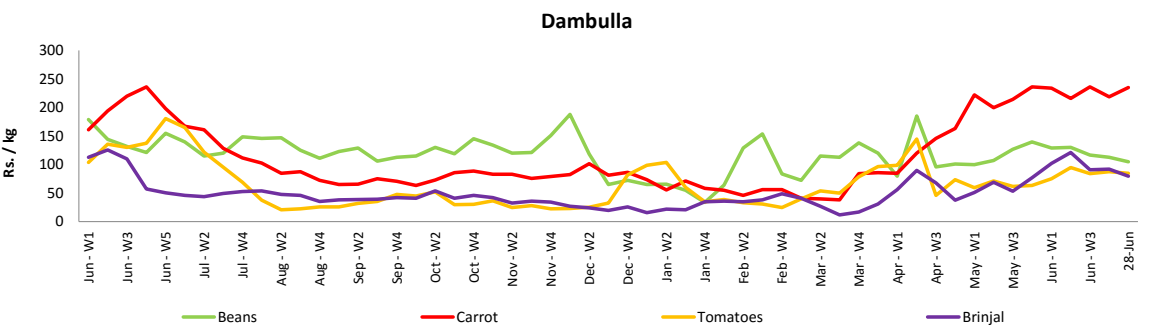
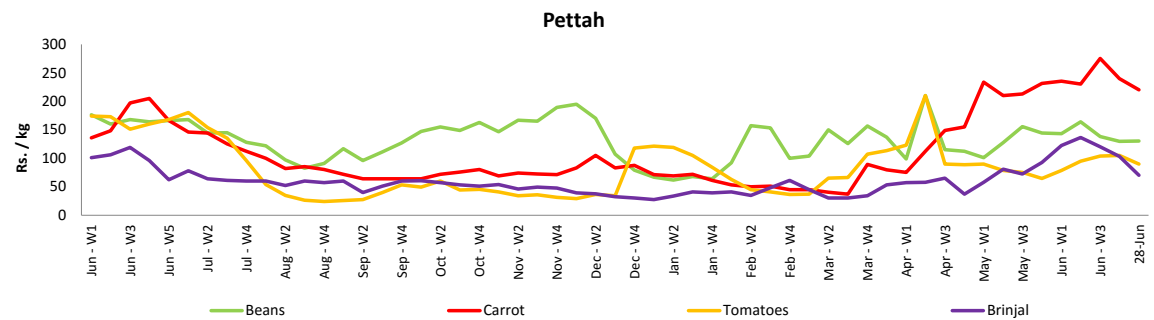
Wholesale and Retail Prices of Selected Food Commodities - 2017/06/28

Vegetables

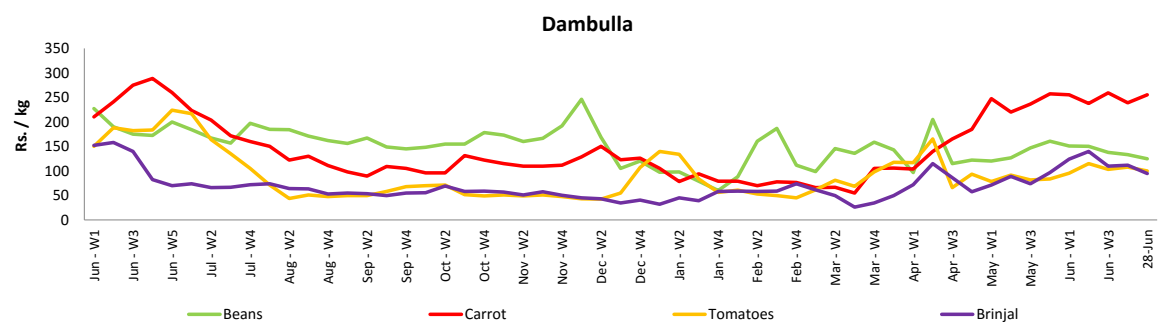
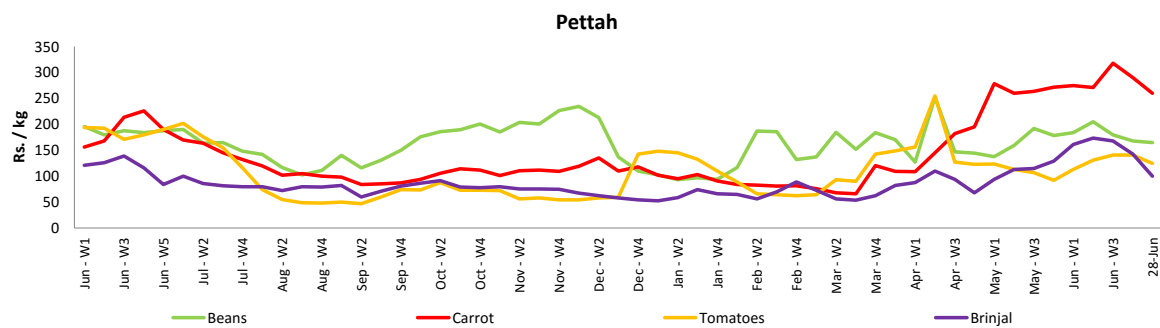
Item	Unit	Wholesale				Retail			
		Pettah		Dambulla		Pettah		Dambulla	
		Previous 5 Days Average	Today	Previous 5 Days Average	Today	Previous 5 Days Average	Today	Previous 5 Days Average	Today
Beans	Rs./Kg	129.00	130.00	123.00	105.00	167.00	165.00	143.00	125.00
Carrot	Rs./Kg	238.00	220.00	229.00	235.00	284.00	260.00	249.00	255.00
Cabbage	Rs./Kg	117.00	95.00	93.00	85.00	160.40	145.00	112.00	100.00
Tomatoes	Rs./Kg	99.00	90.00	86.00	85.00	133.00	125.00	106.00	100.00
Brinjal	Rs./Kg	100.00	70.00	89.00	80.00	139.00	100.00	109.00	95.00
Pumpkin	Rs./Kg	119.00	125.00	94.00	95.00	152.00	160.00	114.00	115.00
Snake gourd	Rs./Kg	121.00	125.00	84.00	75.00	159.00	155.00	104.00	95.00

- Price increased by more than 5% compared to previous week average price.
- Price decreased by more than 5% compared to previous week average price.

Wholesale Prices



Retail Prices



Wholesale and Retail Prices of Selected Food Commodities - 2017/06/28

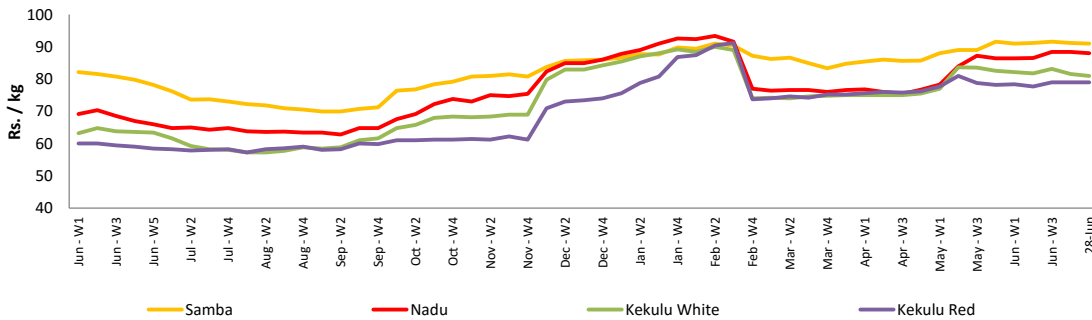
Rice

Item	Unit	Wholesale				Retail	
		Maradaghamula		Pettah		Pettah	
		Previous 5 Days Average		Previous 5 Days Average		Previous 5 Days Average	
		Average	Today	Average	Today	Average	Today
Samba	Rs./Kg	91.00	91.00	95.00	95.00	100.00	100.00
Nadu	Rs./Kg	89.00	88.00	88.00	88.00	95.00	95.00
Kekulu White	Rs./Kg	81.00	81.00	86.00	86.00	95.00	95.00
Kekulu Red	Rs./Kg	79.00	79.00	83.00	83.00	90.00	90.00

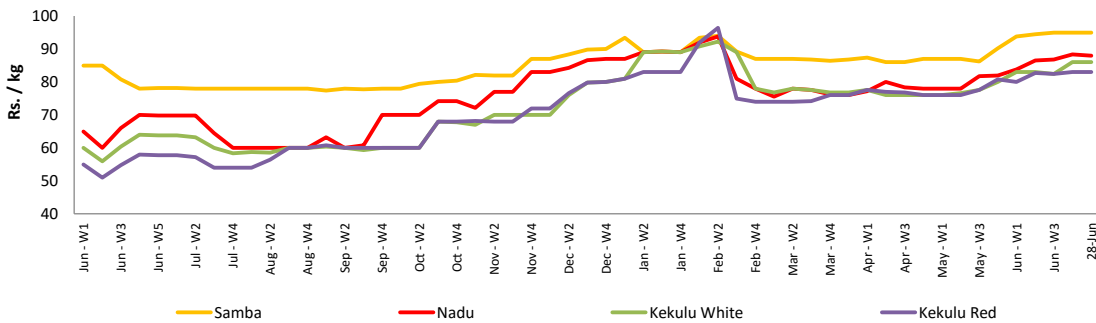
- Price increased by more than 5% compared to previous week average price.
- Price decreased by more than 5% compared to previous week average price.

Wholesale Prices

Maradaghamula

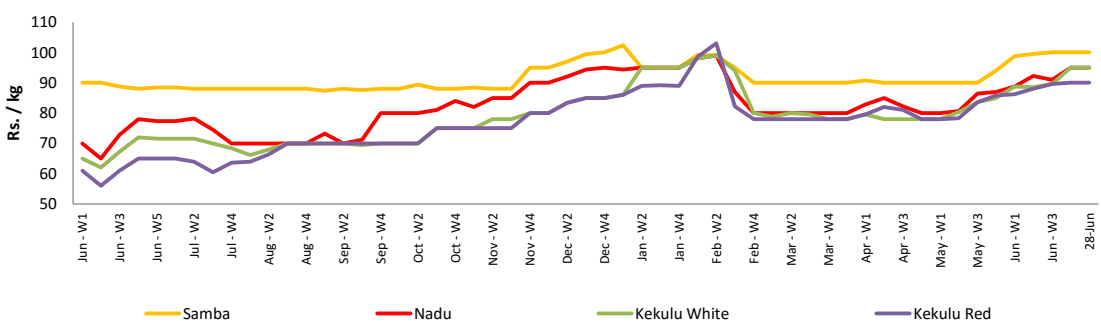


Pettah



Retail Prices

Pettah



Wholesale and Retail Prices of Selected Food Commodities - 2017/06/28

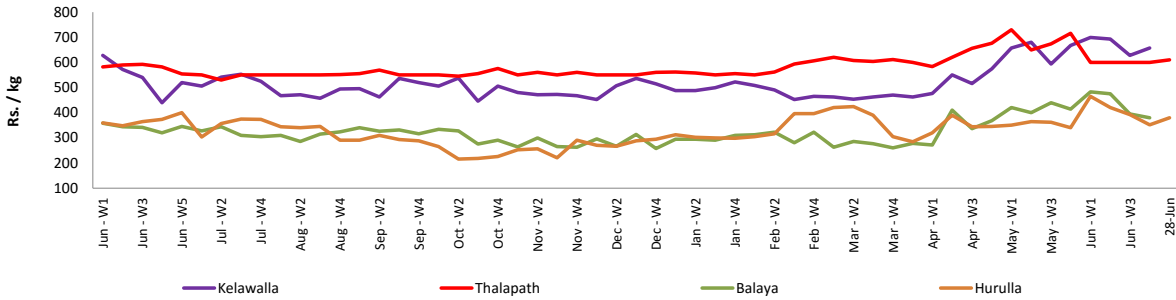
Fish

Item	Unit	Wholesale				Retail			
		Peliyagoda		Negombo		Peliyagoda		Negombo	
		Previous 5 Days Average	Today	Previous 5 Days Average	Today	Previous 5 Days Average	Today	Previous 5 Days Average	Today
Kelawalla	Rs./Kg	664.00	n.a.	570.00	650.00	988.00	n.a.	750.00	800.00
Thalpath	Rs./Kg	600.00	610.00	712.00	800.00	750.00	735.00	896.00	950.00
Balaya	Rs./Kg	384.00	n.a.	224.00	300.00	484.00	n.a.	336.00	450.00
Paraw	Rs./Kg	600.00	580.00	540.00	700.00	1000.00	990.00	720.00	850.00
Salaya	Rs./Kg	168.00	150.00	176.00	150.00	228.00	220.00	254.00	250.00
Hurulla	Rs./Kg	352.00	380.00	260.00	400.00	452.00	480.00	342.00	500.00

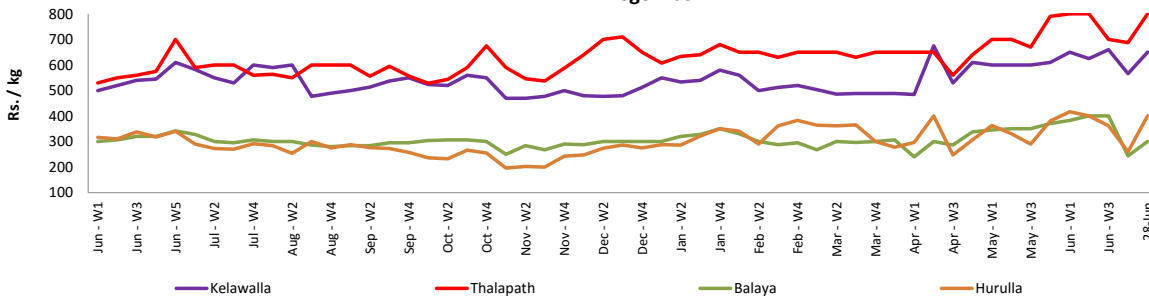
- Price increased by more than 5% compared to previous week average price.
- Price decreased by more than 5% compared to previous week average price.

Wholesale Prices

Peliyagoda

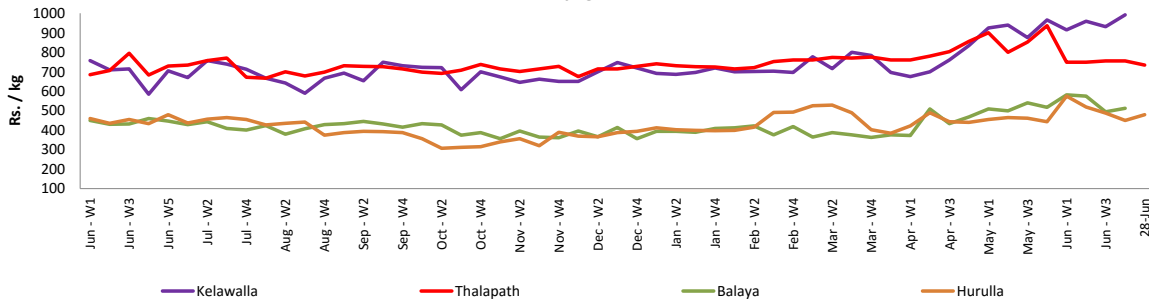


Negombo

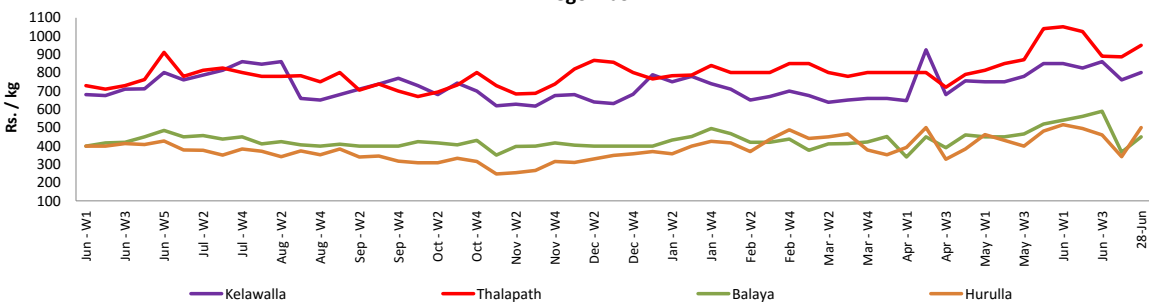


Retail Prices

Peliyagoda



Negombo



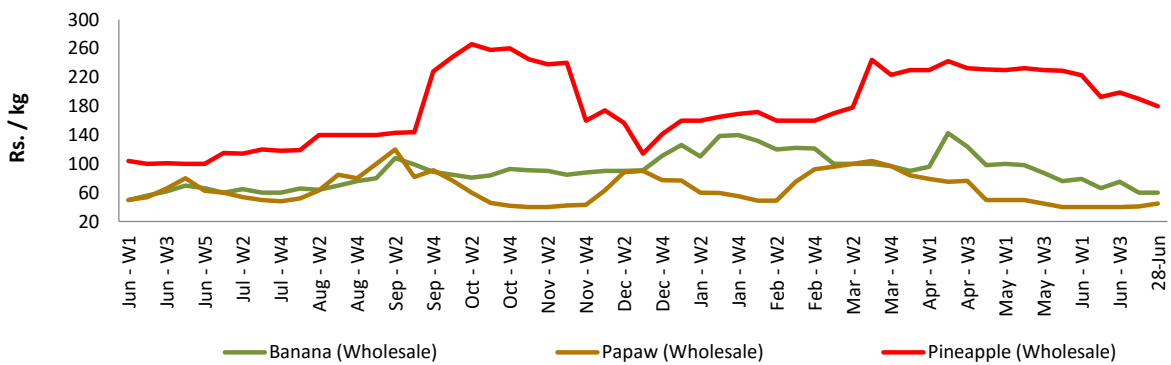
Wholesale and Retail Prices of Selected Food Commodities - 2017/06/28

Fruits

Item	Unit	Wholesale		Retail	
		Pettah			
		Previous 5 Days Average	Today	Previous 5 Days Average	Today
Banana (Sour)	Rs./Kg	58.00	60.00	96.00	95.00
Papaw	Rs./Kg	42.00	45.00	63.00	70.00
Pineapple	Rs./Kg	186.00	180.00	241.00	230.00

- Price increased by more than 5% compared to previous week average price.
- Price decreased by more than 5% compared to previous week average price.

Wholesale - Pettah



Wholesale and Retail Prices of Selected Food Commodities - 2017/06/28

Other

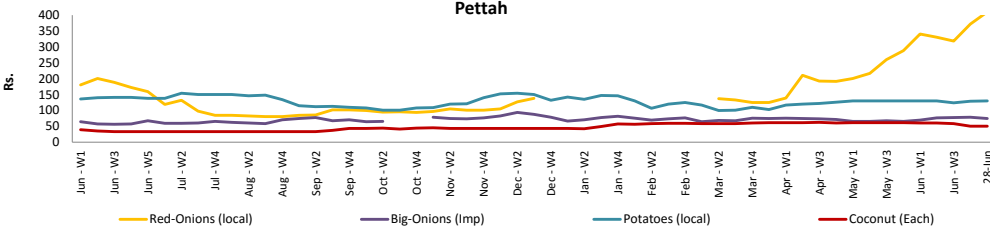
Item	Unit	Wholesale				Retail			
		Pettah		Dambulla		Pettah		Dambulla	
		Previous 5 Days Average	Today	Previous 5 Days Average	Today	Previous 5 Days Average	Today	Previous 5 Days Average	Today
Red-Onions (local)	Rs./Kg	379.00	410.00	306.00	345.00	414.00	450.00	322.00	365.00
Red-Onions (Imp)	Rs./Kg	307.00	210.00	318.00	n.a.	344.00	240.00	334.00	n.a.
Big-Onions (local)	Rs./Kg	n.a.	n.a.	n.a.	n.a.	n.a.	n.a.	n.a.	n.a.
Big-Onions (Imp)	Rs./Kg	77.00	74.00	76.00	68.00	90.00	90.00	87.00	78.00
Potatoes (local)	Rs./Kg	129.00	130.00	122.00	125.00	156.00	160.00	134.00	145.00
Potatoes (Imp)	Rs./Kg	82.00	90.00			102.00	110.00		
Dried Chillies (Imp)	Rs./Kg	156.00	150.00	156.00	145.00	202.00	200.00	169.00	158.00
Coconut	Rs./Nut	50.00	50.00	53.00	53.00	60.00	60.00	62.00	63.00
Coconut oil	Rs./Ltr	360.00	320.00			380.00	340.00		
Dhal	Rs./Kg	138.00	138.00			156.00	155.00		
Sugar	Rs./Kg	97.00	95.00			105.00	105.00		
Eggs	Rs./Each	12.00	12.00			12.90	13.00		
Katta	Rs./Kg	800.00	800.00			850.00	850.00		
Sprats	Rs./Kg	500.00	500.00			550.00	550.00		

Price increased by more than 5% compared to previous week average price.

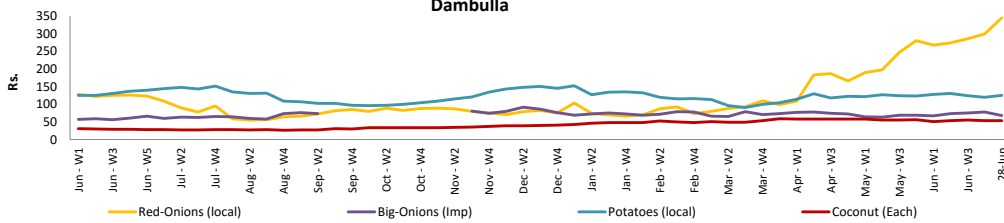
Price decreased by more than 5% compared to previous week average price.

Wholesale Prices

Pettah

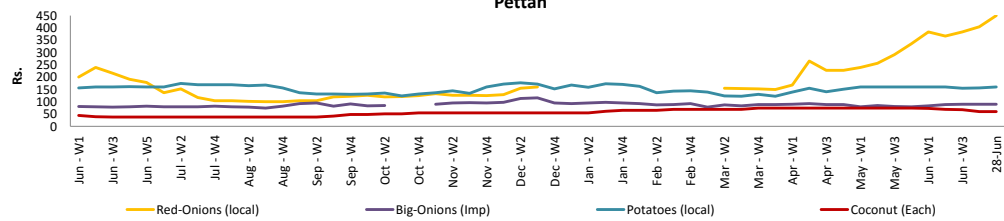


Dambulla

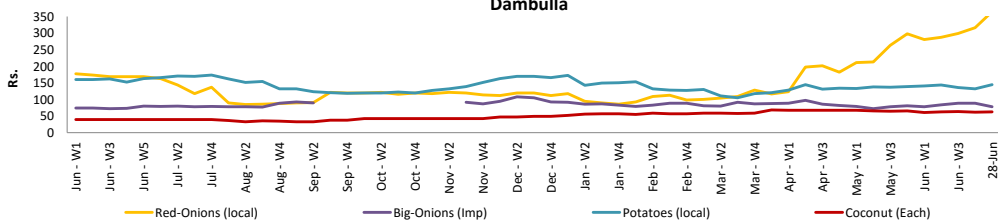


Retail Prices

Pettah



Dambulla



* Prices of food commodities may vary due to quality and markets among other factors.