

## Weekly Summary of Price Developments (From 20 June 2017 to 27 June 2017)



---

### Vegetables

---

- Prices of vegetables exhibited mixed movements during the week in both Pettah and Dambulla markets.



---

### Rice

---

- Retail price of rice varieties have settled around current prices exceeding the control price imposed with effect from 17th February 2017 .



---

### Fish

---

- Prices of most varieties of fish increased significantly in Negombo market due to strong windy conditions in north west coast, while prices of Peliyagoda remained at the same level.



---

### Other

---

- Prices of Local Red Onions increased further towards latter part of the week while Imported Red Onions demonstrated a decline due to high supply of many varieties.
-

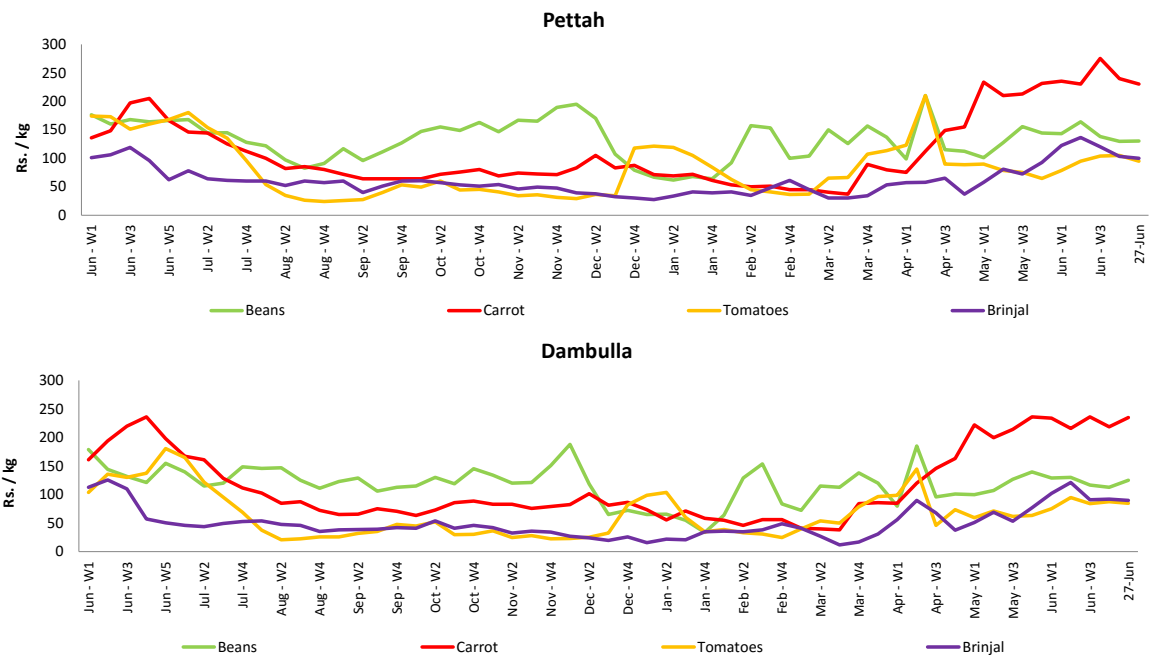
# Wholesale and Retail Prices of Selected Food Commodities - 2017/06/27

## Vegetables

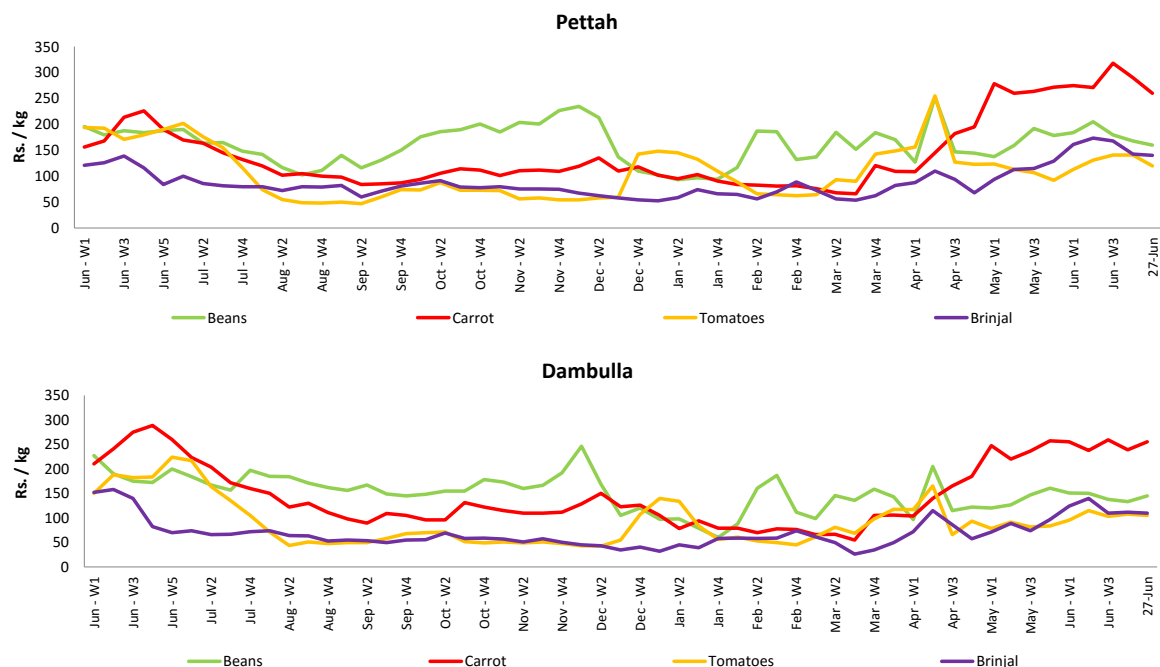
Item	Unit	Wholesale				Retail			
		Pettah		Dambulla		Pettah		Dambulla	
		Previous 5 Days Average	Today	Previous 5 Days Average	Today	Previous 5 Days Average	Today	Previous 5 Days Average	Today
Beans	Rs./Kg	129.00	130.00	113.00	125.00	168.00	160.00	133.00	145.00
Carrot	Rs./Kg	240.00	230.00	219.00	235.00	291.00	260.00	239.00	255.00
Cabbage	Rs./Kg	123.00	100.00	92.00	95.00	168.00	140.00	110.00	115.00
Tomatoes	Rs./Kg	105.00	95.00	88.00	85.00	141.00	120.00	108.00	105.00
Brinjal	Rs./Kg	103.00	100.00	92.00	90.00	142.00	140.00	112.00	110.00
Pumpkin	Rs./Kg	119.00	105.00	104.00	75.00	151.00	140.00	124.00	95.00
Snake gourd	Rs./Kg	125.00	120.00	84.00	85.00	163.00	155.00	104.00	105.00

- Price increased by more than 5% compared to previous week average price.
- Price decreased by more than 5% compared to previous week average price.

### Wholesale Prices



### Retail Prices



# Wholesale and Retail Prices of Selected Food Commodities - 2017/06/27

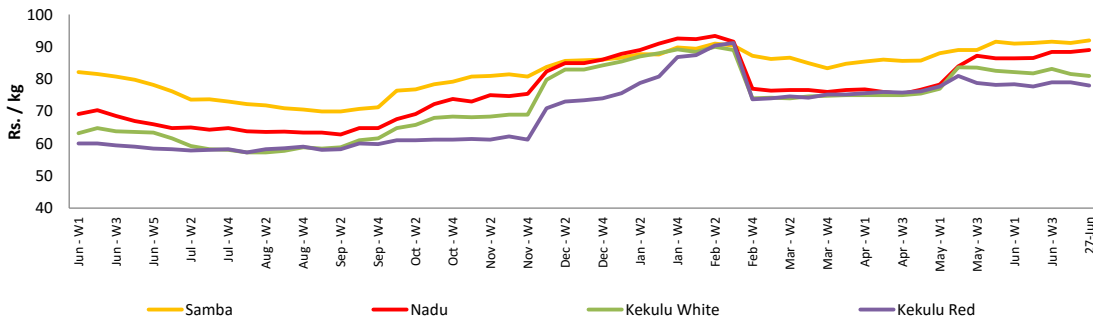
## Rice

Item	Unit	Wholesale				Retail	
		Maradaghamula		Pettah		Pettah	
		Previous 5 Days Average		Previous 5 Days Average		Previous 5 Days Average	
		Average	Today	Average	Today	Average	Today
Samba	Rs./Kg	91.00	92.00	95.00	95.00	100.00	100.00
Nadu	Rs./Kg	88.40	89.00	88.00	88.00	95.00	95.00
Kekulu White	Rs./Kg	82.00	81.00	86.00	86.00	95.00	95.00
Kekulu Red	Rs./Kg	79.00	78.00	83.00	83.00	90.00	90.00

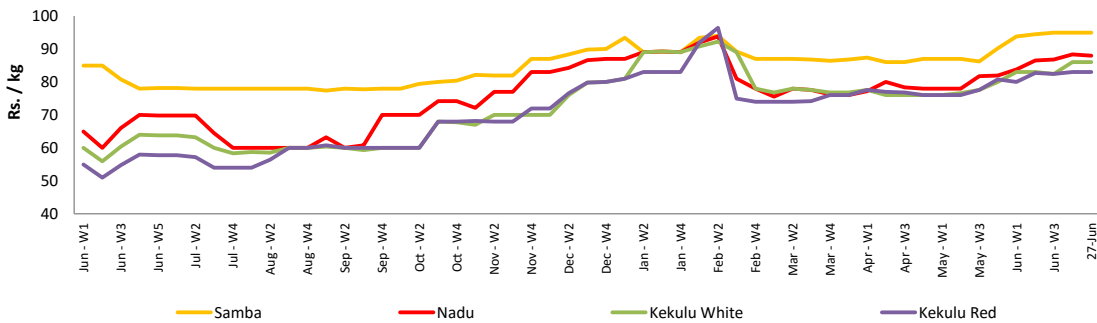
- Price increased by more than 5% compared to previous week average price.
- Price decreased by more than 5% compared to previous week average price.

### Wholesale Prices

#### Maradaghamula

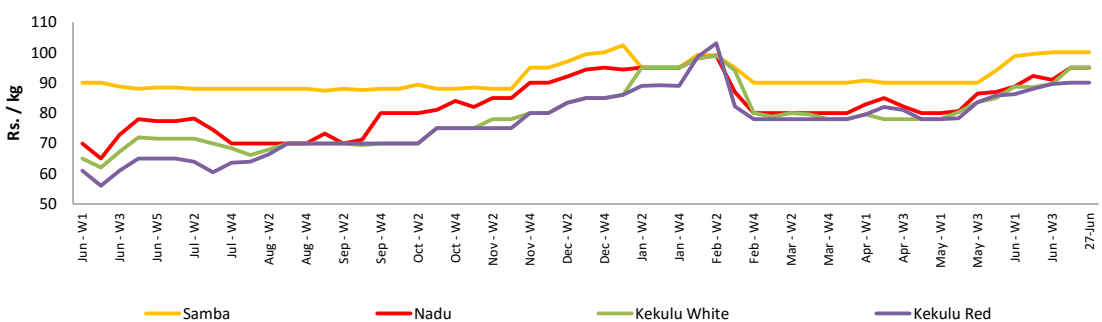


#### Pettah



### Retail Prices

#### Pettah



# Wholesale and Retail Prices of Selected Food Commodities - 2017/06/27

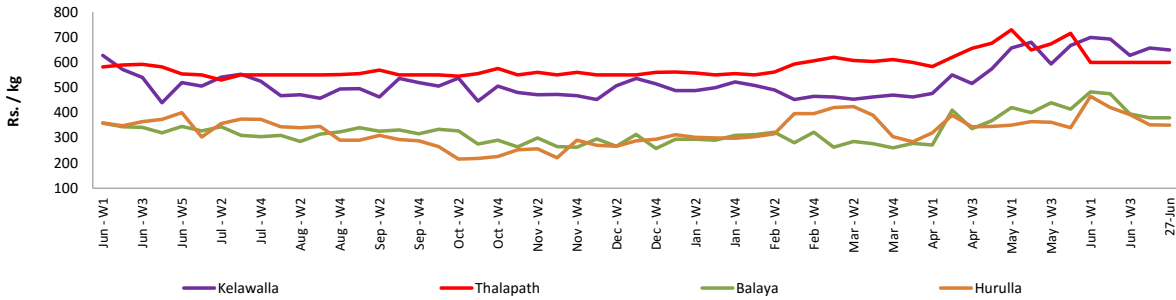
## Fish

Item	Unit	Wholesale				Retail			
		Peliyagoda		Negombo		Peliyagoda		Negombo	
		Previous 5 Days Average	Today	Previous 5 Days Average	Today	Previous 5 Days Average	Today	Previous 5 Days Average	Today
Kelawalla	Rs./Kg	658.00	650.00	566.00	650.00	992.00	960.00	760.00	800.00
Thalpath	Rs./Kg	600.00	600.00	688.00	800.00	756.00	750.00	886.00	950.00
Balaya	Rs./Kg	380.00	380.00	244.00	300.00	512.00	480.00	366.00	450.00
Paraw	Rs./Kg	580.00	600.00	510.00	650.00	980.00	1000.00	710.00	800.00
Salaya	Rs./Kg	158.00	160.00	176.00	200.00	220.00	220.00	254.00	300.00
Hurulla	Rs./Kg	352.00	350.00	260.00	380.00	450.00	450.00	342.00	480.00

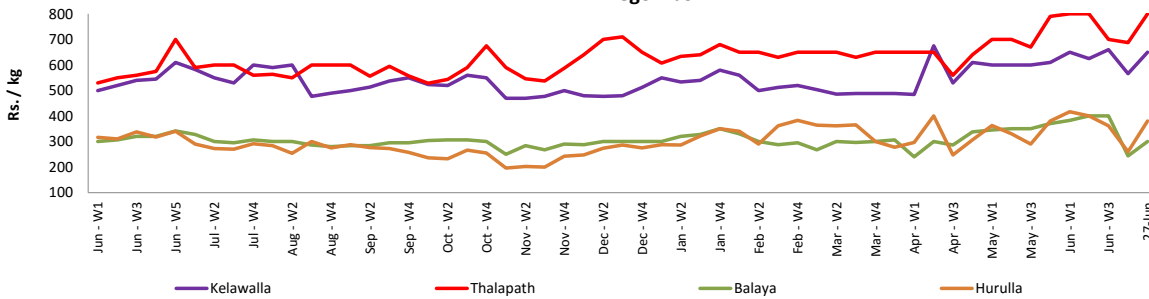
- Price increased by more than 5% compared to previous week average price.
- Price decreased by more than 5% compared to previous week average price.

### Wholesale Prices

#### Peliyagoda

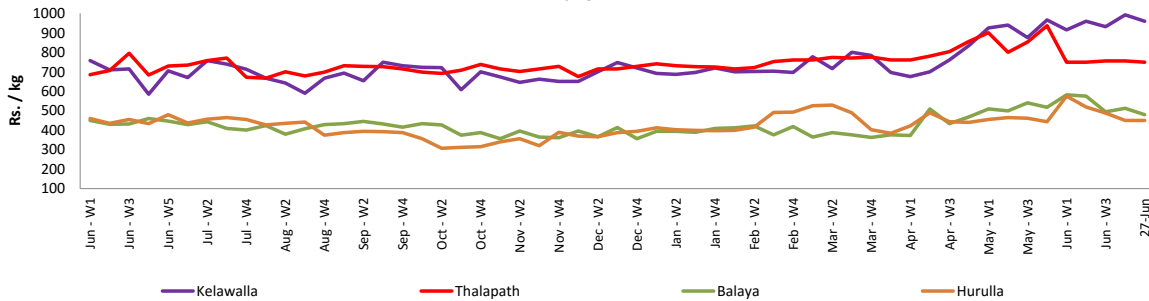


#### Negombo

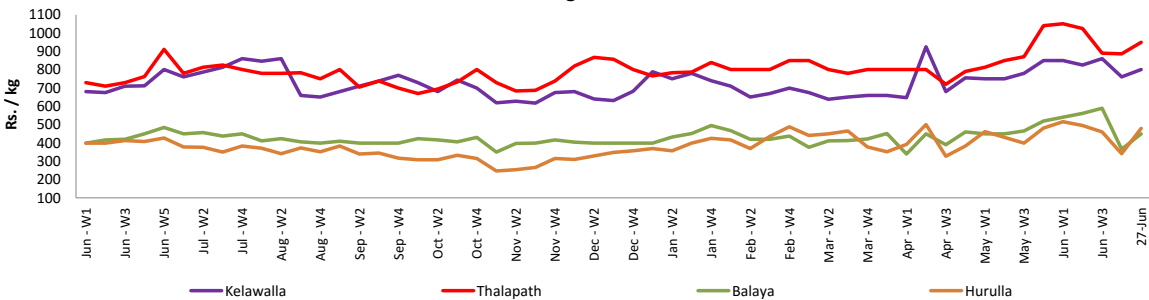


### Retail Prices

#### Peliyagoda



#### Negombo



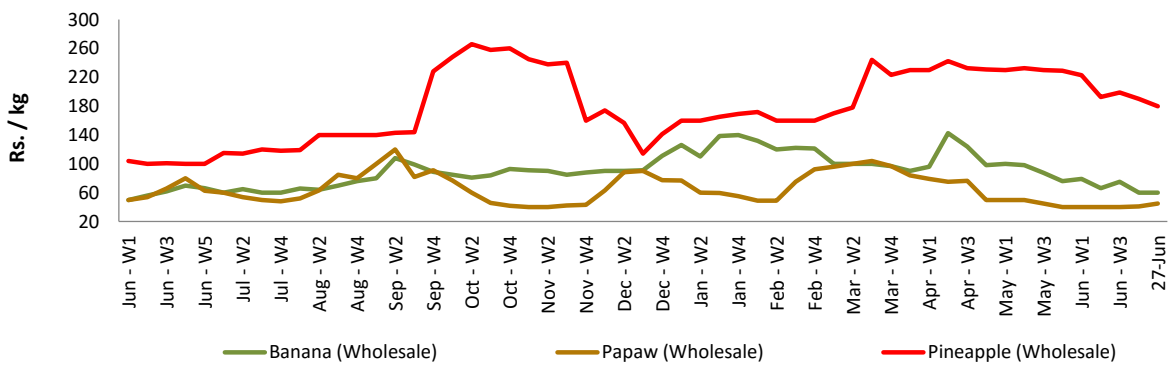
# Wholesale and Retail Prices of Selected Food Commodities - 2017/06/27

## Fruits

Item	Unit	Wholesale		Retail	
		Pettah			
		Previous 5 Days Average	Today	Previous 5 Days Average	Today
Banana (Sour)	Rs./Kg	60.00	60.00	97.00	95.00
Papaw	Rs./Kg	41.00	45.00	61.00	70.00
Pineapple	Rs./Kg	190.00	180.00	249.00	230.00

- Price increased by more than 5% compared to previous week average price.
- Price decreased by more than 5% compared to previous week average price.

Wholesale - Pettah



## Wholesale and Retail Prices of Selected Food Commodities - 2017/06/27

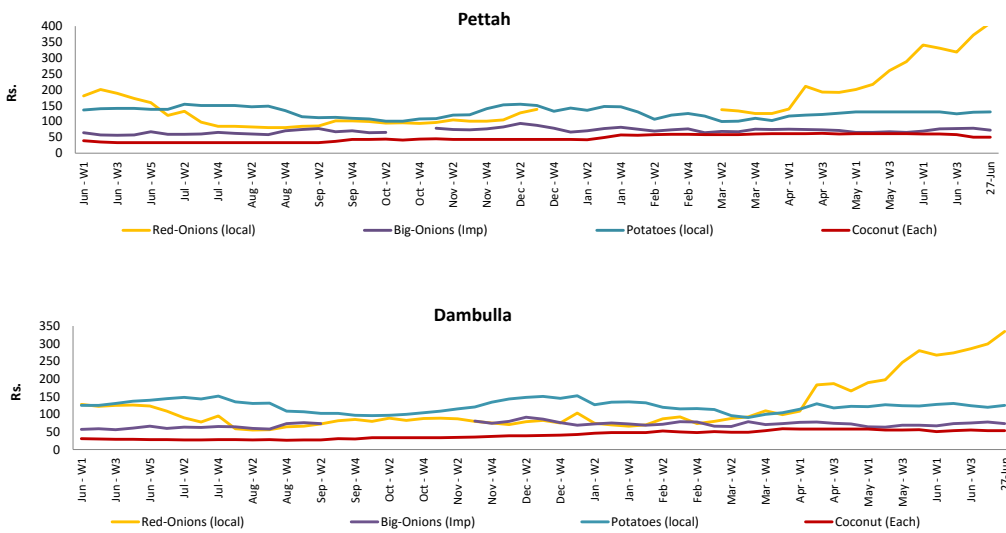
### Other

Item	Unit	Wholesale				Retail			
		Pettah		Dambulla		Pettah		Dambulla	
		Previous 5 Days Average	Today	Previous 5 Days Average	Today	Previous 5 Days Average	Today	Previous 5 Days Average	Today
Red-Onions (local)	Rs./Kg	371.00	410.00	300.00	335.00	404.00	450.00	316.00	348.00
Red-Onions (Imp)	Rs./Kg	331.00	210.00	318.00	n.a.	368.00	240.00	334.00	n.a.
Big-Onions (local)	Rs./Kg	n.a.	n.a.	n.a.	n.a.	n.a.	n.a.	n.a.	n.a.
Big-Onions (Imp)	Rs./Kg	78.00	72.00	78.00	73.00	90.00	90.00	89.00	83.00
Potatoes (local)	Rs./Kg	129.00	130.00	120.00	125.00	156.00	160.00	132.00	138.00
Potatoes (Imp)	Rs./Kg	80.00	90.00			100.00	110.00		
Dried Chillies (Imp)	Rs./Kg	156.00	150.00	155.00	160.00	202.00	200.00	167.00	178.00
Coconut	Rs./Nut	50.00	50.00	53.00	53.00	60.00	60.00	62.00	62.00
Coconut oil	Rs./Ltr	360.00	360.00			380.00	380.00		
Dhal	Rs./Kg	138.00	138.00			156.00	155.00		
Sugar	Rs./Kg	97.00	95.00			106.00	103.00		
Eggs	Rs./Each	12.00	12.00			12.90	13.00		
Katta	Rs./Kg	800.00	800.00			850.00	850.00		
Sprats	Rs./Kg	500.00	500.00			550.00	550.00		

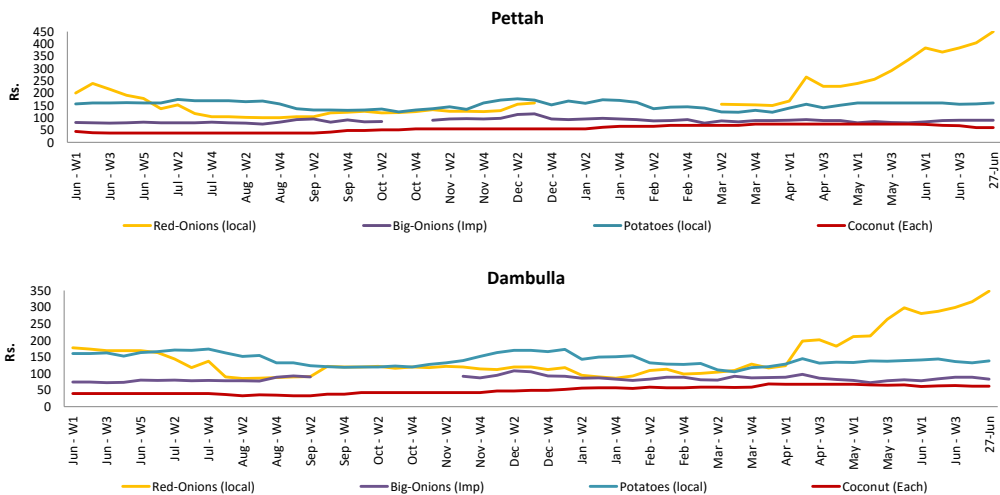
Price increased by more than 5% compared to previous week average price.

Price decreased by more than 5% compared to previous week average price.

### Wholesale Prices



### Retail Prices



\* Prices of food commodities may vary due to quality and markets among other factors.