

Weekly Summary of Price Developments (From 17 June 2017 to 23 June 2017)



Vegetables

- o Prices of vegetables exhibited mixed movements during the week in both Pettah and Dambulla markets.



Rice

- o Retail price of rice varieties have settled around current prices exceeding the control price imposed with effect from 17th February 2017.



Fish

- o Prices of most varieties of fish decreased in Negombo market due to favourable supply developments.



Fruits

- o Prices of fruits declined marginally in the pettah market.



Other

- o Prices of Local Red Onions decreased towards latter part of the week while Imported red onion continues to remain higher.
-

Wholesale and Retail Prices of Selected Food Commodities - 2017/06/23

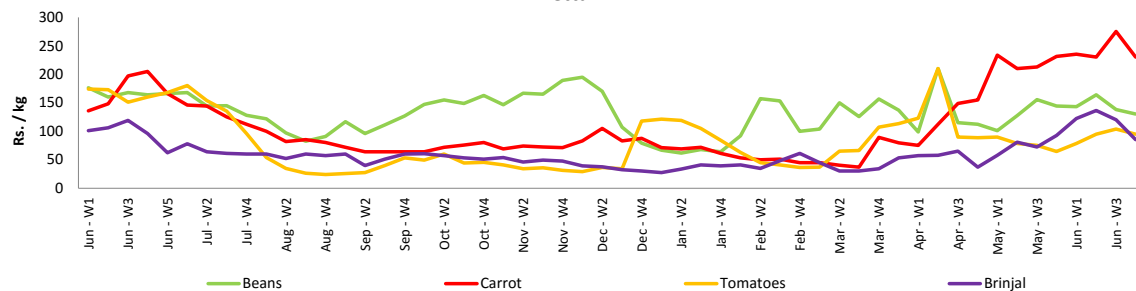
Vegetables

| Item | Unit | Wholesale | | | | Retail | | | |
|-------------|--------|-------------------------|--------|-------------------------|--------|-------------------------|--------|-------------------------|--------|
| | | Pettah | | Dambulla | | Pettah | | Dambulla | |
| | | Previous 5 Days Average | Today | Previous 5 Days Average | Today | Previous 5 Days Average | Today | Previous 5 Days Average | Today |
| Beans | Rs./Kg | 124.00 | 130.00 | 108.00 | 125.00 | 164.00 | 180.00 | 128.00 | 145.00 |
| Carrot | Rs./Kg | 246.00 | 230.00 | 218.00 | 245.00 | 303.00 | 260.00 | 239.00 | 265.00 |
| Cabbage | Rs./Kg | 128.00 | 100.00 | 93.00 | 98.00 | 180.00 | 140.00 | 113.00 | 113.00 |
| Tomatoes | Rs./Kg | 108.00 | 95.00 | 85.00 | 85.00 | 146.00 | 125.00 | 106.00 | 105.00 |
| Brinjal | Rs./Kg | 108.00 | 85.00 | 90.00 | 85.00 | 150.00 | 120.00 | 110.00 | 105.00 |
| Pumpkin | Rs./Kg | 115.00 | 130.00 | 100.00 | 105.00 | 147.00 | 160.00 | 120.00 | 125.00 |
| Snake gourd | Rs./Kg | 131.00 | 110.00 | 90.00 | 75.00 | 171.00 | 160.00 | 110.00 | 95.00 |

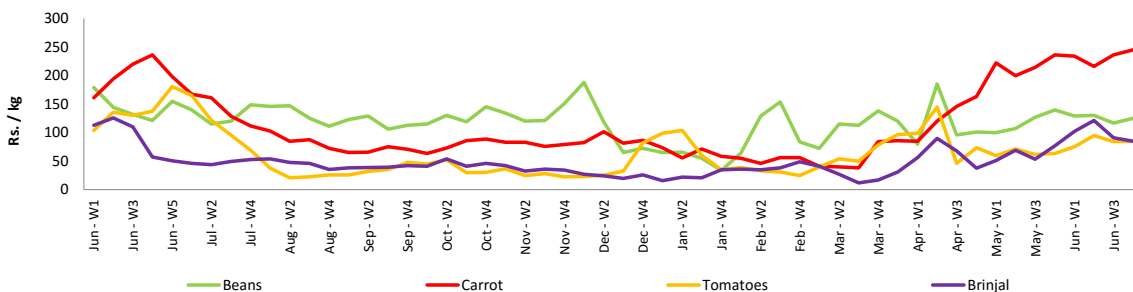
- Price increased by more than 5% compared to previous week average price.
- Price decreased by more than 5% compared to previous week average price.

Wholesale Prices

Pettah

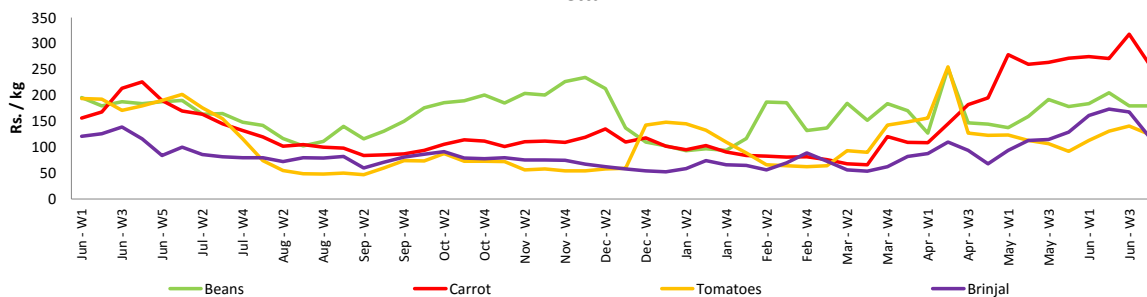


Dambulla

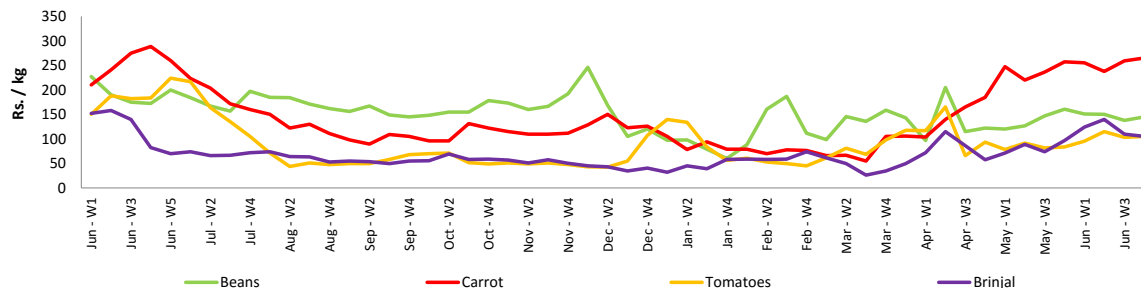


Retail Prices

Pettah



Dambulla



Wholesale and Retail Prices of Selected Food Commodities - 2017/06/23

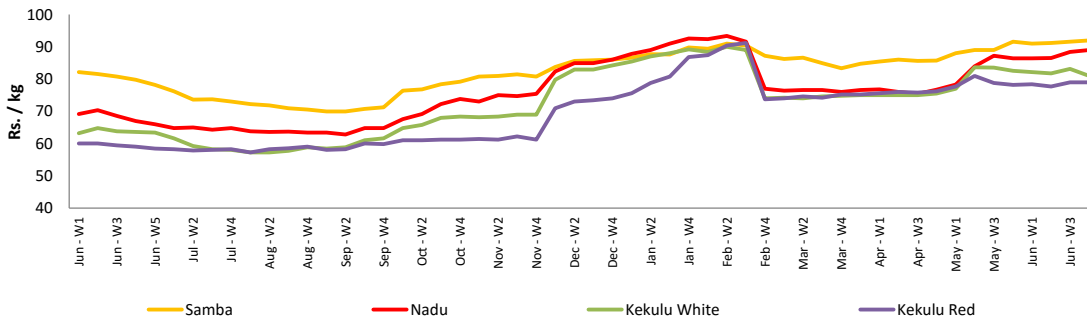
Rice

| Item | Unit | Wholesale | | | | Retail | |
|--------------|--------|-------------------------|-------|-------------------------|-------|-------------------------|--------|
| | | Maradaghamula | | Pettah | | Pettah | |
| | | Previous 5 Days Average | Today | Previous 5 Days Average | Today | Previous 5 Days Average | Today |
| Samba | Rs./Kg | 91.00 | 92.00 | 95.00 | 95.00 | 100.00 | 100.00 |
| Nadu | Rs./Kg | 88.00 | 89.00 | 88.00 | 90.00 | 95.00 | 95.00 |
| Kekulu White | Rs./Kg | 82.00 | 81.00 | 85.00 | 86.00 | 94.00 | 95.00 |
| Kekulu Red | Rs./Kg | 79.00 | 79.00 | 82.00 | 83.00 | 90.00 | 90.00 |

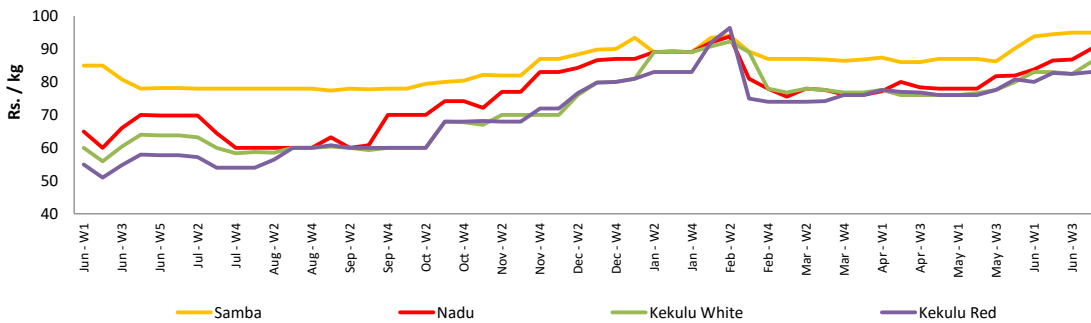
- Price increased by more than 5% compared to previous week average price.
- Price decreased by more than 5% compared to previous week average price.

Wholesale Prices

Marandaghamula

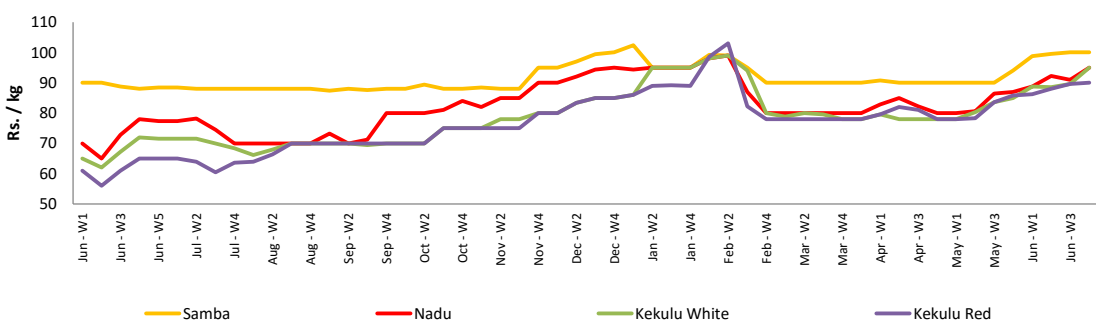


Pettah



Retail Prices

Pettah



Wholesale and Retail Prices of Selected Food Commodities - 2017/06/23

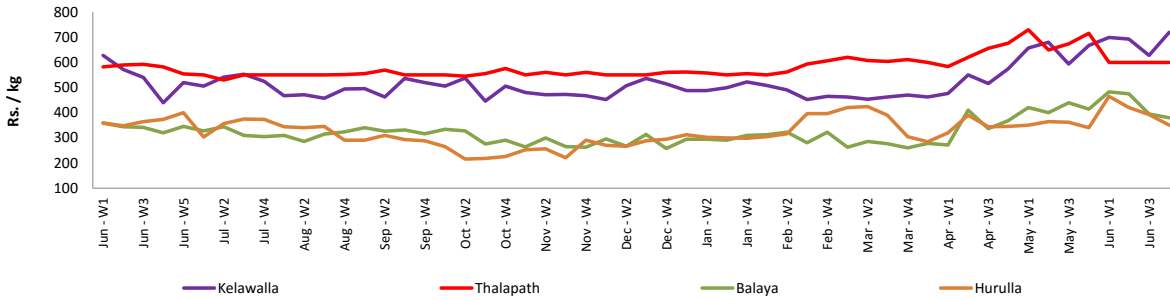
Fish

| Item | Unit | Wholesale | | | | Retail | | | |
|-----------|--------|-------------------------|--------|-------------------------|--------|-------------------------|---------|-------------------------|--------|
| | | Peliyagoda | | Negombo | | Peliyagoda | | Negombo | |
| | | Previous 5 Days Average | Today | Previous 5 Days Average | Today | Previous 5 Days Average | Today | Previous 5 Days Average | Today |
| Kelawalla | Rs./Kg | 634.00 | 720.00 | 606.00 | 500.00 | 968.00 | 1100.00 | 810.00 | 650.00 |
| Thalpath | Rs./Kg | 600.00 | 600.00 | 688.00 | 700.00 | 762.00 | 750.00 | 886.00 | 900.00 |
| Balaya | Rs./Kg | 380.00 | 380.00 | 284.00 | 200.00 | 520.00 | 480.00 | 426.00 | 300.00 |
| Paraw | Rs./Kg | 570.00 | 600.00 | 530.00 | 500.00 | 978.00 | 1000.00 | 740.00 | 650.00 |
| Salaya | Rs./Kg | 162.00 | 160.00 | 174.00 | 180.00 | 228.00 | 220.00 | 254.00 | 250.00 |
| Hurulla | Rs./Kg | 362.00 | 350.00 | 280.00 | 250.00 | 456.00 | 450.00 | 368.00 | 320.00 |

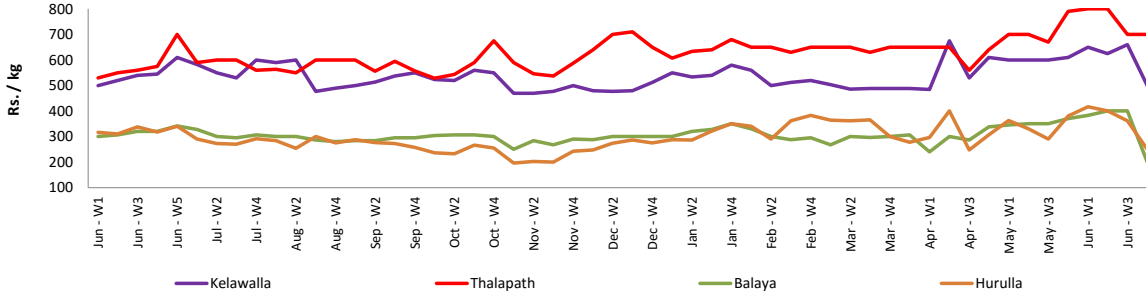
- Price increased by more than 5% compared to previous week average price.
- Price decreased by more than 5% compared to previous week average price.

Wholesale Prices

Peliyagoda

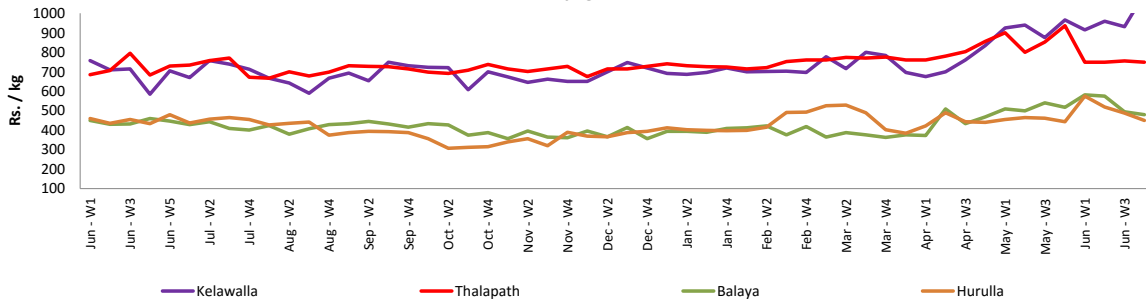


Negombo

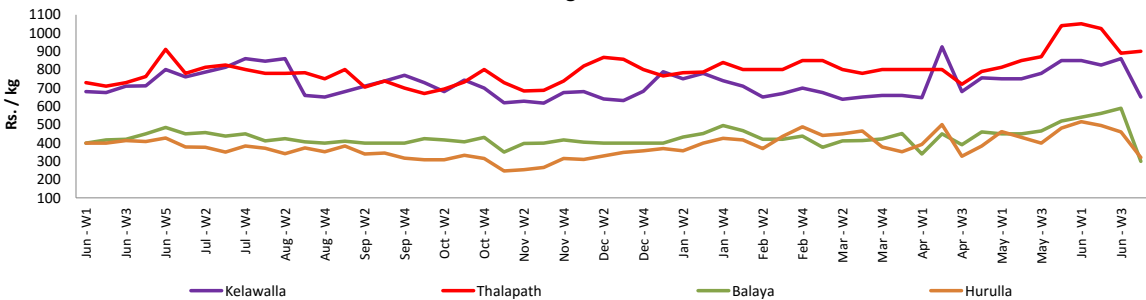


Retail Prices

Peliyagoda



Negombo



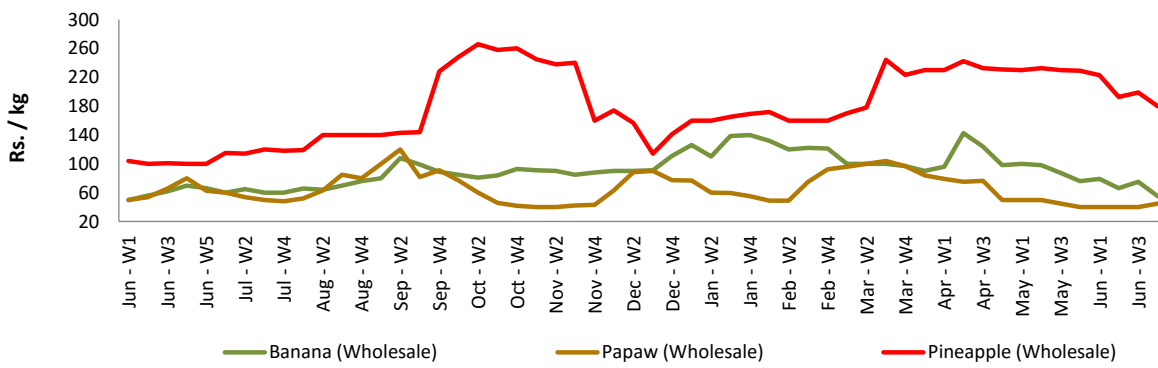
Wholesale and Retail Prices of Selected Food Commodities - 2017/06/23

Fruits

| Item | Unit | Wholesale | | Retail | |
|---------------|--------|-------------------------|--------|-------------------------|--------|
| | | Pettah | | | |
| | | Previous 5 Days Average | Today | Previous 5 Days Average | Today |
| Banana (Sour) | Rs./Kg | 63.00 | 55.00 | 98.00 | 95.00 |
| Papaw | Rs./Kg | 40.00 | 45.00 | 60.00 | 65.00 |
| Pineapple | Rs./Kg | 192.00 | 180.00 | 257.00 | 230.00 |

- Price increased by more than 5% compared to previous week average price.
- Price decreased by more than 5% compared to previous week average price.

Wholesale - Pettah



Wholesale and Retail Prices of Selected Food Commodities - 2017/06/23

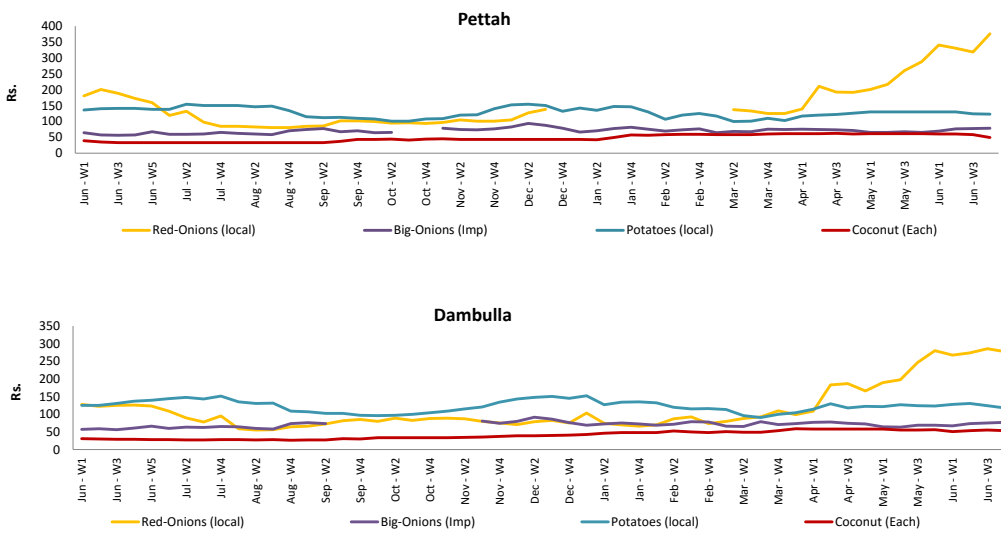
Other

| Item | Unit | Wholesale | | | | Retail | | | |
|----------------------|----------|-----------------|--------|-----------------|--------|-----------------|--------|-----------------|--------|
| | | Pettah | | Dambulla | | Pettah | | Dambulla | |
| | | Previous 5 Days | Today | Previous 5 Days | Today | Previous 5 Days | Today | Previous 5 Days | Today |
| | | Average | | Average | | Average | | Average | |
| Red-Onions (local) | Rs./Kg | 374.00 | 375.00 | 306.00 | 278.00 | 416.00 | 420.00 | 323.00 | 295.00 |
| Red-Onions (Imp) | Rs./Kg | 326.00 | 335.00 | 310.00 | 328.00 | 360.00 | 400.00 | 325.00 | 343.00 |
| Big-Onions (local) | Rs./Kg | n.a. | n.a. | n.a. | n.a. | n.a. | n.a. | n.a. | n.a. |
| Big-Onions (Imp) | Rs./Kg | 78.00 | 78.00 | 77.00 | 77.00 | 90.00 | 90.00 | 89.00 | 88.00 |
| Potatoes (local) | Rs./Kg | 130.00 | 123.00 | 121.00 | 118.00 | 159.00 | 140.00 | 134.00 | 128.00 |
| Potatoes (Imp) | Rs./Kg | 80.00 | 80.00 | | | 100.00 | 100.00 | | |
| Dried Chillies (Imp) | Rs./Kg | 150.00 | 180.00 | 153.00 | 163.00 | 198.00 | 210.00 | 166.00 | 173.00 |
| Coconut | Rs./Nut | 50.00 | 49.00 | 53.00 | 53.00 | 61.00 | 60.00 | 62.00 | 63.00 |
| Coconut oil | Rs./Ltr | 360.00 | 360.00 | | | 380.00 | 380.00 | | |
| Dhal | Rs./Kg | 138.00 | 140.00 | | | 156.00 | 158.00 | | |
| Sugar | Rs./Kg | 99.00 | 95.00 | | | 106.00 | 108.00 | | |
| Eggs | Rs./Each | 12.00 | 12.00 | | | 13.00 | 12.50 | | |
| Katta | Rs./Kg | 800.00 | 800.00 | | | 850.00 | 850.00 | | |
| Sprats | Rs./Kg | 500.00 | 500.00 | | | 550.00 | 550.00 | | |

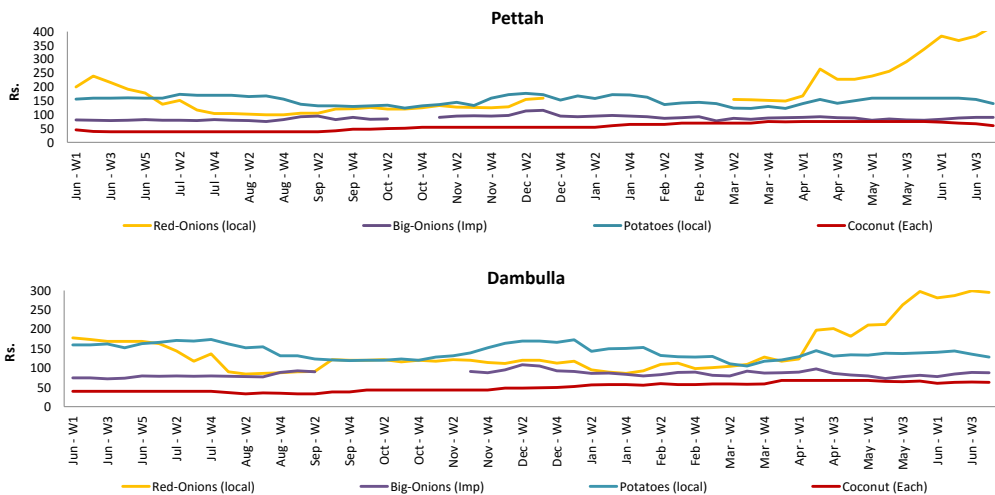
Price increased by more than 5% compared to previous week average price.

Price decreased by more than 5% compared to previous week average price.

Wholesale Prices



Retail Prices



* Prices of food commodities may vary due to quality and markets among other factors.