

Weekly Summary of Price Developments (From 16 June 2017 to 22 June 2017)



Vegetables

- Prices of vegetables exhibited mixed movements during the week in both Pettah and Dambulla markets.



Rice

- Both wholesale and retail prices of Kekulu (white) rice increased in Pettah market.



Fish

- Prices of most varieties of fish decreased in Negombo market due to favourable supply developments.



Fruits

- Prices of fruits declined marginally after a continuous increase which was noticed at the beginning of the week.



Other

- Prices of Local Red Onions decreased towards latter part of the week.
 - Prices of Coconut decreased due to better supply conditions owing to seasonal impact.
-

Wholesale and Retail Prices of Selected Food Commodities - 2017/06/22

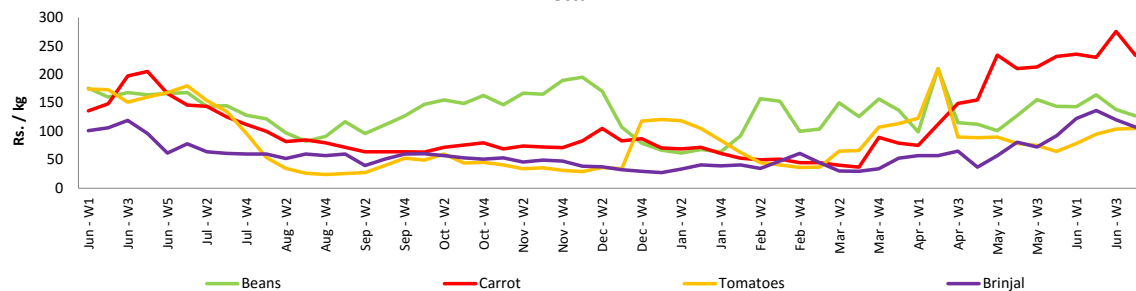
Vegetables

Item	Unit	Wholesale				Retail			
		Pettah		Dambulla		Pettah		Dambulla	
		Previous 5 Days Average	Today	Previous 5 Days Average	Today	Previous 5 Days Average	Today	Previous 5 Days Average	Today
Beans	Rs./Kg	127.00	127.00	107.00	115.00	167.00	160.00	128.00	135.00
Carrot	Rs./Kg	252.00	233.00	218.00	245.00	307.00	283.00	239.00	265.00
Cabbage	Rs./Kg	129.00	127.00	98.00	93.00	181.00	167.00	117.00	113.00
Tomatoes	Rs./Kg	108.00	105.00	84.00	93.00	146.00	140.00	105.00	113.00
Brinjal	Rs./Kg	109.00	107.00	86.00	85.00	152.00	147.00	106.00	105.00
Pumpkin	Rs./Kg	112.00	120.00	98.00	85.00	142.00	160.00	119.00	105.00
Snake gourd	Rs./Kg	134.00	120.00	96.00	75.00	174.00	153.00	116.00	95.00

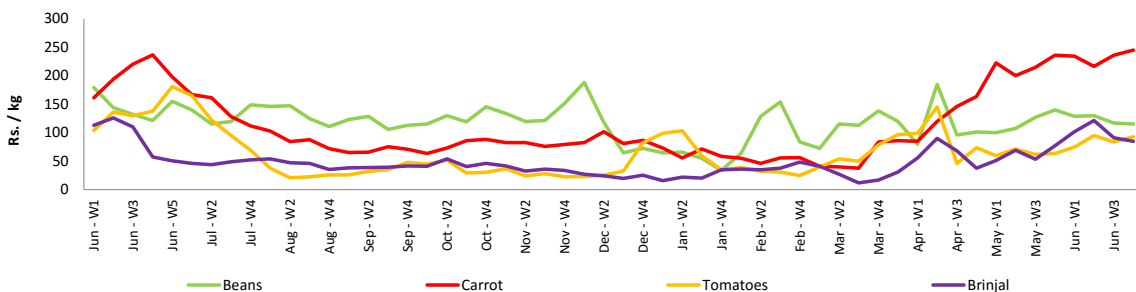
- Price increased by more than 5% compared to previous week average price.
- Price decreased by more than 5% compared to previous week average price.

Wholesale Prices

Pettah

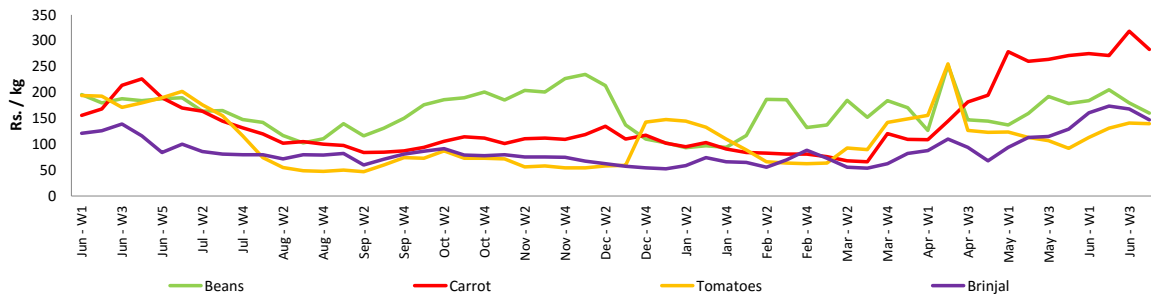


Dambulla

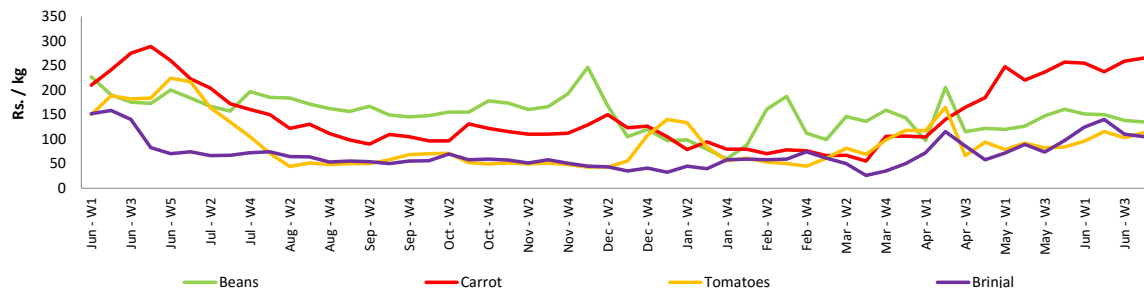


Retail Prices

Pettah



Dambulla



Wholesale and Retail Prices of Selected Food Commodities - 2017/06/22

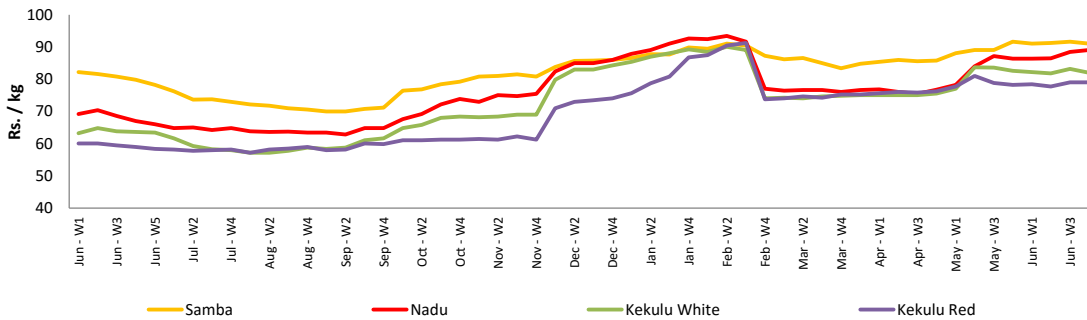
Rice

Item	Unit	Wholesale				Retail	
		Maradaghamula		Pettah		Pettah	
		Previous 5 Days Average		Previous 5 Days Average		Previous 5 Days Average	
		Average	Today	Average	Today	Average	Today
Samba	Rs./Kg	91.00	91.00	95.00	95.00	100.00	100.00
Nadu	Rs./Kg	88.00	89.00	88.00	88.00	94.00	95.00
Kekulu White	Rs./Kg	82.00	82.00	84.00	86.00	93.00	95.00
Kekulu Red	Rs./Kg	79.00	79.00	82.00	83.00	90.00	90.00

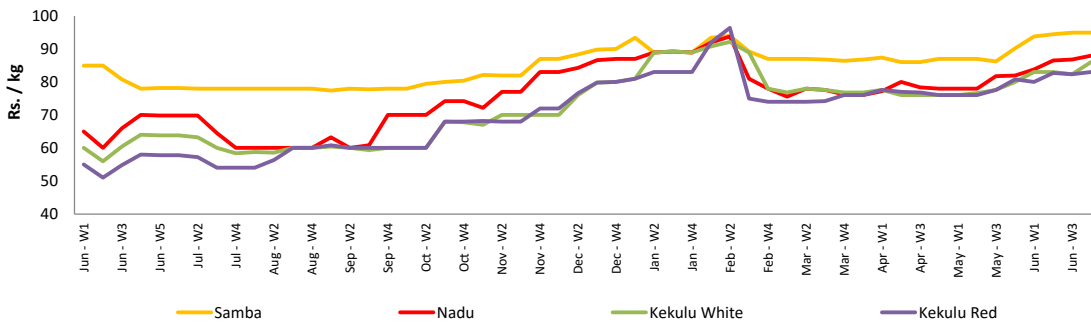
- Price increased by more than 5% compared to previous week average price.
- Price decreased by more than 5% compared to previous week average price.

Wholesale Prices

Marandaghamula

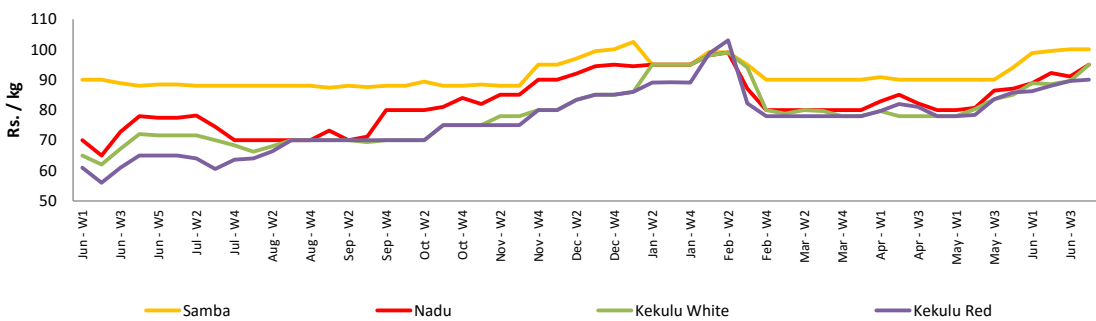


Pettah



Retail Prices

Pettah



Wholesale and Retail Prices of Selected Food Commodities - 2017/06/22

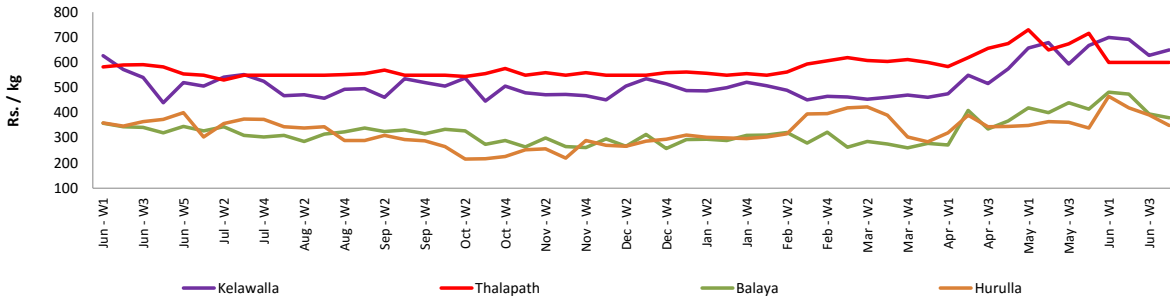
Fish

Item	Unit	Wholesale				Retail			
		Peliyagoda		Negombo		Peliyagoda		Negombo	
		Previous 5 Days Average	Today	Previous 5 Days Average	Today	Previous 5 Days Average	Today	Previous 5 Days Average	Today
Kelawalla	Rs./Kg	634.00	650.00	636.00	500.00	968.00	960.00	840.00	700.00
Thalapath	Rs./Kg	600.00	600.00	688.00	700.00	762.00	750.00	886.00	850.00
Balaya	Rs./Kg	390.00	380.00	324.00	200.00	530.00	480.00	486.00	300.00
Paraw	Rs./Kg	570.00	600.00	530.00	500.00	978.00	1000.00	750.00	700.00
Salaya	Rs./Kg	162.00	180.00	178.00	150.00	228.00	240.00	260.00	220.00
Hurulla	Rs./Kg	372.00	350.00	306.00	220.00	466.00	450.00	398.00	300.00

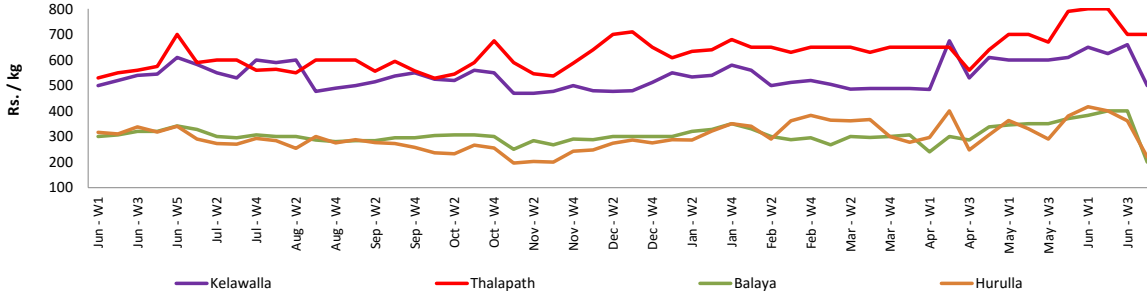
- Price increased by more than 5% compared to previous week average price.
- Price decreased by more than 5% compared to previous week average price.

Wholesale Prices

Peliyagoda

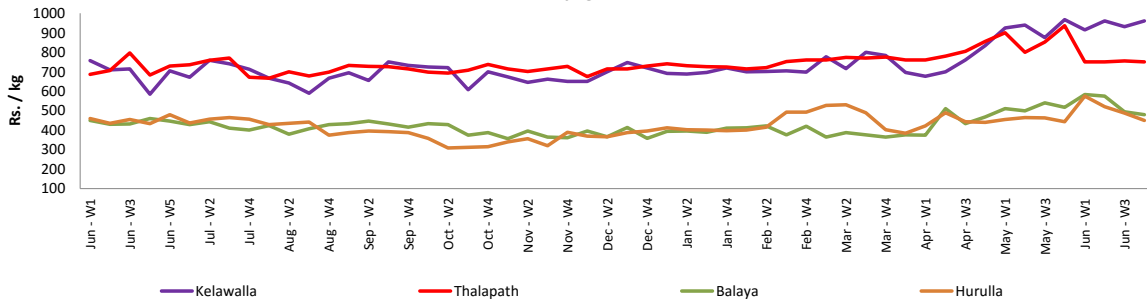


Negombo

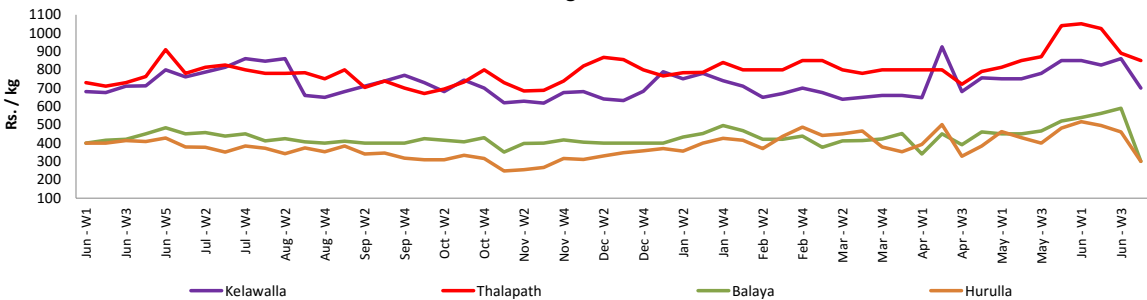


Retail Prices

Peliyagoda



Negombo



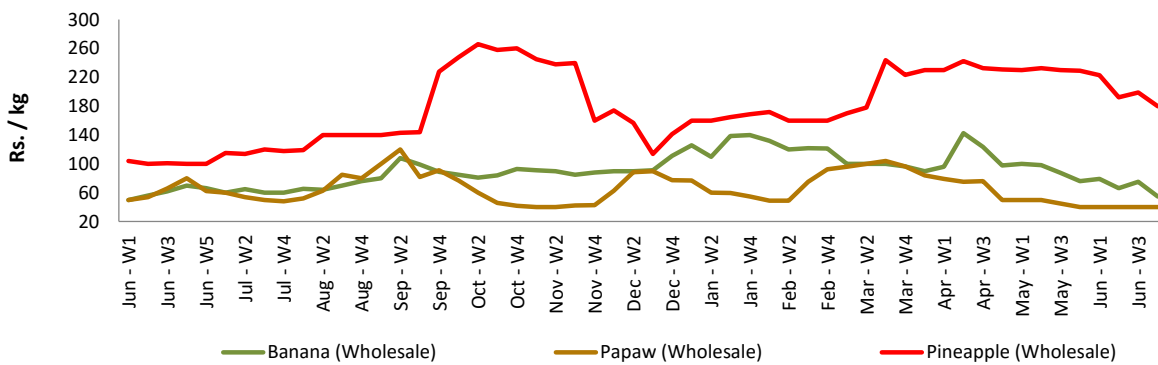
Wholesale and Retail Prices of Selected Food Commodities - 2017/06/22

Fruits

Item	Unit	Wholesale		Retail	
		Pettah			
		Previous 5 Days Average	Today	Previous 5 Days Average	Today
Banana (Sour)	Rs./Kg	66.00	55.00	99.00	95.00
Papaw	Rs./Kg	40.00	40.00	60.00	60.00
Pineapple	Rs./Kg	194.00	180.00	265.00	230.00

- Price increased by more than 5% compared to previous week average price.
- Price decreased by more than 5% compared to previous week average price.

Wholesale - Pettah



Wholesale and Retail Prices of Selected Food Commodities - 2017/06/22

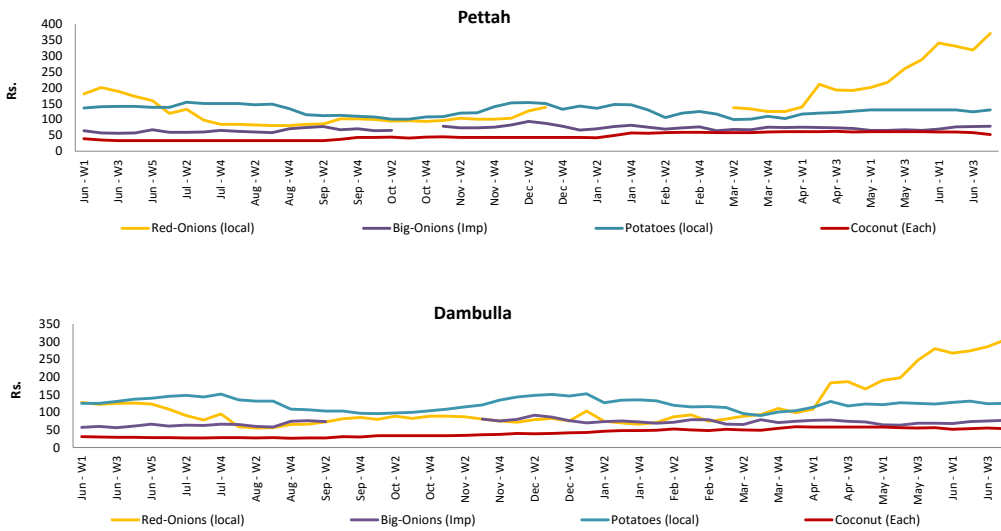
Other

Item	Unit	Wholesale				Retail			
		Pettah		Dambulla		Pettah		Dambulla	
		Previous 5 Days Average	Today	Previous 5 Days Average	Today	Previous 5 Days Average	Today	Previous 5 Days Average	Today
Red-Onions (local)	Rs./Kg	360.00	370.00	300.00	305.00	408.00	400.00	317.00	317.00
Red-Onions (Imp)	Rs./Kg	310.00	330.00	303.00	325.00	344.00	360.00	317.00	338.00
Big-Onions (local)	Rs./Kg	n.a.	n.a.	n.a.	n.a.	n.a.	n.a.	n.a.	n.a.
Big-Onions (Imp)	Rs./Kg	78.00	78.00	78.00	77.00	90.00	90.00	89.00	88.00
Potatoes (local)	Rs./Kg	128.00	130.00	121.00	125.00	158.00	160.00	134.00	138.00
Potatoes (Imp)	Rs./Kg	80.00	80.00			100.00	100.00		
Dried Chillies (Imp)	Rs./Kg	150.00	150.00	155.00	155.00	196.00	200.00	168.00	168.00
Coconut	Rs./Nut	52.00	52.00	53.00	53.00	62.00	65.00	62.00	62.00
Coconut oil	Rs./Ltr	360.00	360.00			380.00	380.00		
Dhal	Rs./Kg	138.00	138.00			156.00	155.00		
Sugar	Rs./Kg	100.00	98.00			107.00	105.00		
Eggs	Rs./Each	12.00	12.00			13.00	13.00		
Katta	Rs./Kg	800.00	800.00			850.00	850.00		
Sprats	Rs./Kg	500.00	500.00			550.00	550.00		

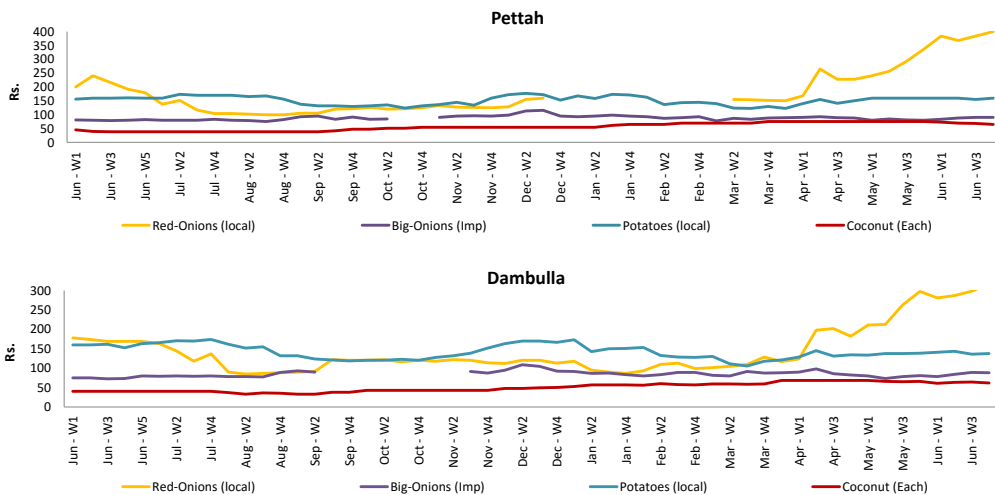
Price increased by more than 5% compared to previous week average price.

Price decreased by more than 5% compared to previous week average price.

Wholesale Prices



Retail Prices



* Prices of food commodities may vary due to quality and markets among other factors.