

Weekly Summary of Price Developments (From 15 June 2017 to 21 June 2017)



Vegetables

- Prices of vegetables exhibited a downward trend during the week in both Pettah and Dambulla markets.



Rice

- Retail price of Nadu and Kekulu (white) rice increased in Pettah market.



Fish

- Prices of most varieties of fish decreased in Negombo market due to favourable supply developments.



Fruits

- Prices of fruits declined marginally after a continuous increase which was noticed at the beginning of the week.



Other

- Prices of Red Onions (Local & Imported) increased during the week.
 - Prices of Coconut decreased due to better supply conditions owing to seasonal impact.
-

Wholesale and Retail Prices of Selected Food Commodities - 2017/06/21

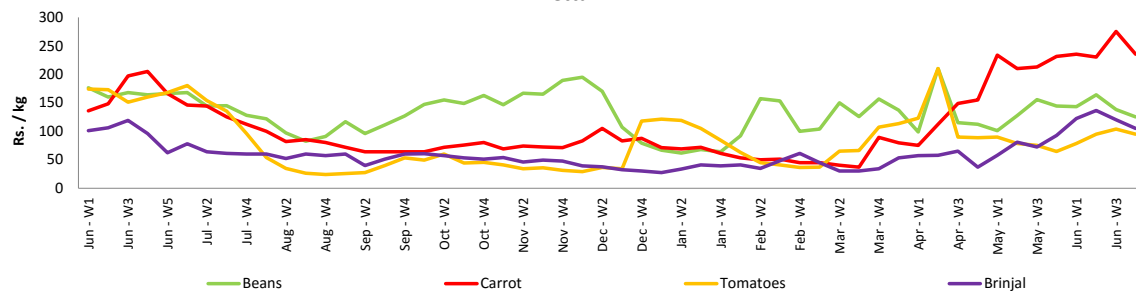
Vegetables

Item	Unit	Wholesale				Retail			
		Pettah		Dambulla		Pettah		Dambulla	
		Previous 5 Days Average	Today	Previous 5 Days Average	Today	Previous 5 Days Average	Today	Previous 5 Days Average	Today
Beans	Rs./Kg	131.00	125.00	101.00	125.00	173.00	160.00	122.00	145.00
Carrot	Rs./Kg	259.00	235.00	217.00	195.00	311.00	290.00	239.00	215.00
Cabbage	Rs./Kg	126.00	130.00	102.00	85.00	179.00	175.00	121.00	105.00
Tomatoes	Rs./Kg	108.00	95.00	84.00	90.00	146.00	135.00	105.00	110.00
Brinjal	Rs./Kg	111.00	105.00	88.00	80.00	156.00	145.00	108.00	100.00
Pumpkin	Rs./Kg	109.00	120.00	101.00	90.00	140.00	145.00	122.00	110.00
Snake gourd	Rs./Kg	137.00	125.00	99.00	90.00	178.00	160.00	119.00	110.00

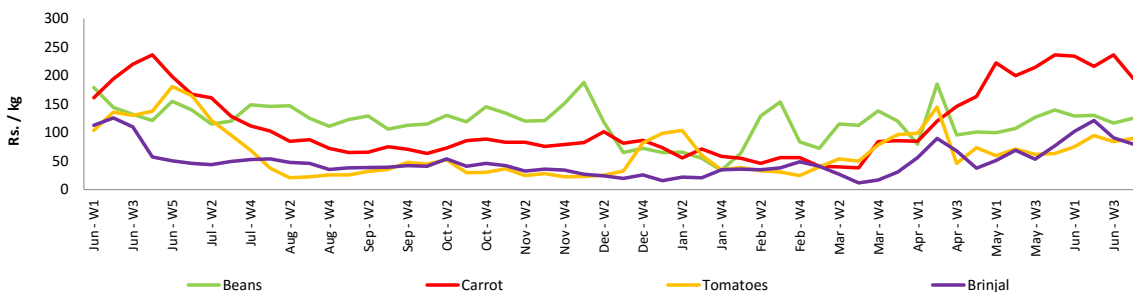
- Price increased by more than 5% compared to previous week average price.
- Price decreased by more than 5% compared to previous week average price.

Wholesale Prices

Pettah

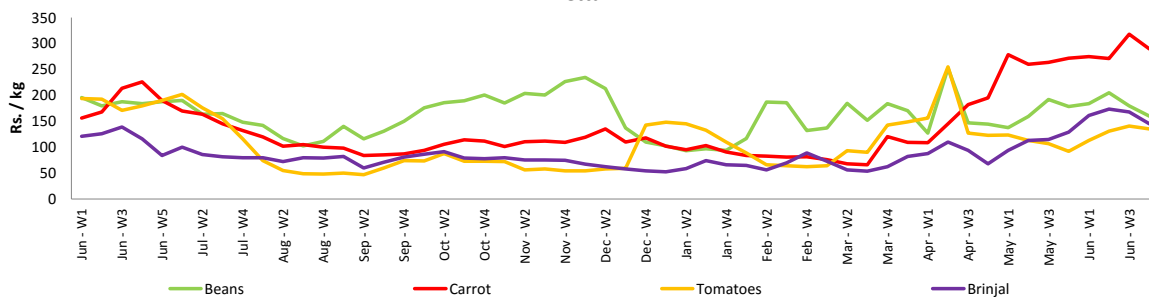


Dambulla

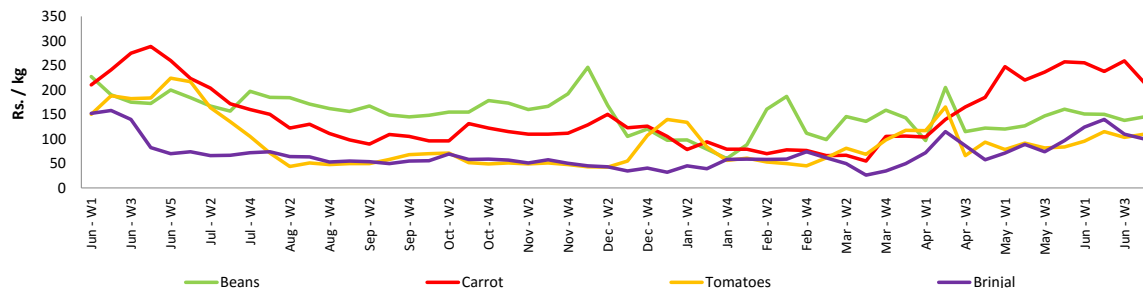


Retail Prices

Pettah



Dambulla



Wholesale and Retail Prices of Selected Food Commodities - 2017/06/21

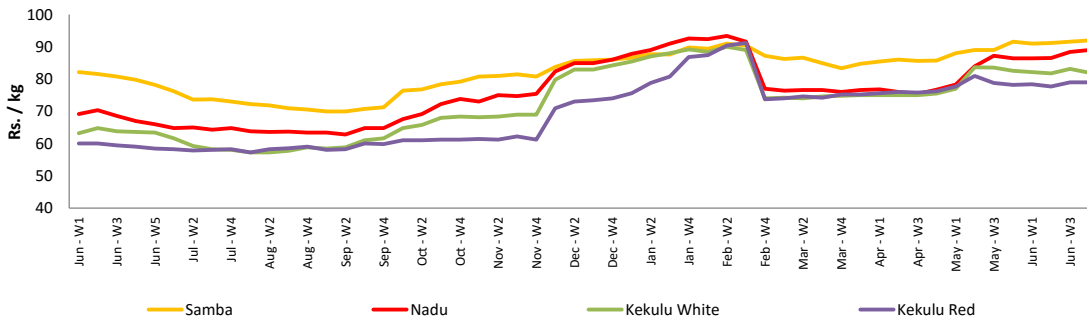
Rice

Item	Unit	Wholesale				Retail	
		Maradaghamula		Pettah		Pettah	
		Previous 5 Days Average		Previous 5 Days Average		Previous 5 Days Average	
		Average	Today	Average	Today	Average	Today
Samba	Rs./Kg	91.00	92.00	95.00	95.00	100.00	100.00
Nadu	Rs./Kg	88.00	89.00	88.00	88.00	93.00	95.00
Kekulu White	Rs./Kg	82.00	82.00	84.00	86.00	92.00	95.00
Kekulu Red	Rs./Kg	79.00	79.00	82.00	83.00	90.00	90.00

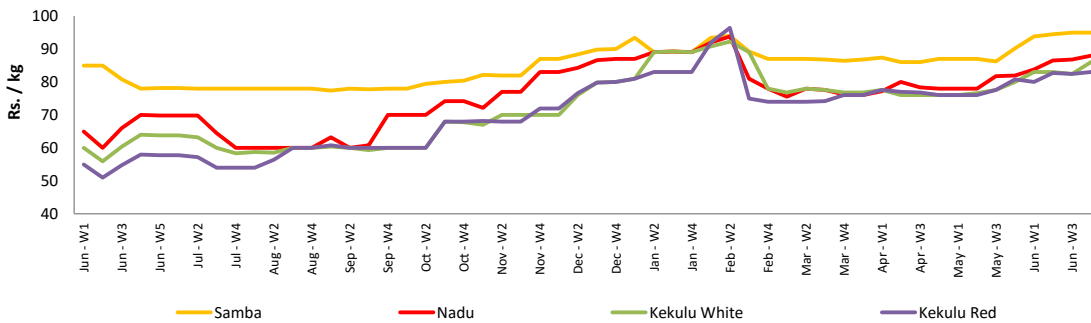
- Price increased by more than 5% compared to previous week average price.
- Price decreased by more than 5% compared to previous week average price.

Wholesale Prices

Marandaghamula

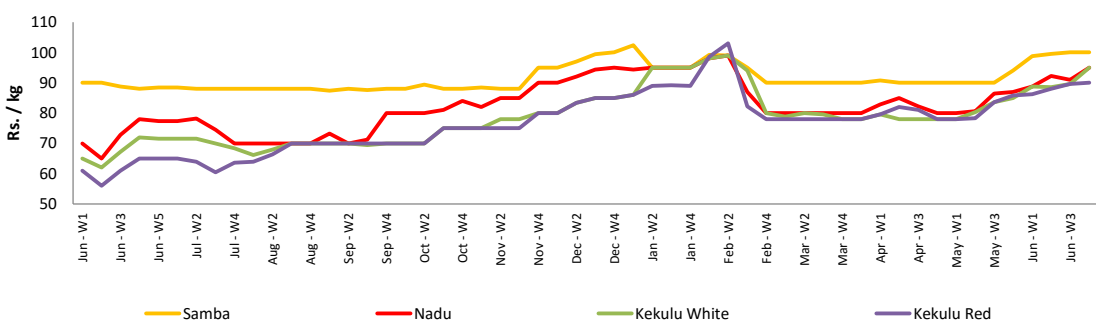


Pettah



Retail Prices

Pettah



Wholesale and Retail Prices of Selected Food Commodities - 2017/06/21

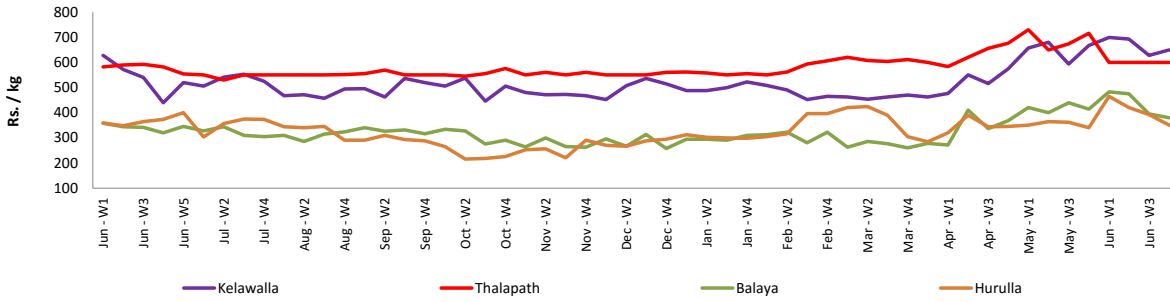
Fish

Item	Unit	Wholesale				Retail			
		Peliyagoda		Negombo		Peliyagoda		Negombo	
		Previous 5 Days Average	Today	Previous 5 Days Average	Today	Previous 5 Days Average	Today	Previous 5 Days Average	Today
Kelawalla	Rs./Kg	628.00	650.00	646.00	600.00	952.00	960.00	850.00	800.00
Thalpath	Rs./Kg	600.00	600.00	688.00	700.00	762.00	750.00	876.00	900.00
Balaya	Rs./Kg	390.00	380.00	364.00	200.00	530.00	480.00	546.00	300.00
Paraw	Rs./Kg	564.00	600.00	530.00	550.00	970.00	1000.00	750.00	750.00
Salaya	Rs./Kg	158.00	180.00	188.00	150.00	224.00	240.00	274.00	200.00
Hurulla	Rs./Kg	374.00	350.00	338.00	200.00	468.00	450.00	432.00	280.00

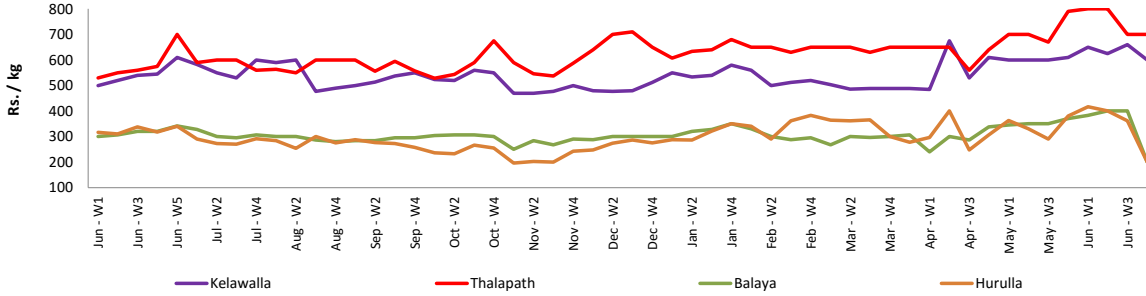
- Price increased by more than 5% compared to previous week average price.
- Price decreased by more than 5% compared to previous week average price.

Wholesale Prices

Peliyagoda

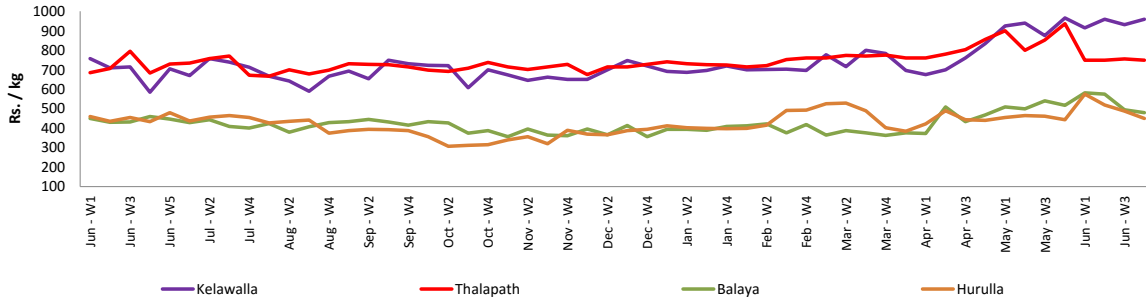


Negombo

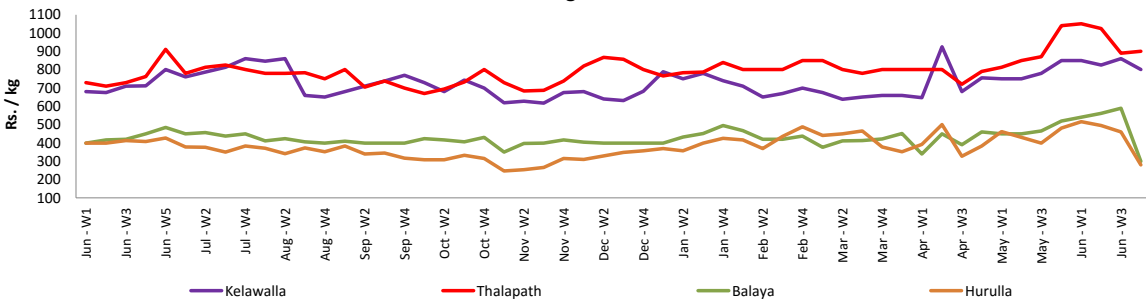


Retail Prices

Peliyagoda



Negombo



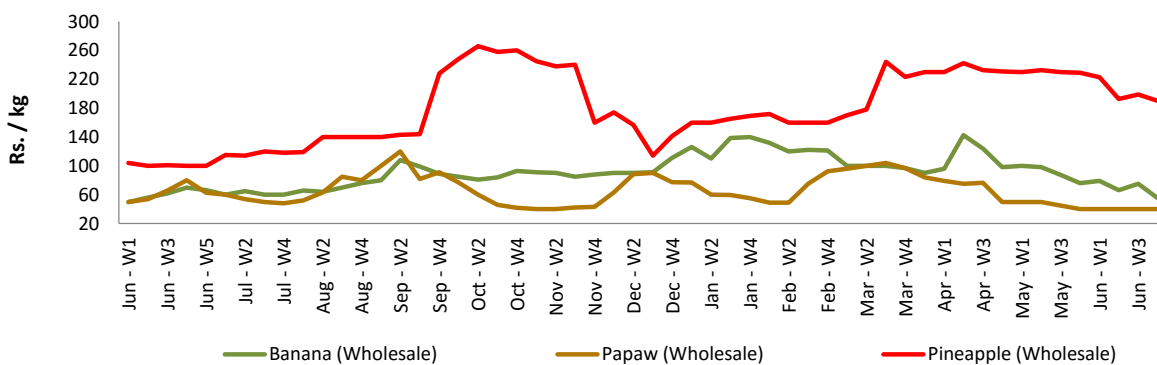
Wholesale and Retail Prices of Selected Food Commodities - 2017/06/21

Fruits

Item	Unit	Wholesale		Retail	
		Pettah			
		Previous 5 Days Average	Today	Previous 5 Days Average	Today
Banana (Sour)	Rs./Kg	70.00	55.00	103.00	95.00
Papaw	Rs./Kg	40.00	40.00	63.00	60.00
Pineapple	Rs./Kg	196.00	190.00	270.00	245.00

- Price increased by more than 5% compared to previous week average price.
- Price decreased by more than 5% compared to previous week average price.

Wholesale - Pettah



Wholesale and Retail Prices of Selected Food Commodities - 2017/06/21

Other

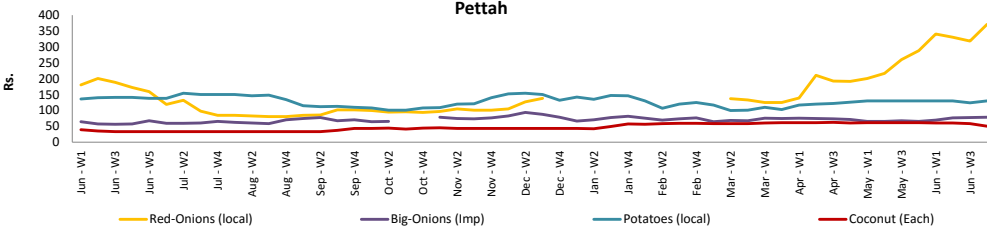
Item	Unit	Wholesale				Retail			
		Pettah		Dambulla		Pettah		Dambulla	
		Previous 5 Days	Today	Previous 5 Days	Today	Previous 5 Days	Today	Previous 5 Days	Today
		Average		Average		Average		Average	
Red-Onions (local)	Rs./Kg	346.00	370.00	296.00	305.00	400.00	400.00	311.00	325.00
Red-Onions (Imp)	Rs./Kg	294.00	330.00	293.00	325.00	328.00	360.00	306.00	345.00
Big-Onions (local)	Rs./Kg	n.a.	n.a.	n.a.	n.a.	n.a.	n.a.	n.a.	n.a.
Big-Onions (Imp)	Rs./Kg	77.00	78.00	76.00	75.00	90.00	90.00	89.00	88.00
Potatoes (local)	Rs./Kg	126.00	130.00	123.00	115.00	157.00	160.00	135.00	128.00
Potatoes (Imp)	Rs./Kg	80.00	80.00			101.00	100.00		
Dried Chillies (Imp)	Rs./Kg	150.00	150.00	155.00	155.00	194.00	200.00	168.00	168.00
Coconut	Rs./Nut	54.00	50.00	53.00	53.00	64.00	60.00	62.00	62.00
Coconut oil	Rs./Ltr	360.00	360.00			380.00	380.00		
Dhal	Rs./Kg	138.00	138.00			156.00	155.00		
Sugar	Rs./Kg	100.00	98.00			108.00	105.00		
Eggs	Rs./Each	12.00	12.00			13.00	13.00		
Katta	Rs./Kg	800.00	800.00			850.00	850.00		
Sprats	Rs./Kg	500.00	500.00			550.00	550.00		

Price increased by more than 5% compared to previous week average price.

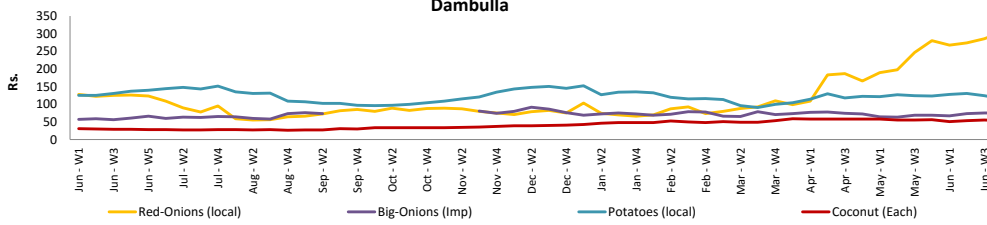
Price decreased by more than 5% compared to previous week average price.

Wholesale Prices

Pettah

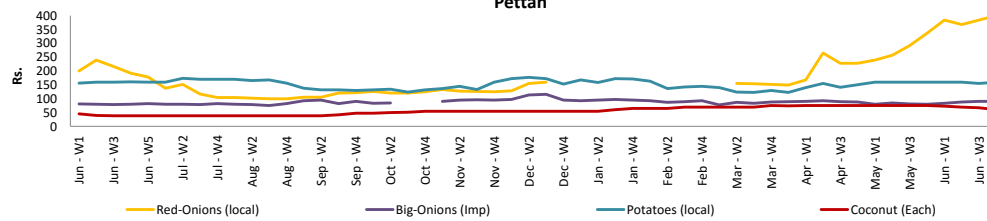


Dambulla

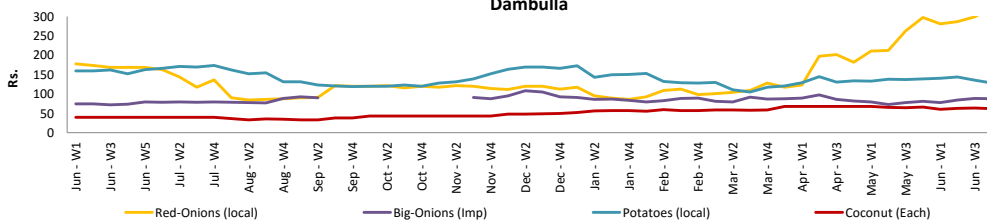


Retail Prices

Pettah



Dambulla



* Prices of food commodities may vary due to quality and markets among other factors.