

Weekly Summary of Price Developments (From 14 June 2017 to 20 June 2017)



Vegetables

- Prices of vegetables exhibited a mixed movement during the week in both Pettah and Dambulla markets.



Rice

- Retail price of Nadu and Kekulu (white) rice increased in Pettah market.



Fish

- Prices of most varieties of fish decreased in Negombo market due to favourable supply developments.



Fruits

- Prices of fruits declined marginally after a continuous increase which was noticed at the beginning of the week.



Other

- Prices of Red Onions (Local & Imported) increased during the week.
 - Prices of Coconut decreased due to better supply conditions owing to seasonal impact.
-

Wholesale and Retail Prices of Selected Food Commodities - 2017/06/20

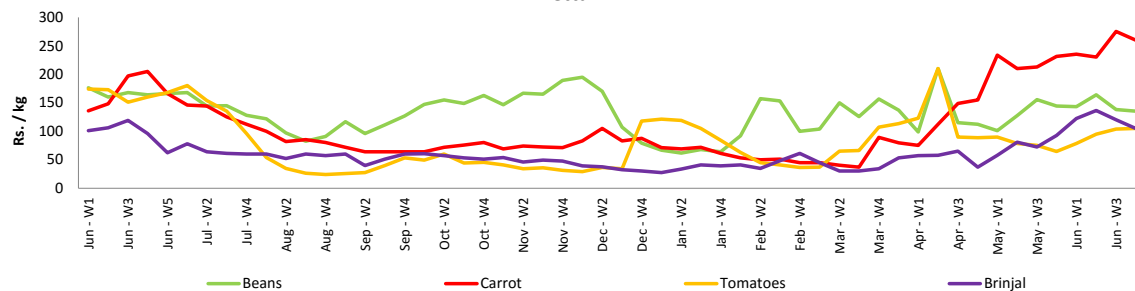
Vegetables

Item	Unit	Wholesale				Retail			
		Pettah		Dambulla		Pettah		Dambulla	
		Previous 5 Days Average	Today	Previous 5 Days Average	Today	Previous 5 Days Average	Today	Previous 5 Days Average	Today
Beans	Rs./Kg	135.00	135.00	105.00	125.00	176.00	175.00	126.00	145.00
Carrot	Rs./Kg	265.00	260.00	224.00	225.00	313.00	325.00	247.00	245.00
Cabbage	Rs./Kg	127.00	130.00	104.00	95.00	171.00	180.00	123.00	115.00
Tomatoes	Rs./Kg	108.00	105.00	88.00	75.00	145.00	145.00	109.00	95.00
Brinjal	Rs./Kg	116.00	105.00	90.00	105.00	163.00	145.00	108.00	125.00
Pumpkin	Rs./Kg	106.00	120.00	96.00	115.00	138.00	155.00	117.00	135.00
Snake gourd	Rs./Kg	139.00	130.00	103.00	95.00	181.00	165.00	123.00	115.00

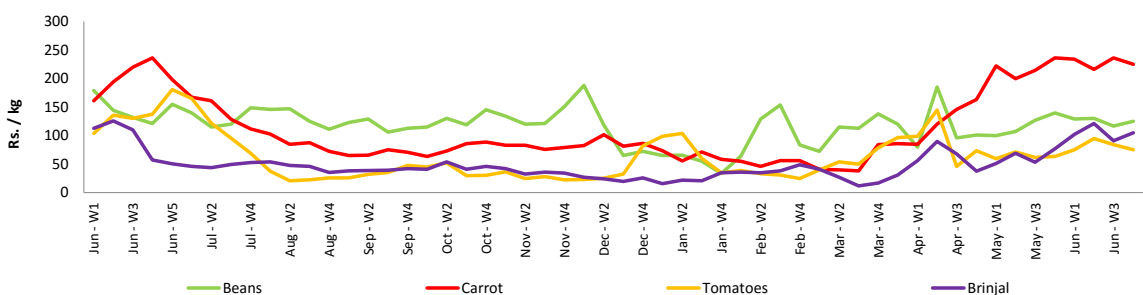
- Price increased by more than 5% compared to previous week average price.
- Price decreased by more than 5% compared to previous week average price.

Wholesale Prices

Pettah

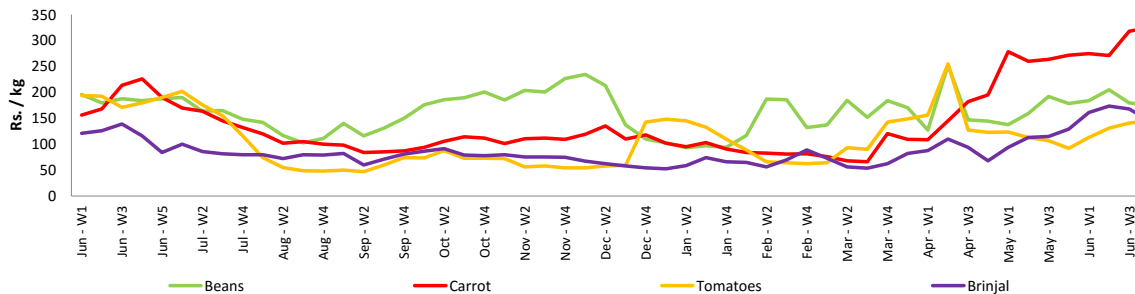


Dambulla

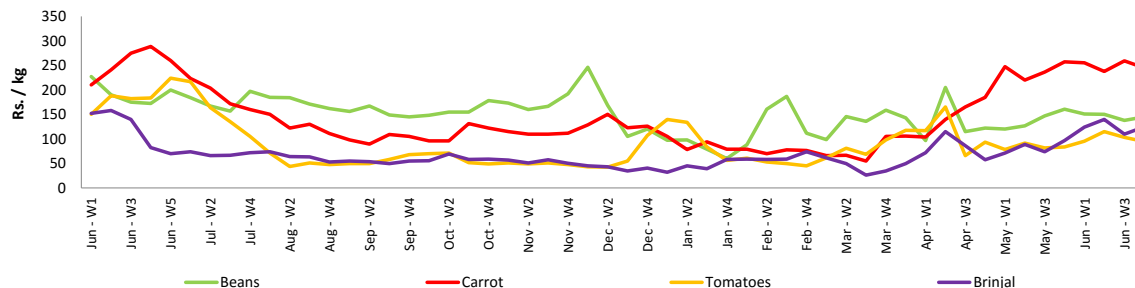


Retail Prices

Pettah



Dambulla



Wholesale and Retail Prices of Selected Food Commodities - 2017/06/20

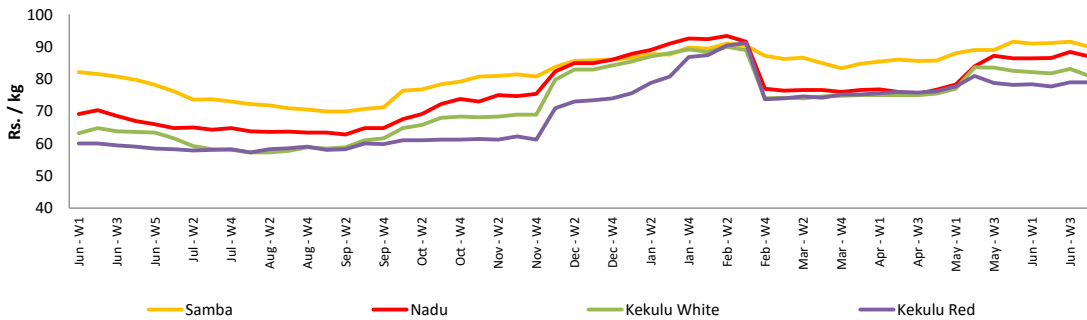
Rice

Item	Unit	Wholesale				Retail	
		Maradaghamula		Pettah		Pettah	
		Previous 5 Days Average	Today	Previous 5 Days Average	Today	Previous 5 Days Average	Today
Samba	Rs./Kg	91.00	90.00	95.00	95.00	100.00	100.00
Nadu	Rs./Kg	88.00	87.00	87.00	88.00	92.00	95.00
Kekulu White	Rs./Kg	83.00	81.00	83.00	86.00	91.00	95.00
Kekulu Red	Rs./Kg	79.00	79.00	82.00	83.00	90.00	90.00

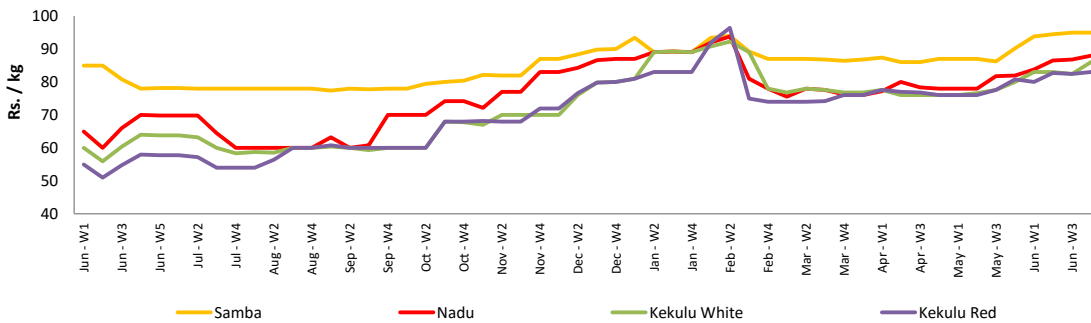
- Price increased by more than 5% compared to previous week average price.
- Price decreased by more than 5% compared to previous week average price.

Wholesale Prices

Marandaghamula

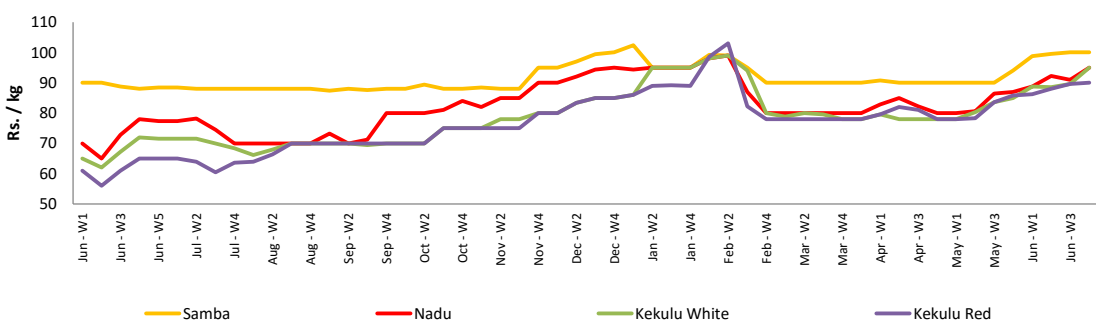


Pettah



Retail Prices

Pettah



Wholesale and Retail Prices of Selected Food Commodities - 2017/06/20

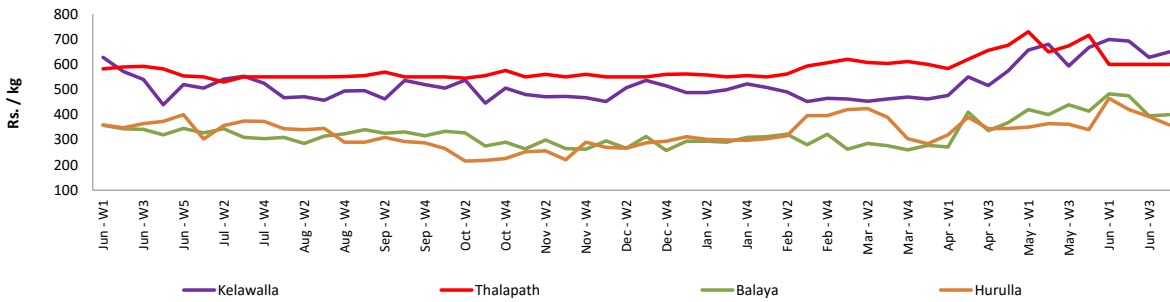
Fish

Item	Unit	Wholesale				Retail			
		Peliyagoda		Negombo		Peliyagoda		Negombo	
		Previous 5 Days Average	Today	Previous 5 Days Average	Today	Previous 5 Days Average	Today	Previous 5 Days Average	Today
Kelawalla	Rs./Kg	628.00	650.00	656.00	600.00	952.00	960.00	860.00	800.00
Thalpath	Rs./Kg	600.00	600.00	696.00	660.00	762.00	750.00	870.00	880.00
Balaya	Rs./Kg	385.00	400.00	400.00	220.00	525.00	500.00	600.00	330.00
Paraw	Rs./Kg	558.00	600.00	540.00	500.00	962.00	1000.00	760.00	700.00
Salaya	Rs./Kg	158.00	160.00	184.00	200.00	224.00	220.00	264.00	300.00
Hurulla	Rs./Kg	378.00	360.00	368.00	250.00	472.00	460.00	466.00	330.00

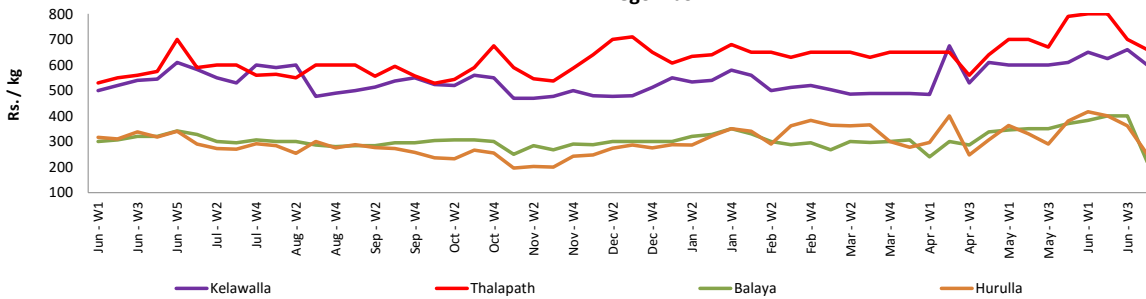
- Price increased by more than 5% compared to previous week average price.
- Price decreased by more than 5% compared to previous week average price.

Wholesale Prices

Peliyagoda

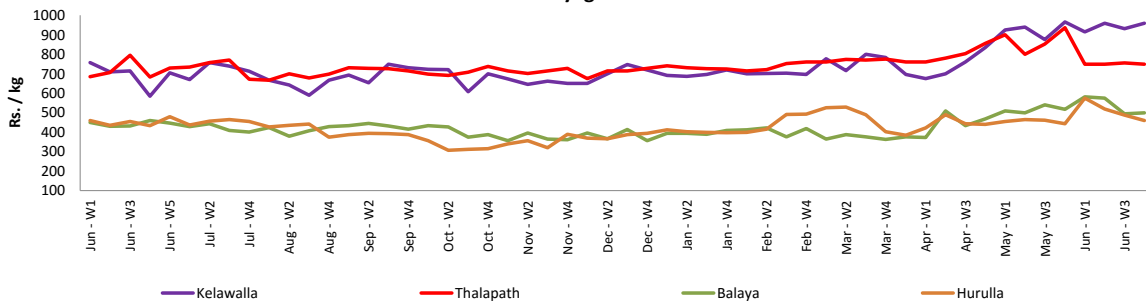


Negombo

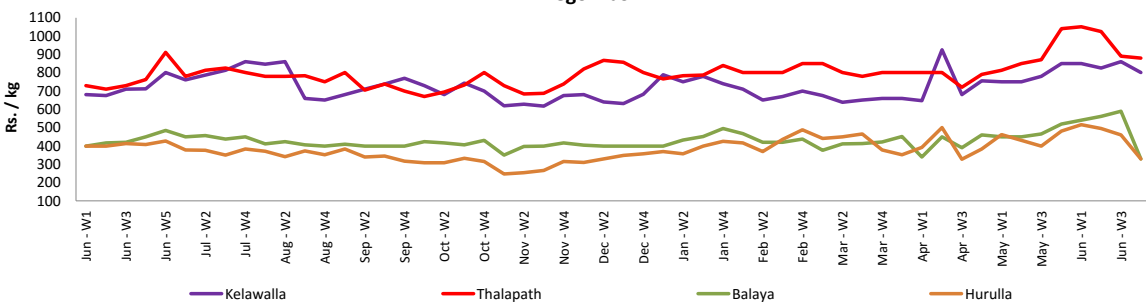


Retail Prices

Peliyagoda



Negombo



Wholesale and Retail Prices of Selected Food Commodities - 2017/06/20

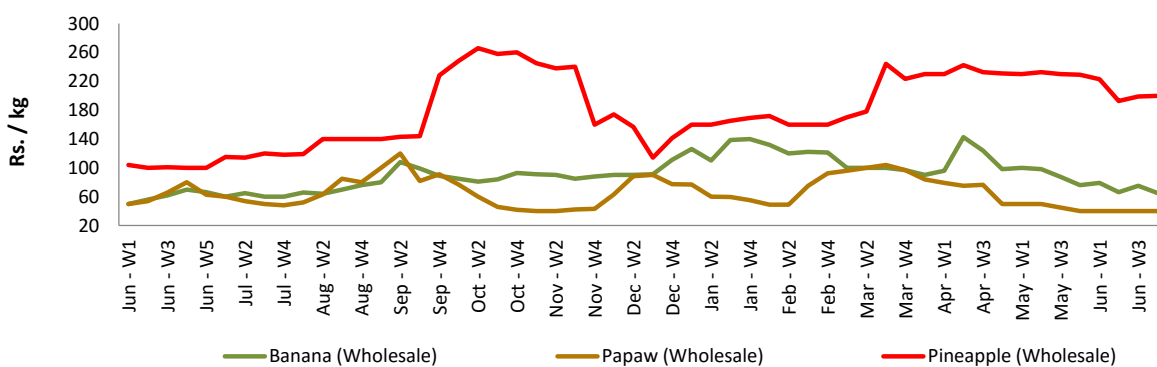
Fruits

Item	Unit	Wholesale		Retail	
		Pettah			
		Previous 5 Days Average	Today	Previous 5 Days Average	Today
Banana (Sour)	Rs./Kg	72.00	65.00	104.00	100.00
Papaw	Rs./Kg	40.00	40.00	66.00	60.00
Pineapple	Rs./Kg	199.00	200.00	272.00	270.00

 Price increased by more than 5% compared to previous week average price.

 Price decreased by more than 5% compared to previous week average price.

Wholesale - Pettah



Wholesale and Retail Prices of Selected Food Commodities - 2017/06/20

Other

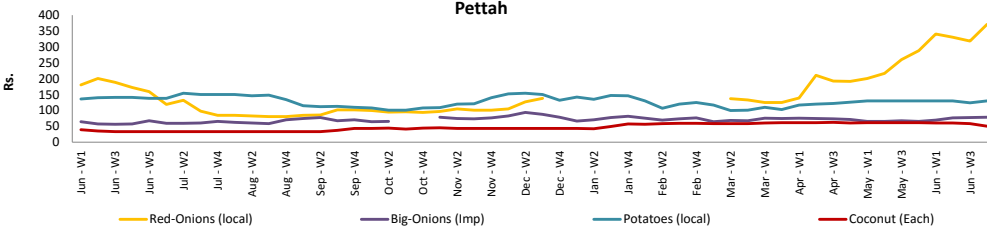
Item	Unit	Wholesale				Retail			
		Pettah		Dambulla		Pettah		Dambulla	
		Previous 5 Days Average	Today	Previous 5 Days Average	Today	Previous 5 Days Average	Today	Previous 5 Days Average	Today
Red-Onions (local)	Rs./Kg	332.00	370.00	292.00	305.00	392.00	400.00	305.00	325.00
Red-Onions (Imp)	Rs./Kg	278.00	330.00	282.00	295.00	312.00	360.00	294.00	308.00
Big-Onions (local)	Rs./Kg	n.a.	n.a.	n.a.	n.a.	n.a.	n.a.	n.a.	n.a.
Big-Onions (Imp)	Rs./Kg	77.20	78.00	76.00	78.00	90.00	90.00	89.00	88.00
Potatoes (local)	Rs./Kg	123.60	130.00	122.00	125.00	156.00	160.00	134.00	138.00
Potatoes (Imp)	Rs./Kg	80.00	80.00			102.00	100.00		
Dried Chillies (Imp)	Rs./Kg	150.00	150.00	159.00	145.00	192.00	200.00	171.00	158.00
Coconut	Rs./Nut	56.00	50.00	54.00	53.00	66.00	60.00	63.00	62.00
Coconut oil	Rs./Ltr	360.00	360.00			380.00	380.00		
Dhal	Rs./Kg	138.00	138.00			156.00	155.00		
Sugar	Rs./Kg	102.00	98.00			109.00	105.00		
Eggs	Rs./Each	12.00	12.00			12.90	13.00		
Katta	Rs./Kg	800.00	800.00			850.00	850.00		
Sprats	Rs./Kg	500.00	500.00			550.00	550.00		

Price increased by more than 5% compared to previous week average price.

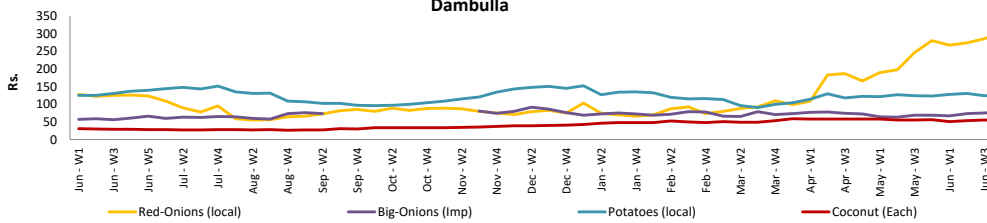
Price decreased by more than 5% compared to previous week average price.

Wholesale Prices

Pettah

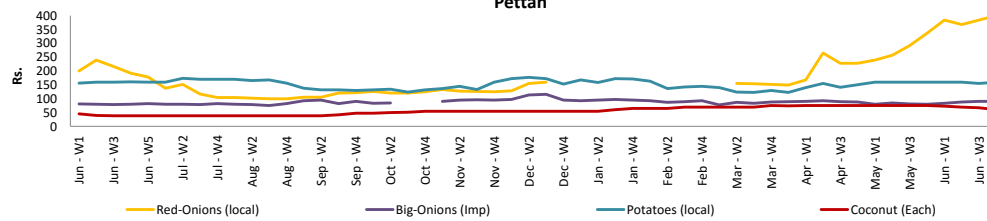


Dambulla

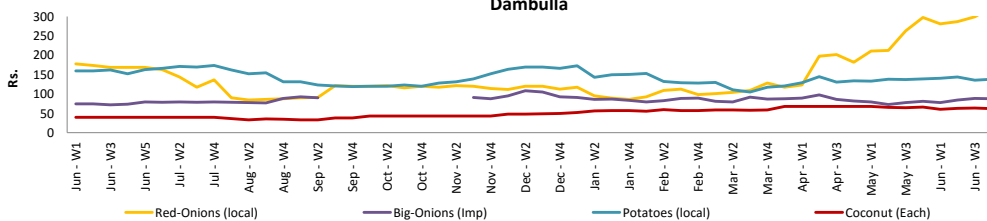


Retail Prices

Pettah



Dambulla



* Prices of food commodities may vary due to quality and markets among other factors.