

## Weekly Summary of Price Developments (From 13 June 2017 to 19 June 2017)



---

### Vegetables

---

- o Prices of vegetables exhibited a mixed movement during the week in both Pettah and Dambulla markets.



---

### Rice

---

- o Retail price of Nadu and Kekulu (white) rice increased in Pettah market.



---

### Fruits

---

- o Prices of fruits declined marginally after a continuous increase which was noticed during the last few days.



---

### Other

---

- o Prices of Red Onions (Local & Imported) increased during the week.
  - o Prices of Coconut decreased due to better supply conditions owing to seasonal impact.
-

# Wholesale and Retail Prices of Selected Food Commodities - 2017/06/19

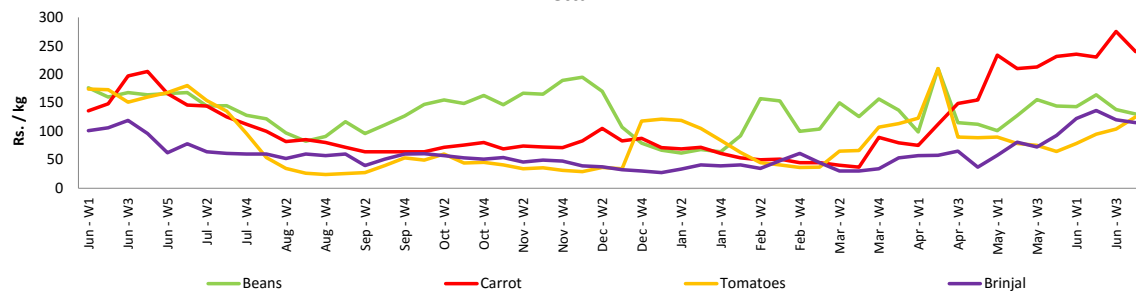
## Vegetables

Item	Unit	Wholesale				Retail			
		Pettah		Dambulla		Pettah		Dambulla	
		Previous 5 Days Average	Today	Previous 5 Days Average	Today	Previous 5 Days Average	Today	Previous 5 Days Average	Today
Beans	Rs./Kg	138.00	130.00	117.00	75.00	180.00	165.00	138.00	95.00
Carrot	Rs./Kg	275.00	240.00	236.00	185.00	318.00	295.00	259.00	205.00
Cabbage	Rs./Kg	126.00	130.00	105.00	88.00	172.00	180.00	125.00	105.00
Tomatoes	Rs./Kg	104.00	125.00	84.00	95.00	141.00	160.00	103.00	115.00
Brinjal	Rs./Kg	120.00	115.00	91.00	105.00	168.00	155.00	110.00	125.00
Pumpkin	Rs./Kg	104.00	105.00	90.00	125.00	138.00	135.00	111.00	145.00
Snake gourd	Rs./Kg	140.00	140.00	108.00	85.00	182.00	175.00	126.00	105.00

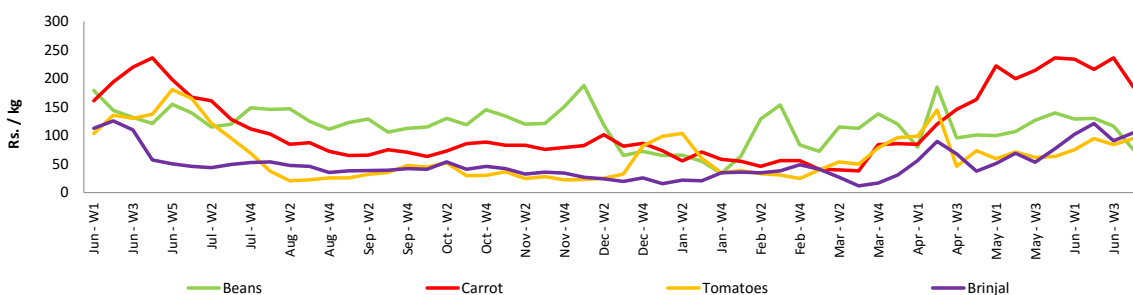
- Price increased by more than 5% compared to previous week average price.
- Price decreased by more than 5% compared to previous week average price.

### Wholesale Prices

#### Pettah

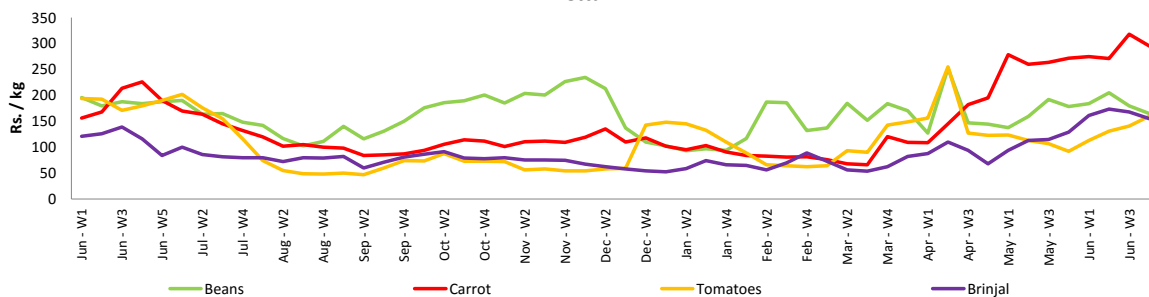


#### Dambulla

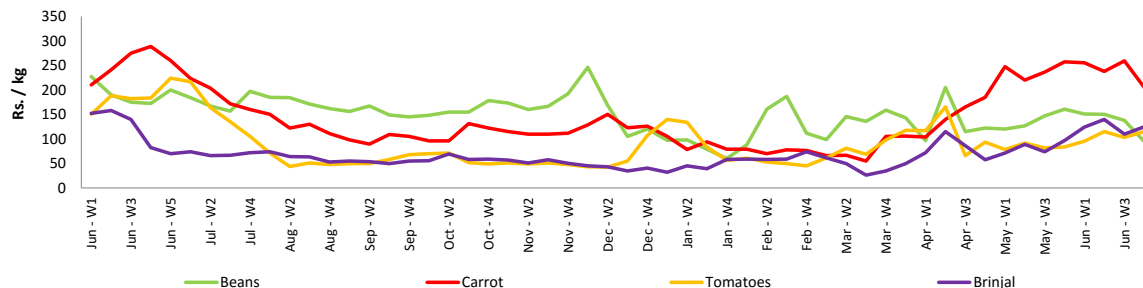


### Retail Prices

#### Pettah



#### Dambulla



# Wholesale and Retail Prices of Selected Food Commodities - 2017/06/19

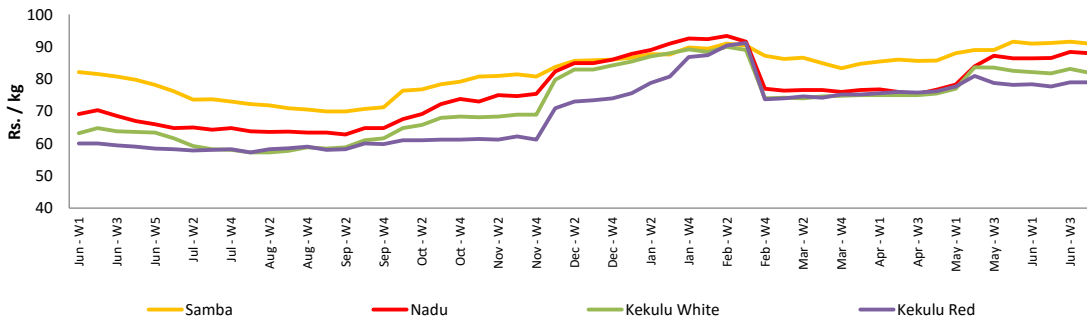
## Rice

Item	Unit	Wholesale				Retail	
		Maradaghamula		Pettah		Pettah	
		Previous 5 Days Average		Previous 5 Days Average		Previous 5 Days Average	
		Average	Today	Average	Today	Average	Today
Samba	Rs./Kg	92.00	91.00	95.00	95.00	100.00	100.00
Nadu	Rs./Kg	88.00	88.00	87.00	88.00	91.00	95.00
Kekulu White	Rs./Kg	83.00	82.00	82.00	86.00	90.00	95.00
Kekulu Red	Rs./Kg	79.00	79.00	82.00	83.00	90.00	90.00

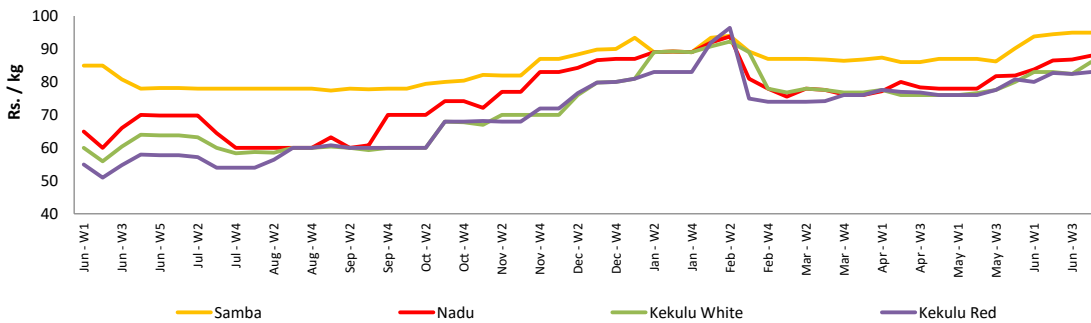
- Price increased by more than 5% compared to previous week average price.
- Price decreased by more than 5% compared to previous week average price.

### Wholesale Prices

#### Marandaghamula

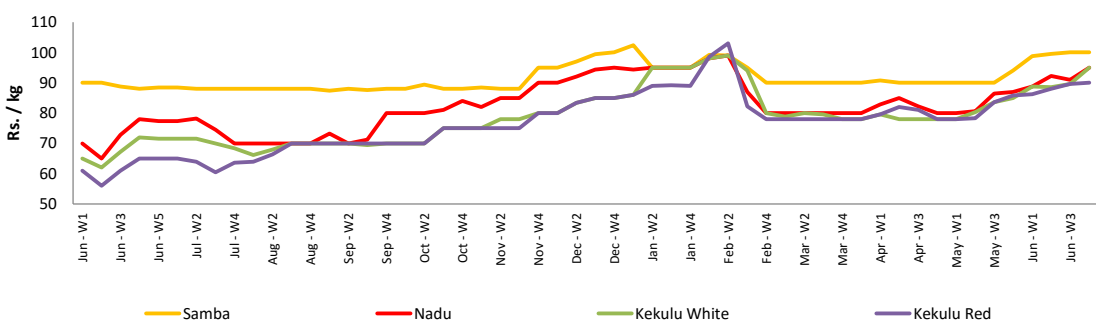


#### Pettah



### Retail Prices

#### Pettah



# Wholesale and Retail Prices of Selected Food Commodities - 2017/06/19

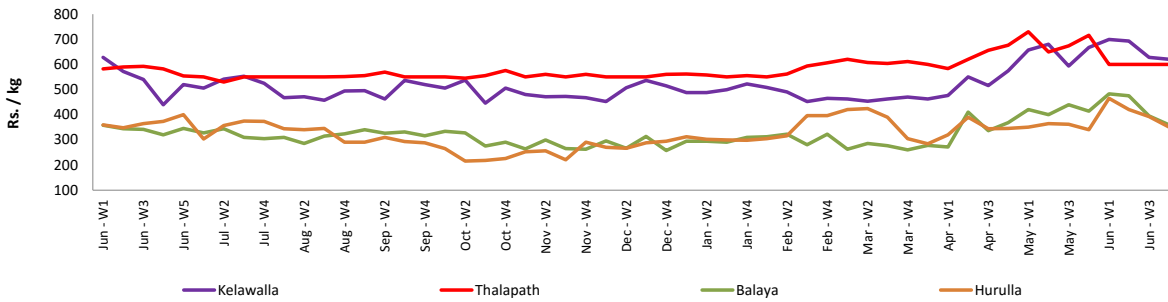
## Fish

Item	Unit	Wholesale				Retail			
		Peliyagoda		Negombo		Peliyagoda		Negombo	
		Previous 5 Days Average	Today	Previous 5 Days Average	Today	Previous 5 Days Average	Today	Previous 5 Days Average	Today
Kelawalla	Rs./Kg	628.00	620.00	660.00	630.00	932.00	980.00	860.00	850.00
Thalpath	Rs./Kg	600.00	600.00	700.00	680.00	756.00	780.00	890.00	900.00
Balaya	Rs./Kg	395.00	360.00	400.00	400.00	495.00	620.00	590.00	600.00
Paraw	Rs./Kg	588.00	500.00	550.00	500.00	1002.00	900.00	760.00	750.00
Salaya	Rs./Kg	168.00	110.00	174.00	200.00	232.00	180.00	248.00	300.00
Hurulla	Rs./Kg	392.00	350.00	362.00	380.00	488.00	440.00	460.00	480.00

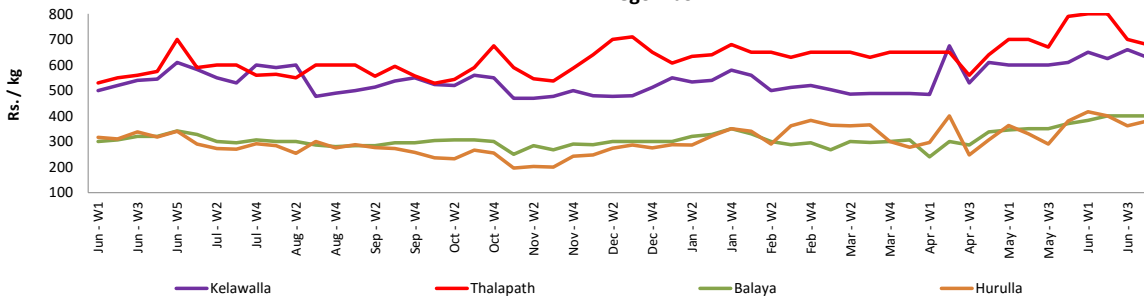
- Price increased by more than 5% compared to previous week average price.
- Price decreased by more than 5% compared to previous week average price.

### Wholesale Prices

#### Peliyagoda

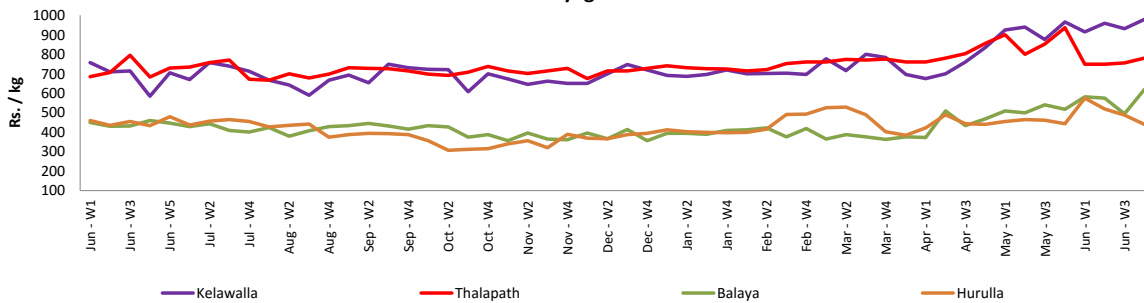


#### Negombo

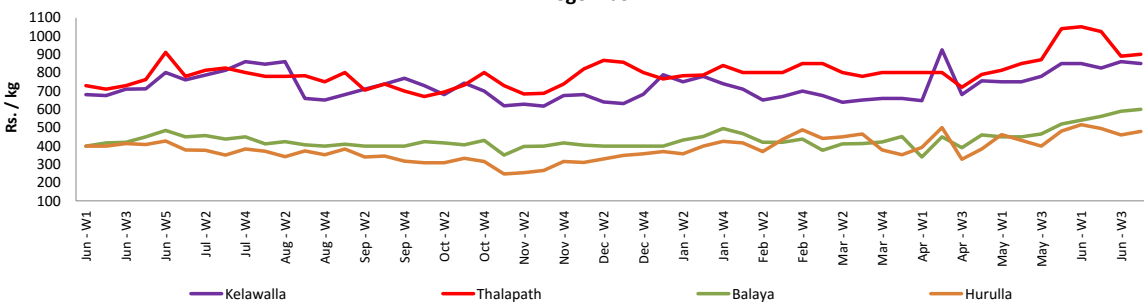


### Retail Prices

#### Peliyagoda



#### Negombo



# Wholesale and Retail Prices of Selected Food Commodities - 2017/06/19

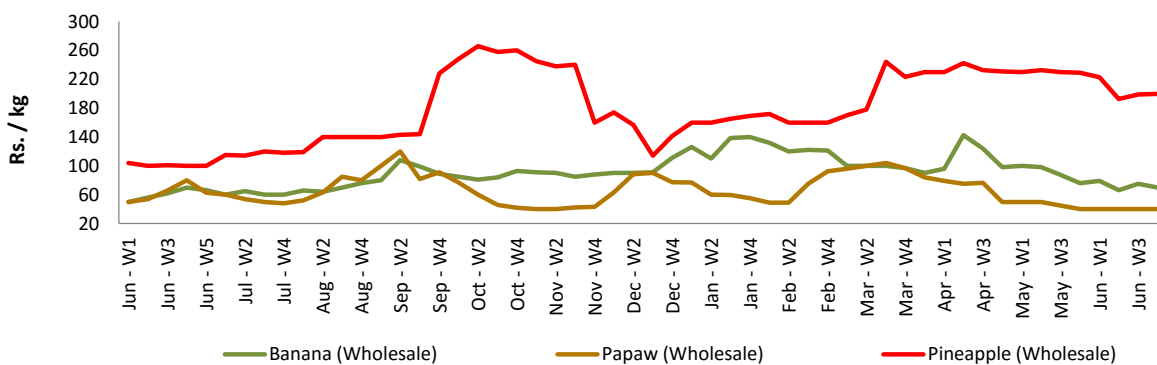
## Fruits

Item	Unit	Wholesale		Retail	
		Pettah			
		Previous 5 Days Average	Today	Previous 5 Days Average	Today
Banana (Sour)	Rs./Kg	75.00	70.00	107.00	100.00
Papaw	Rs./Kg	40.00	40.00	69.00	60.00
Pineapple	Rs./Kg	199.00	200.00	272.00	270.00

Price increased by more than 5% compared to previous week average price.

Price decreased by more than 5% compared to previous week average price.

### Wholesale - Pettah



# Wholesale and Retail Prices of Selected Food Commodities - 2017/06/19

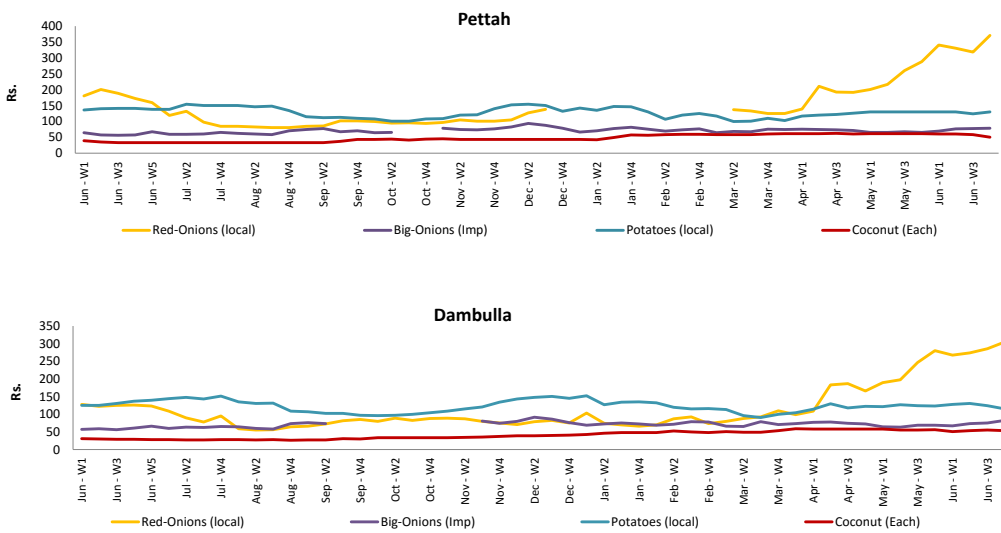
## Other

Item	Unit	Wholesale				Retail			
		Pettah		Dambulla		Pettah		Dambulla	
		Previous 5 Days Average	Today	Previous 5 Days Average	Today	Previous 5 Days Average	Today	Previous 5 Days Average	Today
Red-Onions (local)	Rs./Kg	318.00	370.00	286.00	305.00	384.00	400.00	299.00	318.00
Red-Onions (Imp)	Rs./Kg	262.00	330.00	276.00	n.a.	296.00	360.00	290.00	n.a.
Big-Onions (local)	Rs./Kg	n.a.	n.a.	n.a.	n.a.	n.a.	n.a.	n.a.	n.a.
Big-Onions (Imp)	Rs./Kg	77.00	78.00	75.00	82.00	90.00	90.00	89.00	92.00
Potatoes (local)	Rs./Kg	123.00	130.00	124.00	115.00	155.00	160.00	136.00	128.00
Potatoes (Imp)	Rs./Kg	80.00	80.00			103.00	100.00		
Dried Chillies (Imp)	Rs./Kg	150.00	150.00	160.00	155.00	190.00	200.00	172.00	168.00
Coconut	Rs./Nut	58.00	50.00	55.00	53.00	68.00	60.00	64.00	62.00
Coconut oil	Rs./Ltr	360.00	360.00			380.00	380.00		
Dhal	Rs./Kg	138.40	138.00			156.00	155.00		
Sugar	Rs./Kg	103.00	98.00			110.00	105.00		
Eggs	Rs./Each	12.00	12.00			12.90	13.00		
Katta	Rs./Kg	800.00	800.00			850.00	850.00		
Sprats	Rs./Kg	500.00	500.00			550.00	550.00		

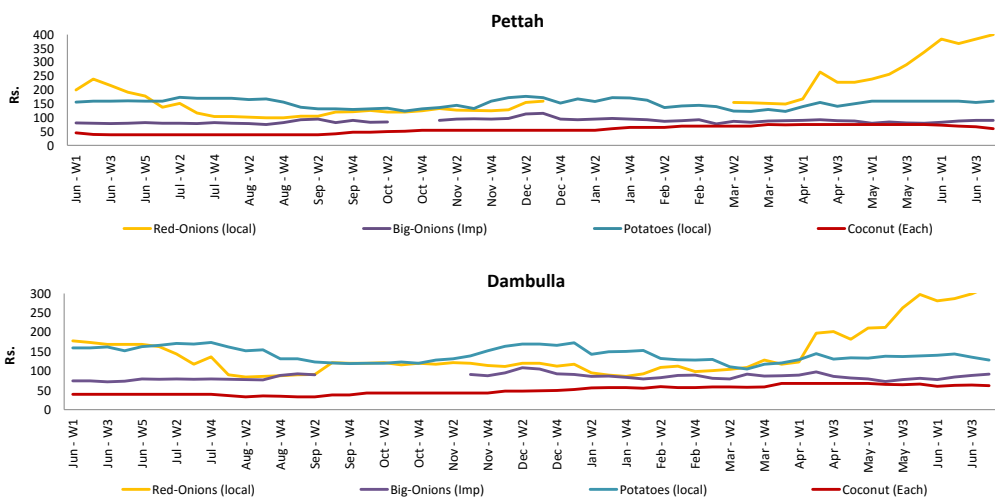
Price increased by more than 5% compared to previous week average price.

Price decreased by more than 5% compared to previous week average price.

### Wholesale Prices



### Retail Prices



\* Prices of food commodities may vary due to quality and markets among other factors.