

Weekly Summary of Price Developments (From 09 June 2017 to 16 June 2017)



Vegetables

- Prices of vegetables exhibited a mixed movement during the week.



Rice

- Retail price of rice varieties have settled around current prices exceeding the control price imposed with effect from 17th February 2017.



Fruits

- Prices of fruits declined marginally after a continuous increase which was noticed in last few days.



Other

- Prices of Red Onions (Local & Imported) decreased during the week.
 - Prices of Coconut decreased due to better supply conditions owing to seasonal impact.
-

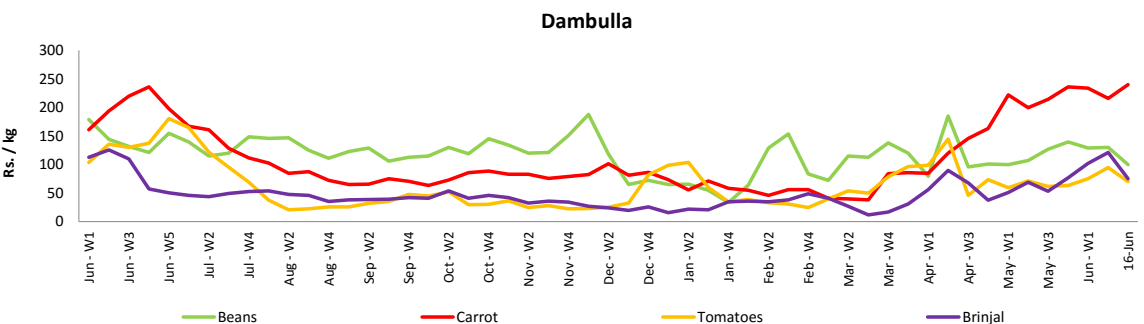
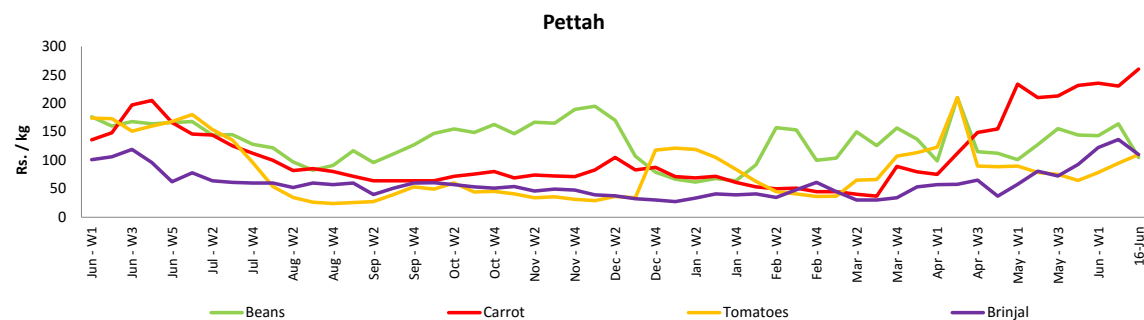
Wholesale and Retail Prices of Selected Food Commodities - 2017/06/16

Vegetables

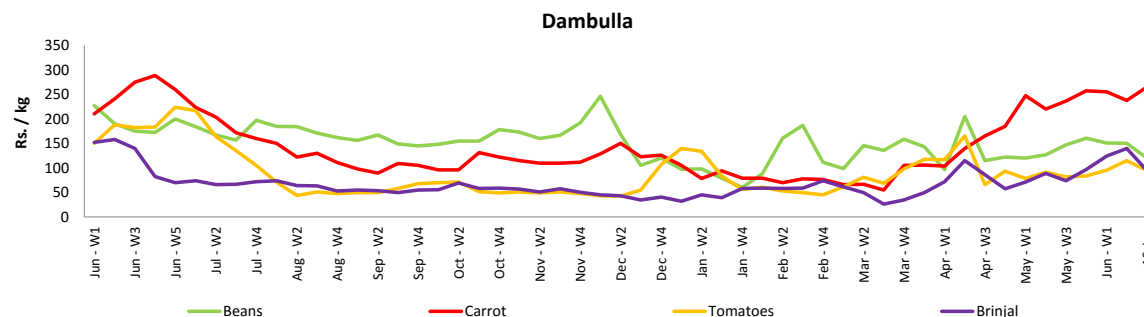
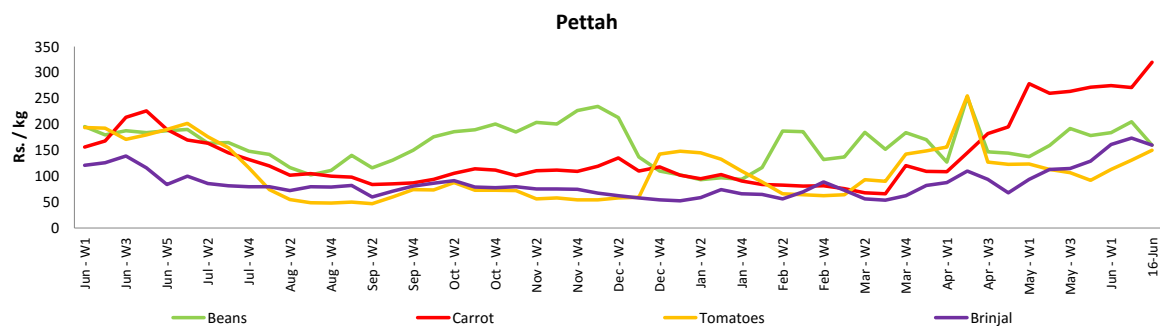
Item	Unit	Wholesale				Retail			
		Pettah		Dambulla		Pettah		Dambulla	
		Previous 5 Days Average	Today	Previous 5 Days Average	Today	Previous 5 Days Average	Today	Previous 5 Days Average	Today
Beans	Rs./Kg	148.00	105.00	116.00	100.00	186.00	160.00	137.00	120.00
Carrot	Rs./Kg	281.00	260.00	237.00	240.00	323.00	320.00	259.00	265.00
Cabbage	Rs./Kg	119.00	125.00	103.00	105.00	162.00	200.00	123.00	125.00
Tomatoes	Rs./Kg	102.00	110.00	85.00	70.00	139.00	150.00	103.00	95.00
Brinjal	Rs./Kg	126.00	110.00	100.00	75.00	172.00	160.00	118.00	95.00
Pumpkin	Rs./Kg	98.00	110.00	93.00	85.00	134.00	140.00	113.00	105.00
Snake gourd	Rs./Kg	142.00	140.00	111.00	105.00	178.00	200.00	128.00	125.00

- Price increased by more than 5% compared to previous week average price.
- Price decreased by more than 5% compared to previous week average price.

Wholesale Prices



Retail Prices



Wholesale and Retail Prices of Selected Food Commodities - 2017/06/16

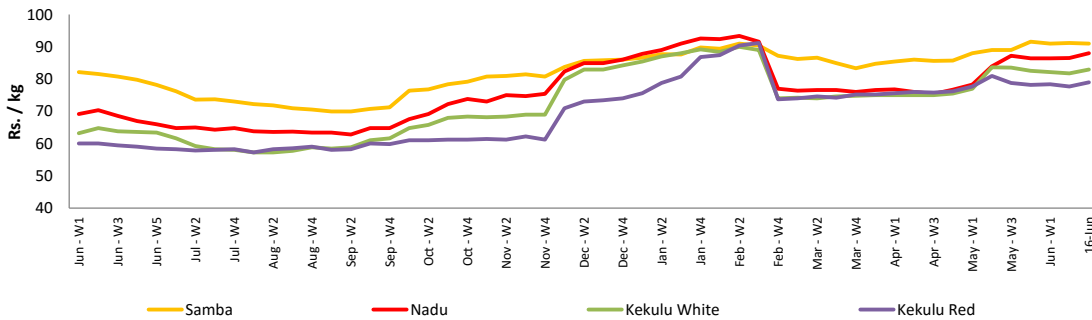
Rice

Item	Unit	Wholesale				Retail	
		Maradaghamula		Pettah		Pettah	
		Previous 5 Days Average		Previous 5 Days Average		Previous 5 Days Average	
		Average	Today	Average	Today	Average	Today
Samba	Rs./Kg	92.00	91.00	95.00	95.00	100.00	100.00
Nadu	Rs./Kg	88.00	88.00	86.00	90.00	90.00	95.00
Kekulu White	Rs./Kg	83.00	83.00	83.00	80.00	90.00	88.00
Kekulu Red	Rs./Kg	79.00	79.00	82.00	80.00	90.00	88.00

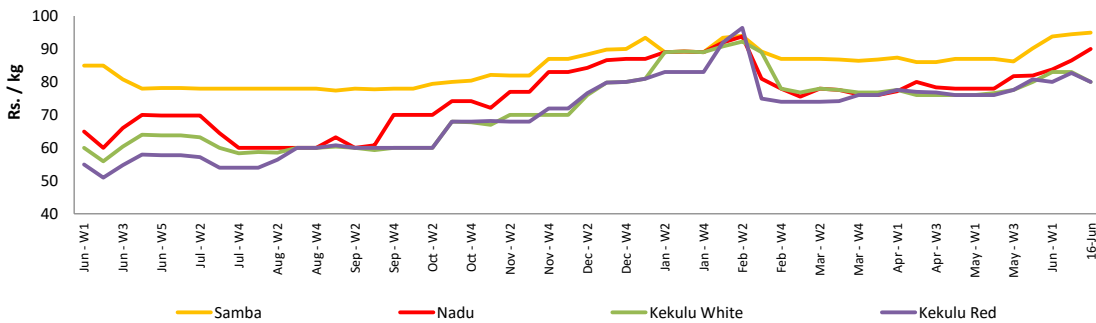
- Price increased by more than 5% compared to previous week average price.
- Price decreased by more than 5% compared to previous week average price.

Wholesale Prices

Marandaghamula

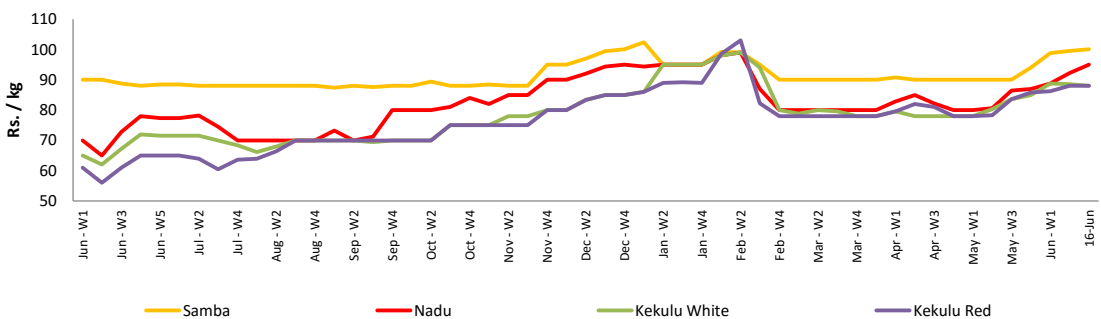


Pettah



Retail Prices

Pettah



Wholesale and Retail Prices of Selected Food Commodities - 2017/06/16

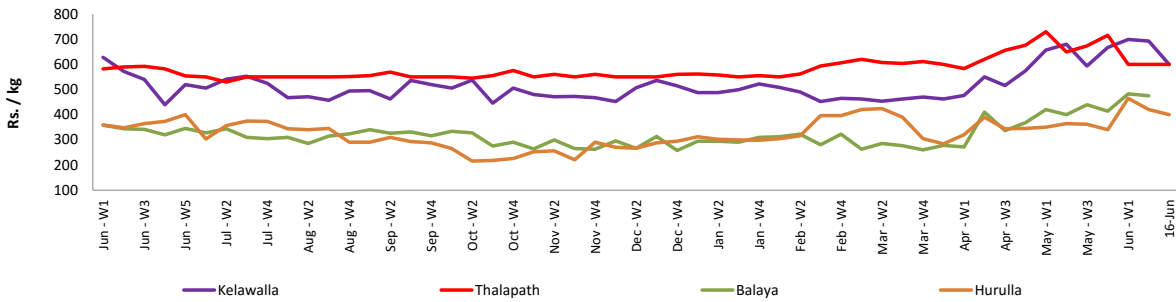
Fish

Item	Unit	Wholesale				Retail			
		Peliyagoda		Negombo		Peliyagoda		Negombo	
		Previous 5 Days Average	Today	Previous 5 Days Average	Today	Previous 5 Days Average	Today	Previous 5 Days Average	Today
Kelawalla	Rs./Kg	638.00	600.00	650.00	700.00	920.00	980.00	850.00	900.00
Thalapath	Rs./Kg	600.00	600.00	720.00	700.00	750.00	780.00	920.00	900.00
Balaya	Rs./Kg	406.00	n.a.	400.00	400.00	508.00	n.a.	580.00	600.00
Paraw	Rs./Kg	608.00	550.00	540.00	600.00	1024.00	990.00	750.00	800.00
Salaya	Rs./Kg	168.00	180.00	180.00	170.00	228.00	260.00	252.00	250.00
Hurulla	Rs./Kg	392.00	400.00	372.00	350.00	492.00	480.00	470.00	450.00

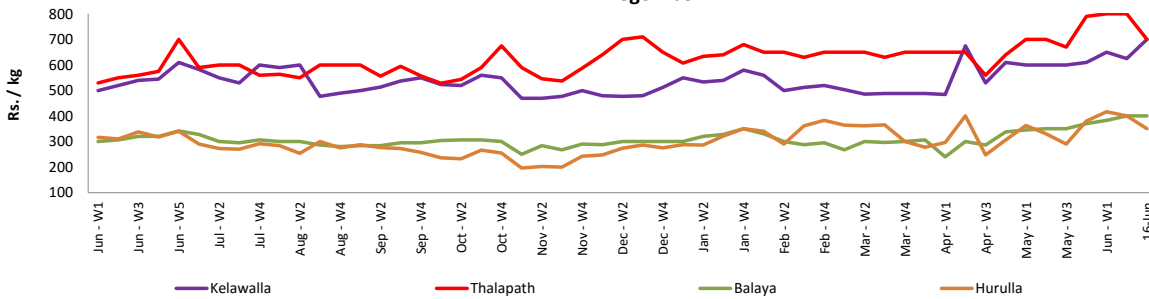
- Price increased by more than 5% compared to previous week average price.
- Price decreased by more than 5% compared to previous week average price.

Wholesale Prices

Peliyagoda

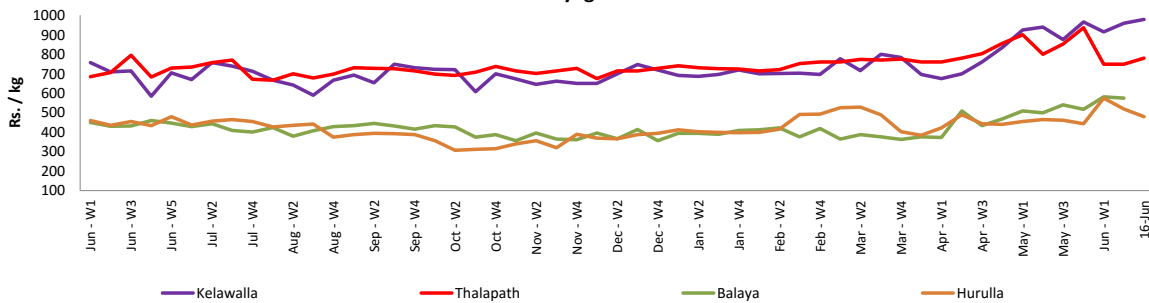


Negombo

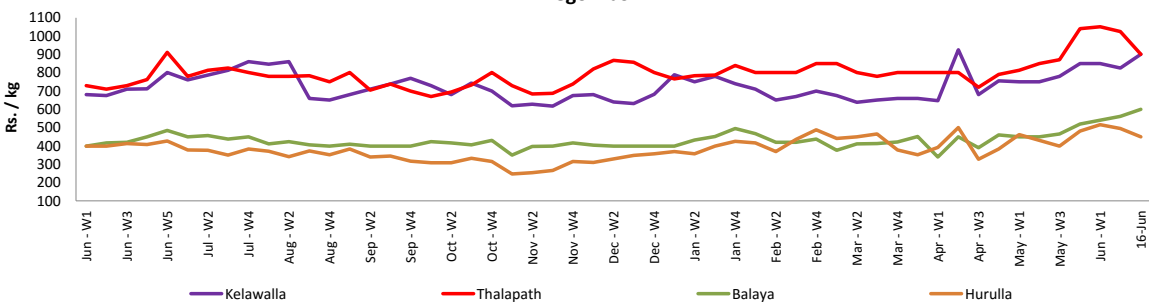


Retail Prices

Peliyagoda



Negombo



Wholesale and Retail Prices of Selected Food Commodities - 2017/06/16

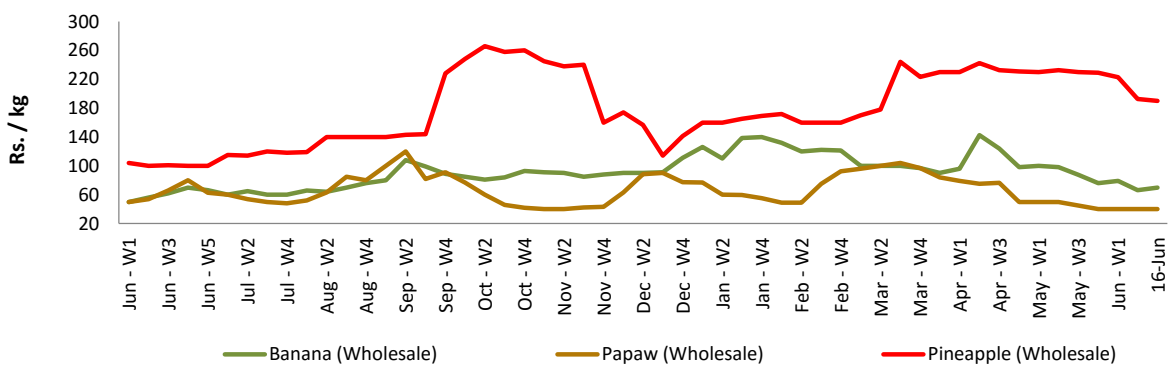
Fruits

Item	Unit	Wholesale		Retail	
		Pettah			
		Previous 5 Days Average	Today	Previous 5 Days Average	Today
Banana (Sour)	Rs./Kg	76.00	70.00	109.00	100.00
Papaw	Rs./Kg	40.00	40.00	72.00	60.00
Pineapple	Rs./Kg	201.00	190.00	272.00	270.00

Price increased by more than 5% compared to previous week average price.

Price decreased by more than 5% compared to previous week average price.

Wholesale - Pettah



Wholesale and Retail Prices of Selected Food Commodities - 2017/06/16

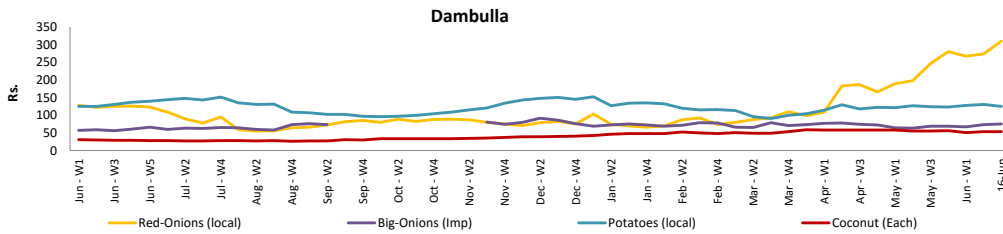
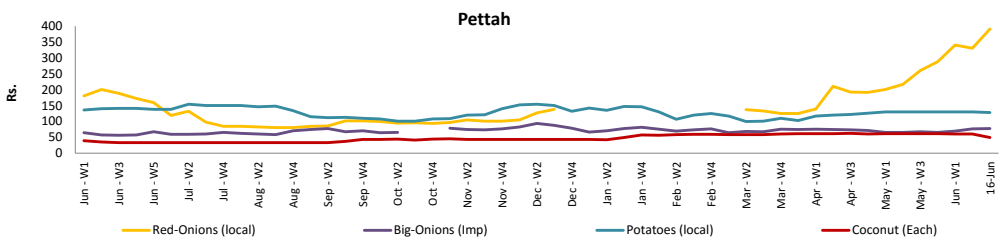
Other

Item	Unit	Wholesale				Retail			
		Pettah		Dambulla		Pettah		Dambulla	
		Previous 5 Days Average	Today	Previous 5 Days Average	Today	Previous 5 Days Average	Today	Previous 5 Days Average	Today
Red-Onions (local)	Rs./Kg	300.00	390.00	279.00	310.00	360.00	480.00	290.00	328.00
Red-Onions (Imp)	Rs./Kg	250.00	310.00	270.00	295.00	280.00	360.00	284.00	308.00
Big-Onions (local)	Rs./Kg	n.a.	n.a.	n.a.	n.a.	n.a.	n.a.	n.a.	n.a.
Big-Onions (Imp)	Rs./Kg	77.00	77.00	75.00	75.00	90.00	90.00	89.00	88.00
Potatoes (local)	Rs./Kg	124.00	128.00	124.00	125.00	156.00	155.00	136.00	138.00
Potatoes (Imp)	Rs./Kg	80.00	80.00			105.00	100.00		
Dried Chillies (Imp)	Rs./Kg	150.00	150.00	160.00	155.00	190.00	190.00	172.00	168.00
Coconut	Rs./Nut	60.00	49.00	55.00	53.00	70.00	60.00	64.00	62.00
Coconut oil	Rs./Ltr	360.00	360.00			380.00	380.00		
Dhal	Rs./Kg	138.00	140.00			155.00	158.00		
Sugar	Rs./Kg	103.00	102.00			110.00	110.00		
Eggs	Rs./Each	12.00	12.00			13.00	12.50		
Katta	Rs./Kg	800.00	800.00			850.00	850.00		
Sprats	Rs./Kg	500.00	500.00			550.00	550.00		

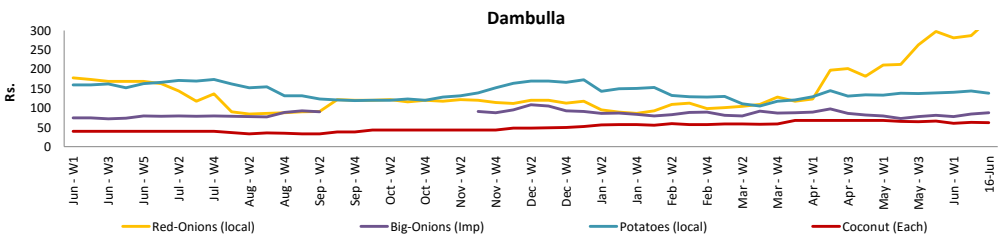
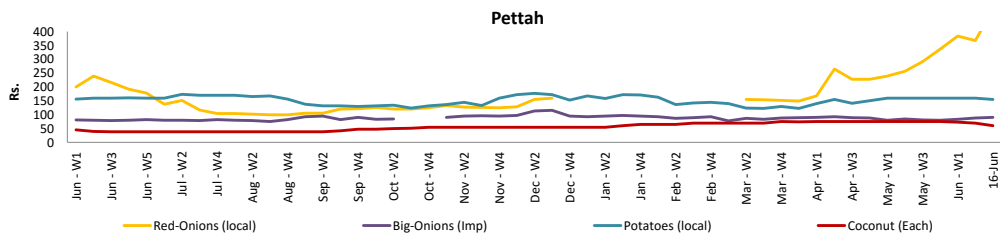
Price increased by more than 5% compared to previous week average price.

Price decreased by more than 5% compared to previous week average price.

Wholesale Prices



Retail Prices



* Prices of food commodities may vary due to quality and markets among other factors.