

Weekly Summary of Price Developments (From 09 June 2017 to 15 June 2017)



Vegetables

- o Prices of vegetables exhibited a mixed movement during the week.



Rice

- o Retail price of rice varieties have settled around current prices exceeding the control price imposed with effect from 17th February 2017.



Fruits

- o Prices of fruits declined marginally after a continuous increase which was noticed in last few days.



Other

- o Prices of Red Onions (Local) decreased during the week.
-

Wholesale and Retail Prices of Selected Food Commodities - 2017/06/15

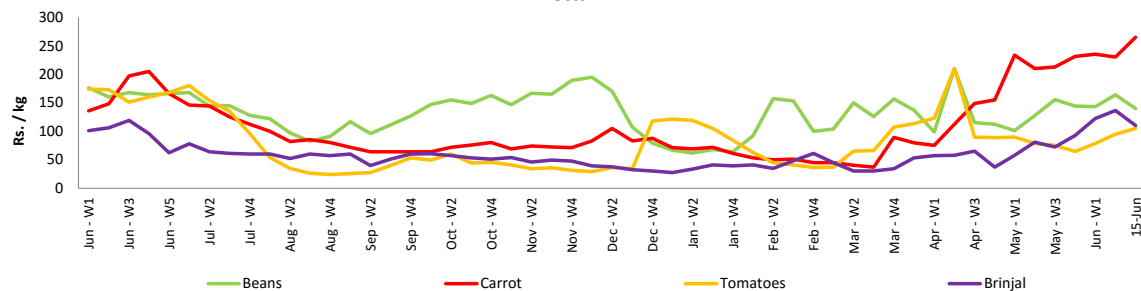
Vegetables

Item	Unit	Wholesale				Retail			
		Pettah		Dambulla		Pettah		Dambulla	
		Previous 5 Days Average	Today	Previous 5 Days Average	Today	Previous 5 Days Average	Today	Previous 5 Days Average	Today
Beans	Rs./Kg	150.00	140.00	123.00	110.00	189.00	175.00	143.00	135.00
Carrot	Rs./Kg	280.00	265.00	221.00	245.00	321.00	305.00	243.00	265.00
Cabbage	Rs./Kg	111.00	130.00	101.00	115.00	158.00	170.00	121.00	135.00
Tomatoes	Rs./Kg	100.00	105.00	88.00	90.00	138.00	140.00	106.00	110.00
Brinjal	Rs./Kg	132.00	110.00	112.00	65.00	177.00	155.00	130.00	85.00
Pumpkin	Rs./Kg	92.00	105.00	92.00	75.00	128.00	135.00	111.00	100.00
Snake gourd	Rs./Kg	142.00	135.00	109.00	105.00	179.00	170.00	126.00	125.00

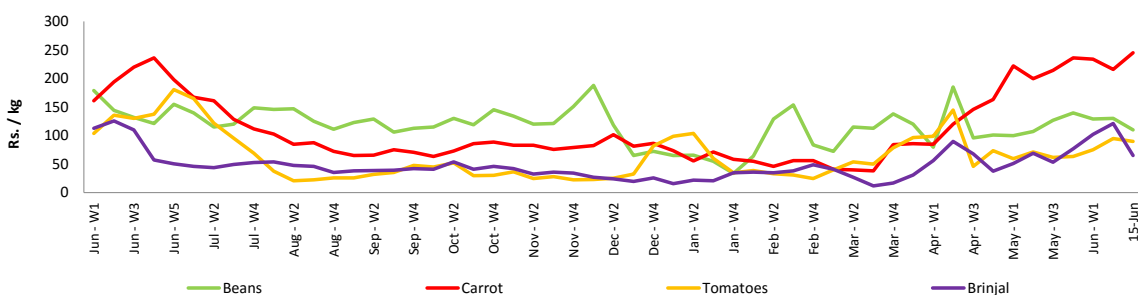
- Price increased by more than 5% compared to previous week average price.
- Price decreased by more than 5% compared to previous week average price.

Wholesale Prices

Pettah

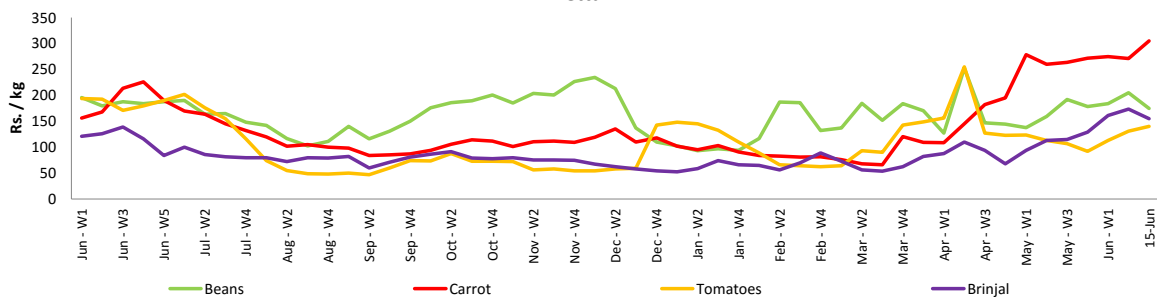


Dambulla

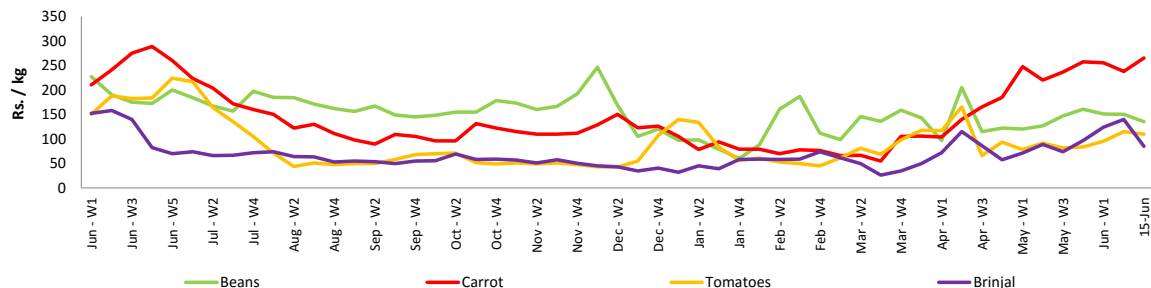


Retail Prices

Pettah



Dambulla



Wholesale and Retail Prices of Selected Food Commodities - 2017/06/15

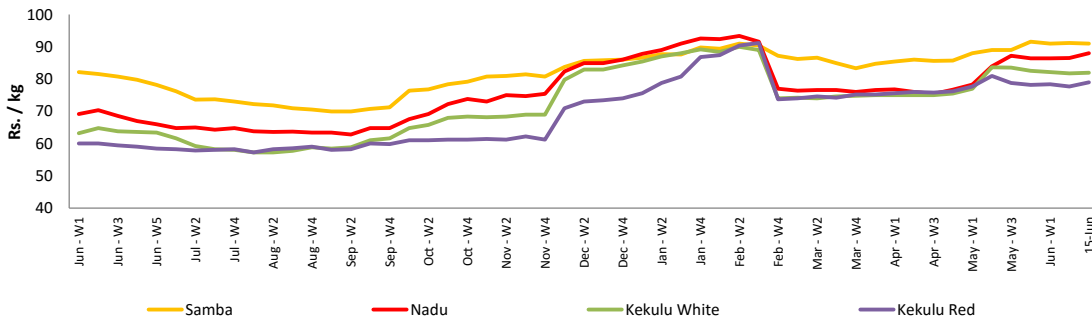
Rice

Item	Unit	Wholesale				Retail	
		Maradaghamula		Pettah		Pettah	
		Previous 5 Days Average		Previous 5 Days Average		Previous 5 Days Average	
		Average	Today	Average	Today	Average	Today
Samba	Rs./Kg	92.00	91.00	95.00	95.00	100.00	100.00
Nadu	Rs./Kg	88.00	88.00	86.00	86.00	90.00	90.00
Kekulu White	Rs./Kg	83.00	82.00	83.00	83.00	90.00	90.00
Kekulu Red	Rs./Kg	79.00	79.00	82.00	83.00	89.00	90.00

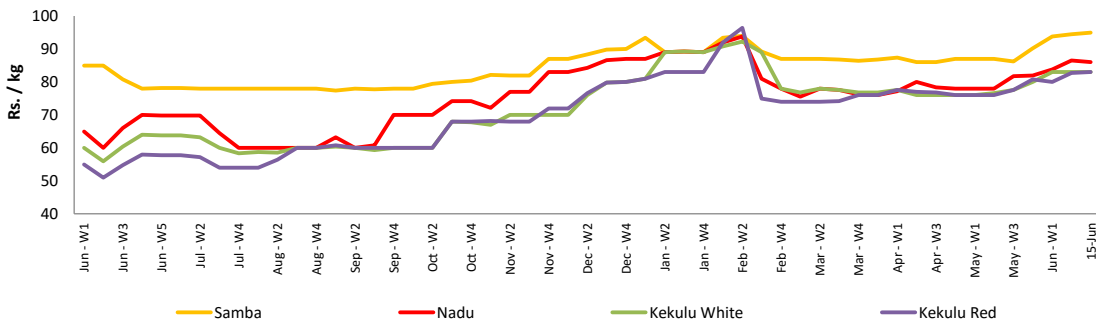
- Price increased by more than 5% compared to previous week average price.
- Price decreased by more than 5% compared to previous week average price.

Wholesale Prices

Maradaghamula

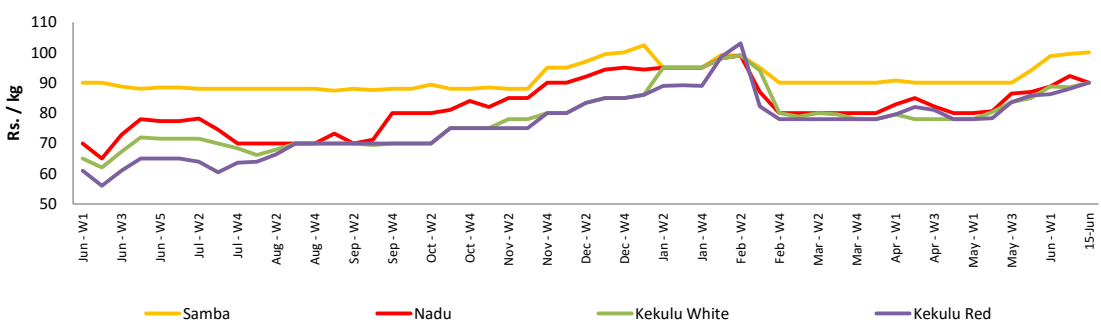


Pettah



Retail Prices

Pettah



Wholesale and Retail Prices of Selected Food Commodities - 2017/06/15

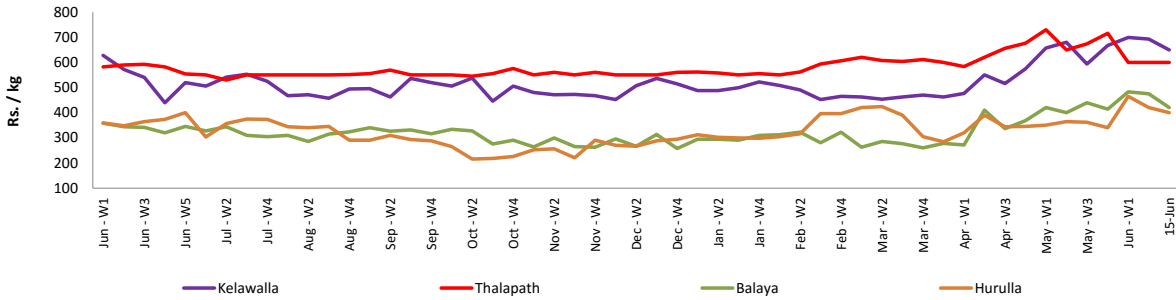
Fish

Item	Unit	Wholesale				Retail			
		Peliyagoda		Negombo		Peliyagoda		Negombo	
		Previous 5 Days Average	Today	Previous 5 Days Average	Today	Previous 5 Days Average	Today	Previous 5 Days Average	Today
Kelawalla	Rs./Kg	644.00	650.00	640.00	650.00	920.00	960.00	840.00	850.00
Thalapath	Rs./Kg	600.00	600.00	740.00	700.00	750.00	750.00	950.00	850.00
Balaya	Rs./Kg	412.00	420.00	400.00	400.00	516.00	520.00	570.00	600.00
Paraw	Rs./Kg	618.00	600.00	550.00	500.00	1044.00	1000.00	750.00	750.00
Salaya	Rs./Kg	168.00	180.00	178.00	170.00	228.00	240.00	246.00	250.00
Hurulla	Rs./Kg	388.00	400.00	386.00	350.00	488.00	500.00	480.00	450.00

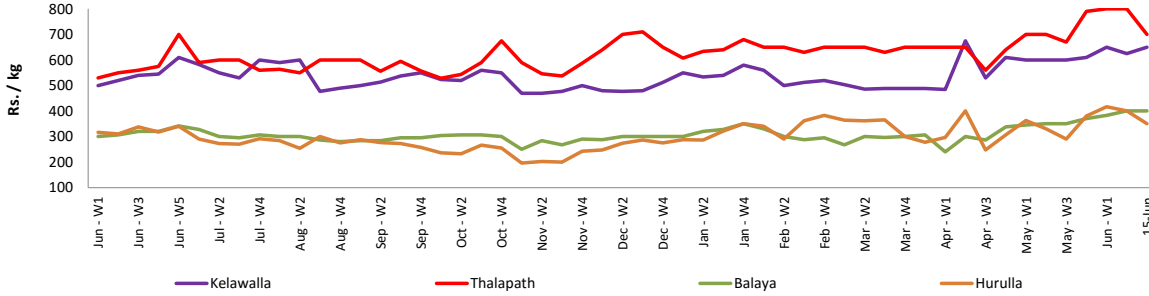
- Price increased by more than 5% compared to previous week average price.
- Price decreased by more than 5% compared to previous week average price.

Wholesale Prices

Peliyagoda

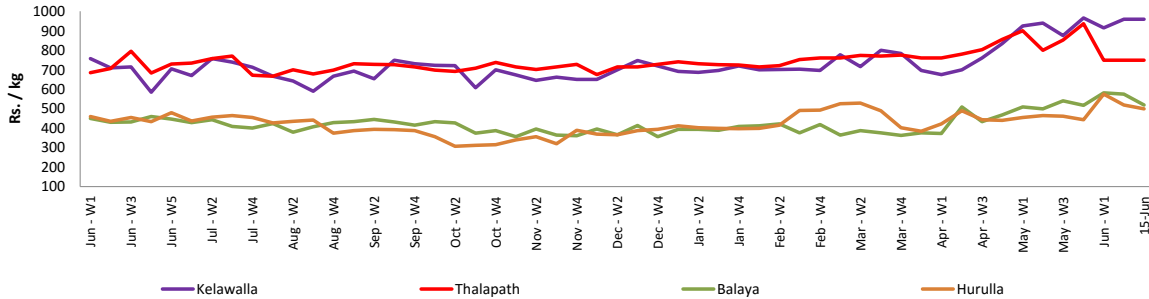


Negombo

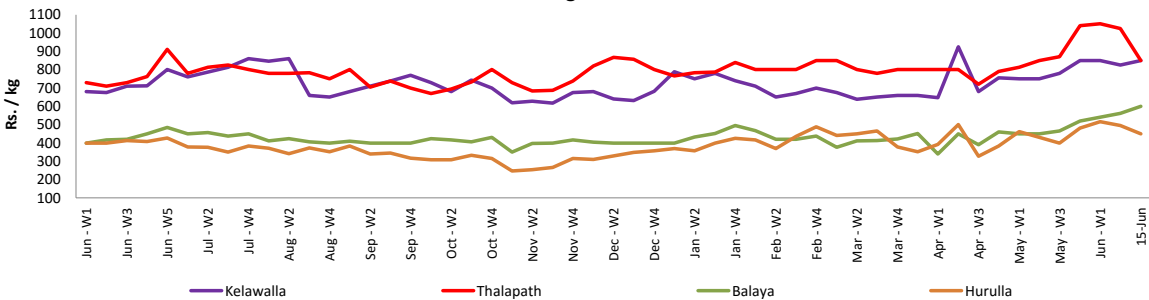


Retail Prices

Peliyagoda



Negombo



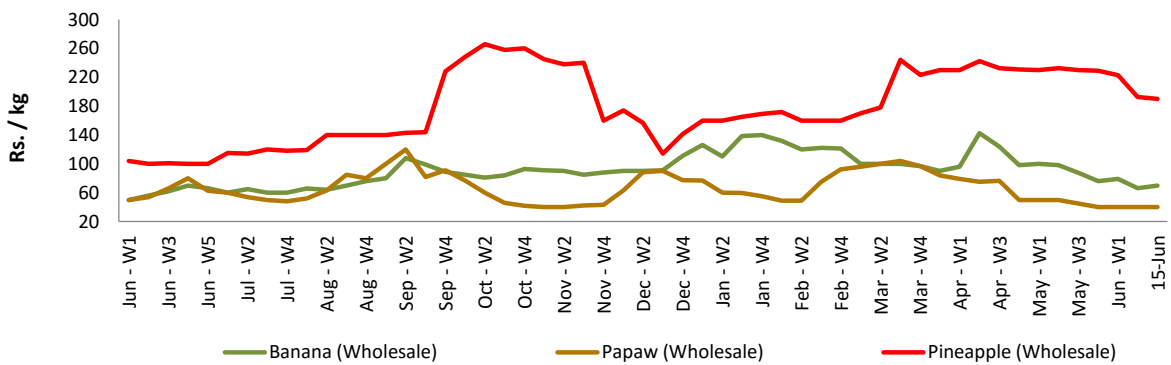
Wholesale and Retail Prices of Selected Food Commodities - 2017/06/15

Fruits

Item	Unit	Wholesale		Retail	
		Pettah			
		Previous 5 Days Average	Today	Previous 5 Days Average	Today
Banana (Sour)	Rs./Kg	74.00	70.00	109.00	100.00
Papaw	Rs./Kg	40.00	40.00	74.00	60.00
Pineapple	Rs./Kg	201.00	190.00	264.00	270.00

- Price increased by more than 5% compared to previous week average price.
- Price decreased by more than 5% compared to previous week average price.

Wholesale - Pettah



Wholesale and Retail Prices of Selected Food Commodities - 2017/06/15

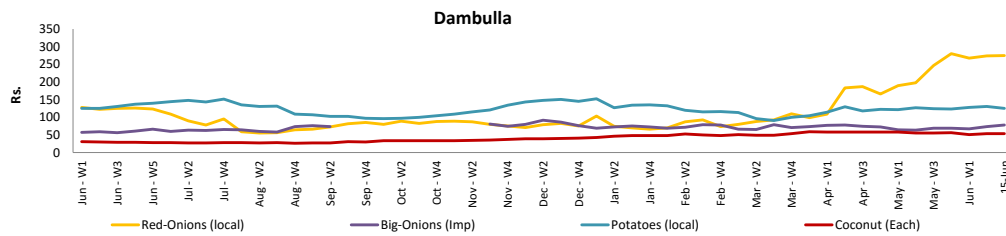
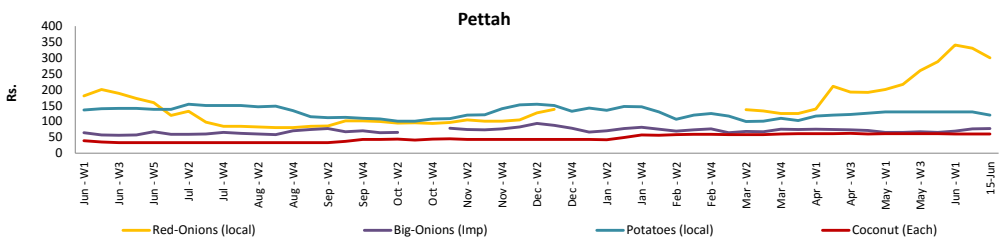
Other

Item	Unit	Wholesale				Retail			
		Pettah		Dambulla		Pettah		Dambulla	
		Previous 5 Days Average	Today	Previous 5 Days Average	Today	Previous 5 Days Average	Today	Previous 5 Days Average	Today
Red-Onions (local)	Rs./Kg	308.00	300.00	279.00	275.00	362.00	360.00	290.00	288.00
Red-Onions (Imp)	Rs./Kg	258.00	250.00	264.00	295.00	288.00	280.00	278.00	308.00
Big-Onions (local)	Rs./Kg	n.a.	n.a.	n.a.	n.a.	n.a.	n.a.	n.a.	n.a.
Big-Onions (Imp)	Rs./Kg	77.00	77.00	74.00	78.00	90.00	90.00	88.00	88.00
Potatoes (local)	Rs./Kg	126.00	120.00	124.00	125.00	157.00	155.00	136.00	138.00
Potatoes (Imp)	Rs./Kg	81.00	80.00			108.00	100.00		
Dried Chillies (Imp)	Rs./Kg	151.00	150.00	156.00	165.00	190.00	190.00	168.00	178.00
Coconut	Rs./Nut	60.00	60.00	55.00	53.00	70.00	70.00	65.00	62.00
Coconut oil	Rs./Ltr	360.00	360.00			380.00	380.00		
Dhal	Rs./Kg	138.00	138.00			155.00	155.00		
Sugar	Rs./Kg	102.00	102.00			109.00	110.00		
Eggs	Rs./Each	12.00	12.00			13.00	13.00		
Katta	Rs./Kg	800.00	800.00			850.00	850.00		
Sprats	Rs./Kg	500.00	500.00			550.00	550.00		

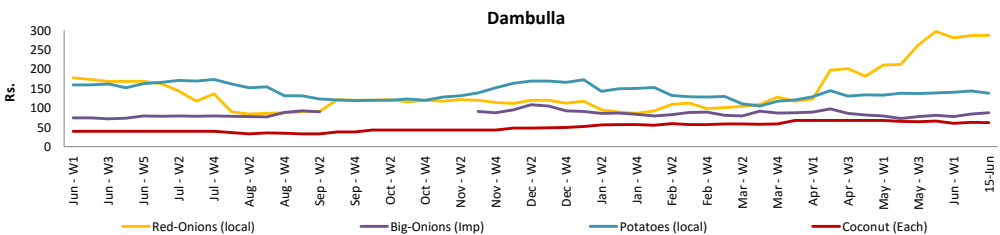
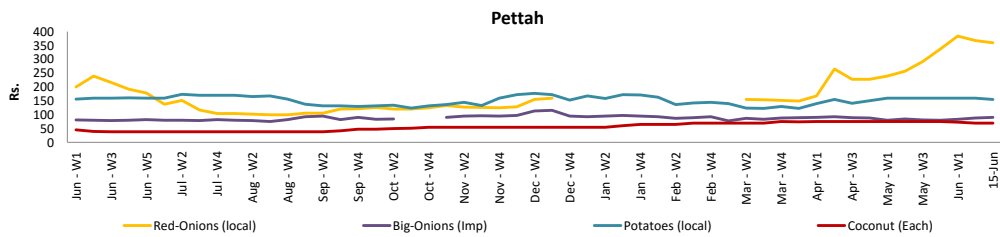
Price increased by more than 5% compared to previous week average price.

Price decreased by more than 5% compared to previous week average price.

Wholesale Prices



Retail Prices



* Prices of food commodities may vary due to quality and markets among other factors.