

Weekly Summary of Price Developments (From 07 June 2017 to 14 June 2017)



Vegetables

- o Prices of vegetables exhibited a mixed movement during the week.



Rice

- o Retail price of Samba, Nadu and Kekulu (Red) recorded a significant increase in the Pettah market exceeding the control price imposed with effect from 17th February 2017.



Fruits

- o Prices of fruits indicated a slight increase towards the end of the week.



Other

- o Prices of Red Onions (Local and Imported) decreased by the end of the week.
-

Wholesale and Retail Prices of Selected Food Commodities - 2017/06/14

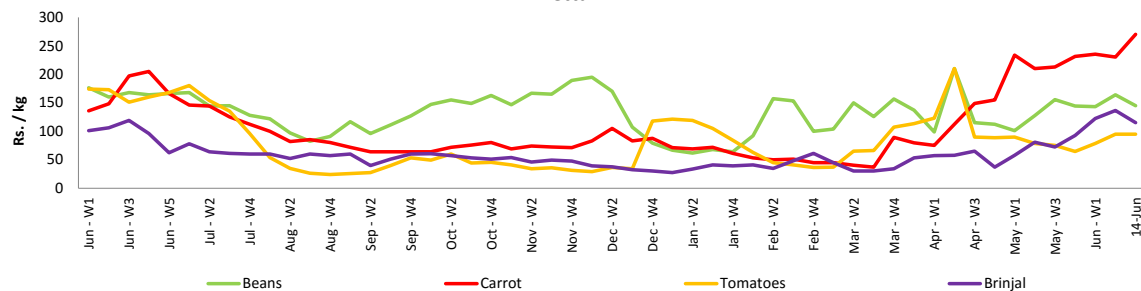
Vegetables

Item	Unit	Wholesale				Retail			
		Pettah		Dambulla		Pettah		Dambulla	
		Previous 5 Days Average	Today	Previous 5 Days Average	Today	Previous 5 Days Average	Today	Previous 5 Days Average	Today
Beans	Rs./Kg	155.00	145.00	129.00	95.00	193.00	190.00	149.00	115.00
Carrot	Rs./Kg	264.00	270.00	233.00	190.00	305.00	310.00	255.00	215.00
Cabbage	Rs./Kg	106.00	115.00	101.00	105.00	153.00	165.00	121.00	125.00
Tomatoes	Rs./Kg	98.00	95.00	91.00	90.00	135.00	135.00	109.00	110.00
Brinjal	Rs./Kg	135.00	115.00	115.00	90.00	176.00	165.00	133.00	110.00
Pumpkin	Rs./Kg	85.00	105.00	90.00	105.00	120.00	135.00	109.00	125.00
Snake gourd	Rs./Kg	138.00	140.00	109.00	105.00	175.00	180.00	126.00	125.00

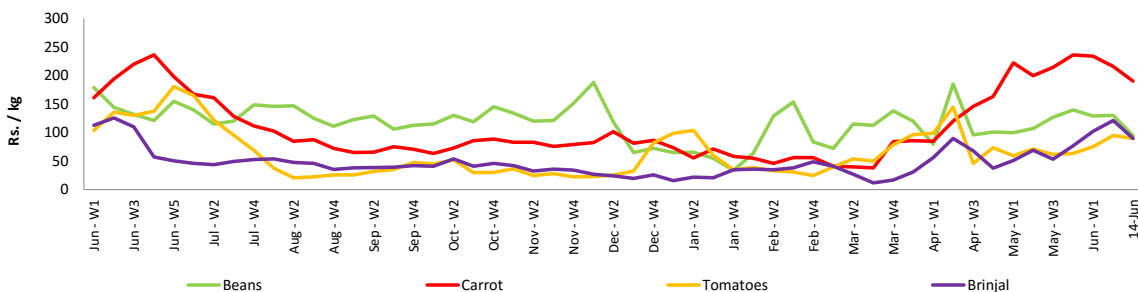
- Price increased by more than 5% compared to previous week average price.
- Price decreased by more than 5% compared to previous week average price.

Wholesale Prices

Pettah

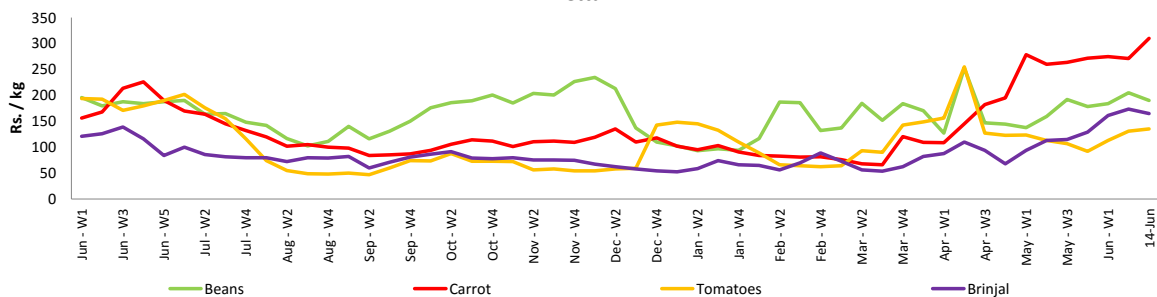


Dambulla

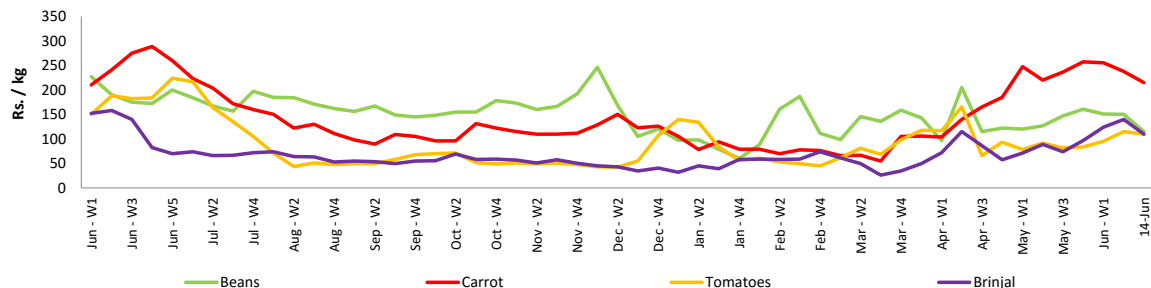


Retail Prices

Pettah



Dambulla



Wholesale and Retail Prices of Selected Food Commodities - 2017/06/14

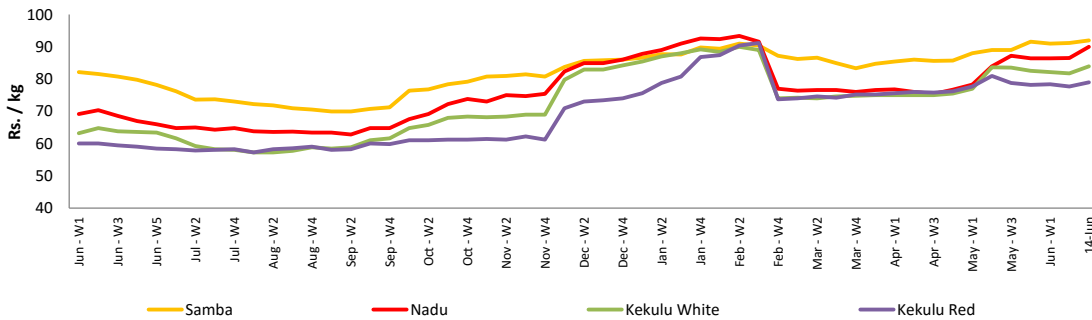
Rice

Item	Unit	Wholesale				Retail	
		Maradaghamula		Pettah		Pettah	
		Previous 5 Days Average		Previous 5 Days Average		Previous 5 Days Average	
		Average	Today	Average	Today	Average	Today
Samba	Rs./Kg	92.00	92.00	95.00	95.00	100.00	100.00
Nadu	Rs./Kg	87.00	90.00	86.00	86.00	91.00	90.00
Kekulu White	Rs./Kg	82.00	84.00	83.00	83.00	89.00	90.00
Kekulu Red	Rs./Kg	78.00	79.00	82.00	83.00	89.00	90.00

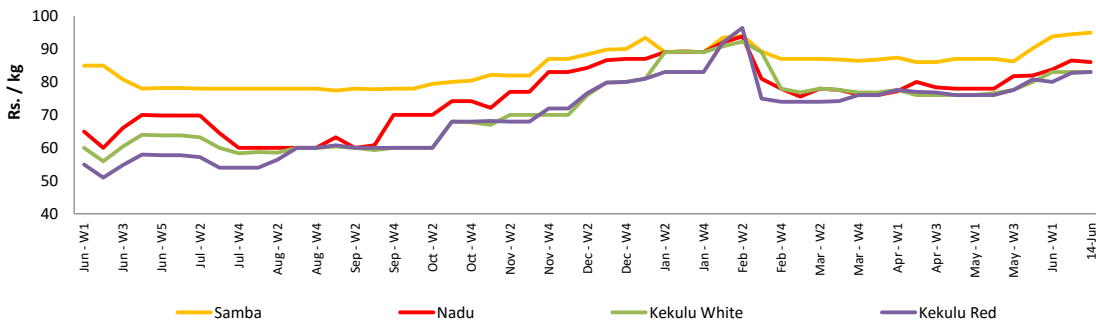
- Price increased by more than 5% compared to previous week average price.
- Price decreased by more than 5% compared to previous week average price.

Wholesale Prices

Marandaghamula

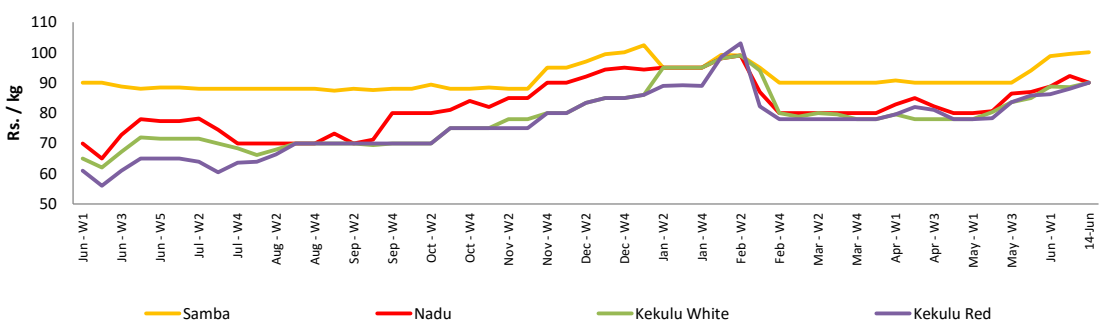


Pettah



Retail Prices

Pettah



Wholesale and Retail Prices of Selected Food Commodities - 2017/06/14

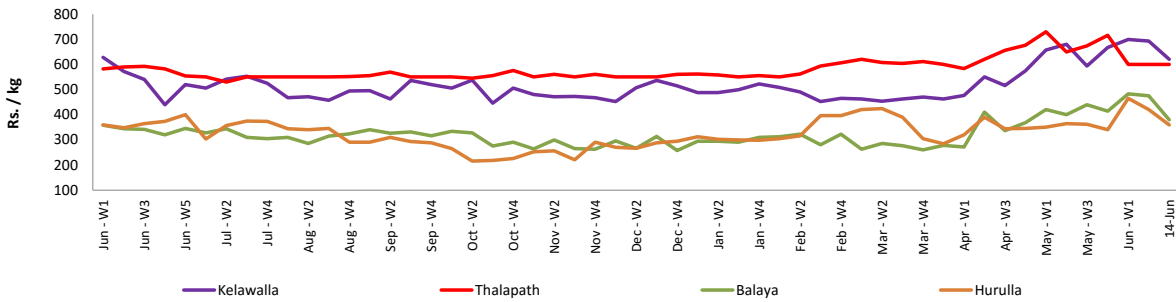
Fish

Item	Unit	Wholesale				Retail			
		Peliyagoda		Negombo		Peliyagoda		Negombo	
		Previous 5 Days Average	Today	Previous 5 Days Average	Today	Previous 5 Days Average	Today	Previous 5 Days Average	Today
Kelawalla	Rs./Kg	664.00	620.00	640.00	650.00	940.00	880.00	840.00	850.00
Thalapath	Rs./Kg	600.00	600.00	760.00	700.00	750.00	750.00	980.00	850.00
Balaya	Rs./Kg	432.00	380.00	400.00	400.00	532.00	480.00	570.00	600.00
Paraw	Rs./Kg	634.00	570.00	550.00	550.00	1072.00	960.00	760.00	750.00
Salaya	Rs./Kg	172.00	160.00	168.00	200.00	232.00	220.00	232.00	270.00
Hurulla	Rs./Kg	395.00	360.00	390.00	360.00	495.00	460.00	486.00	450.00

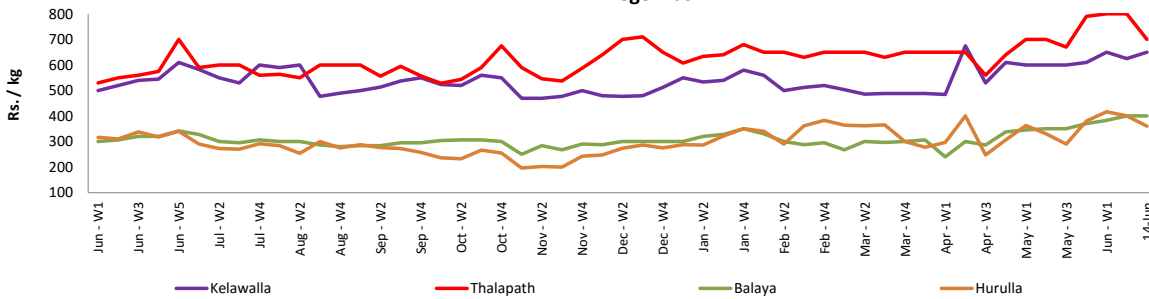
- Price increased by more than 5% compared to previous week average price.
- Price decreased by more than 5% compared to previous week average price.

Wholesale Prices

Peliyagoda

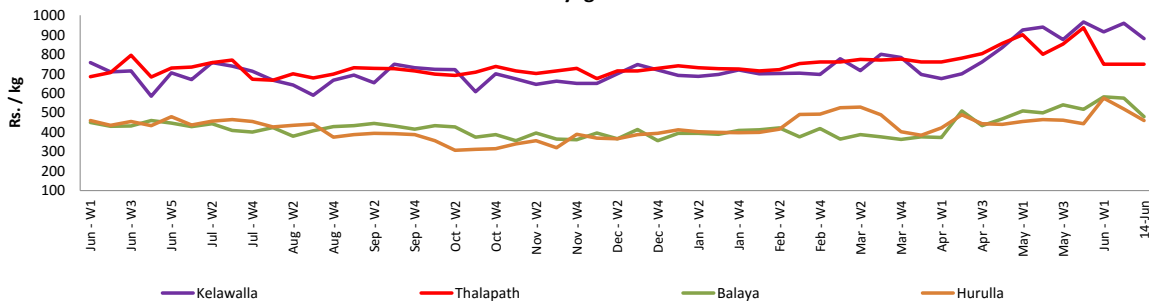


Negombo

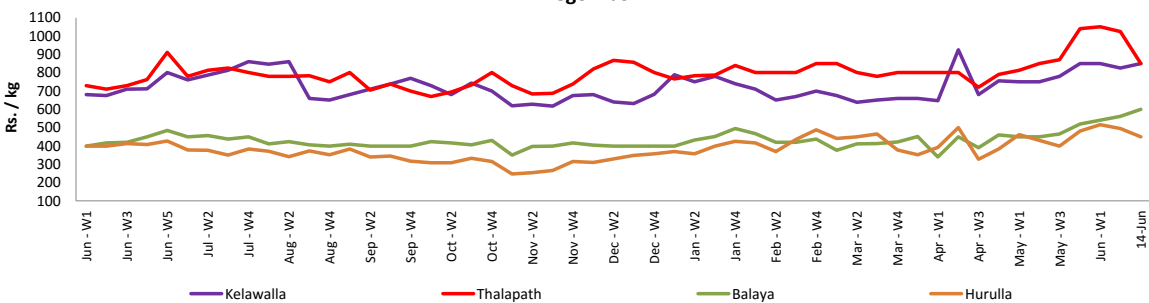


Retail Prices

Peliyagoda



Negombo



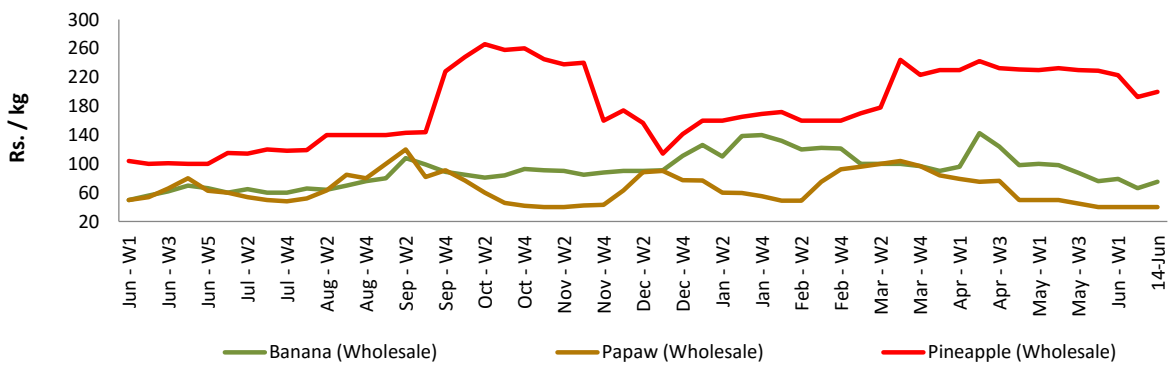
Wholesale and Retail Prices of Selected Food Commodities - 2017/06/14

Fruits

Item	Unit	Wholesale		Retail	
		Pettah			
		Previous 5 Days Average	Today	Previous 5 Days Average	Today
Banana (Sour)	Rs./Kg	72.00	75.00	106.00	115.00
Papaw	Rs./Kg	40.00	40.00	73.00	75.00
Pineapple	Rs./Kg	199.00	200.00	256.00	270.00

- Price increased by more than 5% compared to previous week average price.
- Price decreased by more than 5% compared to previous week average price.

Wholesale - Pettah



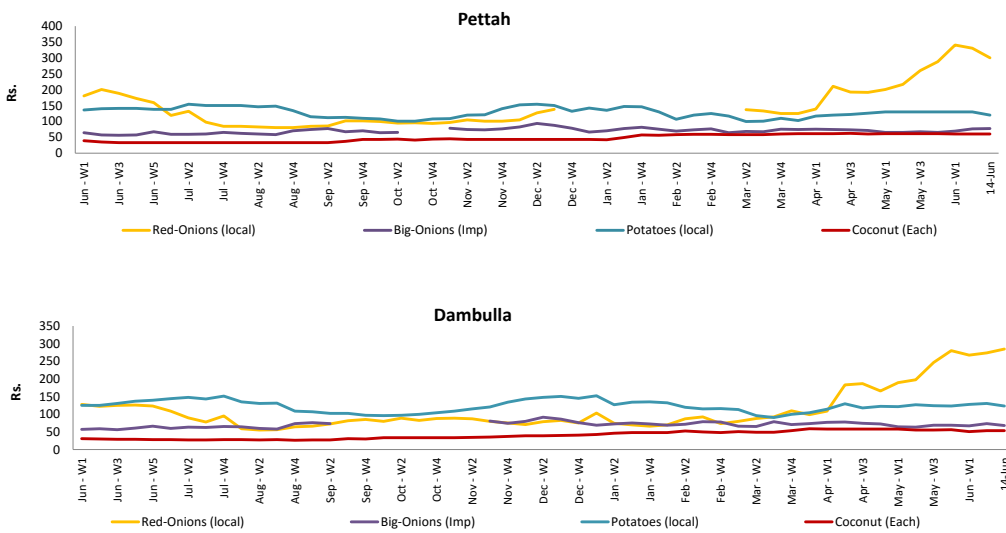
Wholesale and Retail Prices of Selected Food Commodities - 2017/06/14

Other

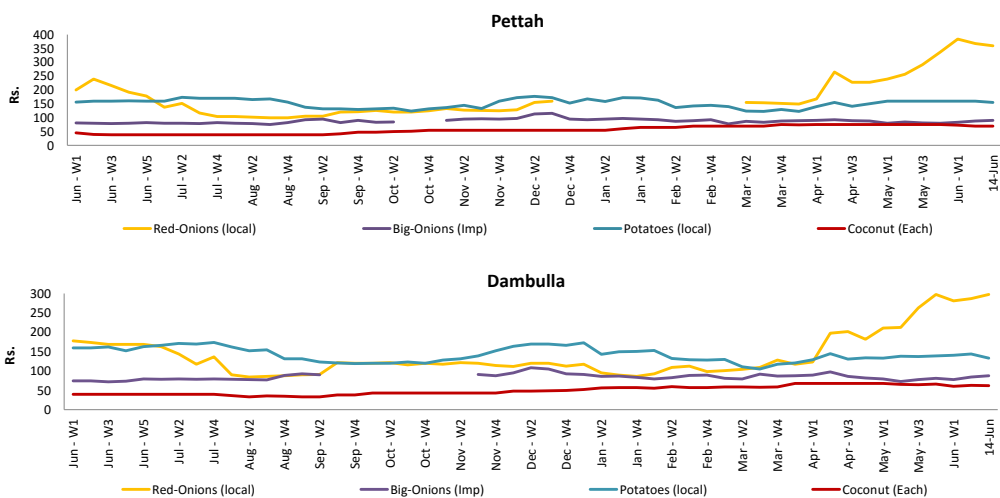
Item	Unit	Wholesale				Retail			
		Pettah		Dambulla		Pettah		Dambulla	
		Previous 5 Days Average	Today	Previous 5 Days Average	Today	Previous 5 Days Average	Today	Previous 5 Days Average	Today
Red-Onions (local)	Rs./Kg	316.00	300.00	276.00	285.00	364.00	360.00	288.00	298.00
Red-Onions (Imp)	Rs./Kg	266.00	250.00	260.00	285.00	296.00	280.00	274.00	298.00
Big-Onions (local)	Rs./Kg	n.a.	n.a.	n.a.	n.a.	n.a.	n.a.	n.a.	n.a.
Big-Onions (Imp)	Rs./Kg	77.00	77.00	75.00	68.00	89.20	90.00	87.00	88.00
Potatoes (local)	Rs./Kg	128.00	120.00	127.00	123.00	158.00	155.00	139.00	133.00
Potatoes (Imp)	Rs./Kg	82.00	80.00			110.00	105.00		
Dried Chillies (Imp)	Rs./Kg	152.00	150.00	154.00	155.00	190.00	190.00	166.00	168.00
Coconut	Rs./Nut	60.20	60.00	55.00	53.00	70.00	70.00	65.00	62.00
Coconut oil	Rs./Ltr	360.00	360.00			380.00	380.00		
Dhal	Rs./Kg	138.00	138.00			155.00	155.00		
Sugar	Rs./Kg	101.00	102.00			108.00	110.00		
Eggs	Rs./Each	11.80	12.00			12.80	13.00		
Katta	Rs./Kg	800.00	800.00			850.00	850.00		
Sprats	Rs./Kg	500.00	500.00			550.00	550.00		

- Price increased by more than 5% compared to previous week average price.
- Price decreased by more than 5% compared to previous week average price.

Wholesale Prices



Retail Prices



* Prices of food commodities may vary due to quality and markets among other factors.