

Weekly Summary of Price Developments (From 07 June 2017 to 13 June 2017)



Vegetables

- Prices of vegetables exhibited an increasing trend during the week due to the supply disruptions caused by adverse weather conditions and seasonal impact.



Rice

- Retail price of Samba, Nadu and Kekulu (Red) recorded a significant increase in the Pettah market exceeding the control price imposed with effect from 17th February 2017.



Fruits

- Prices of fruits continued the decreasing trend during the week, but indicated a slight increase towards the end of the week.



Other

- Wholesale prices of Egg (White) increased during the week.
 - Prices of Red Onions (Local and Imported) decreased by the end of the week.
-

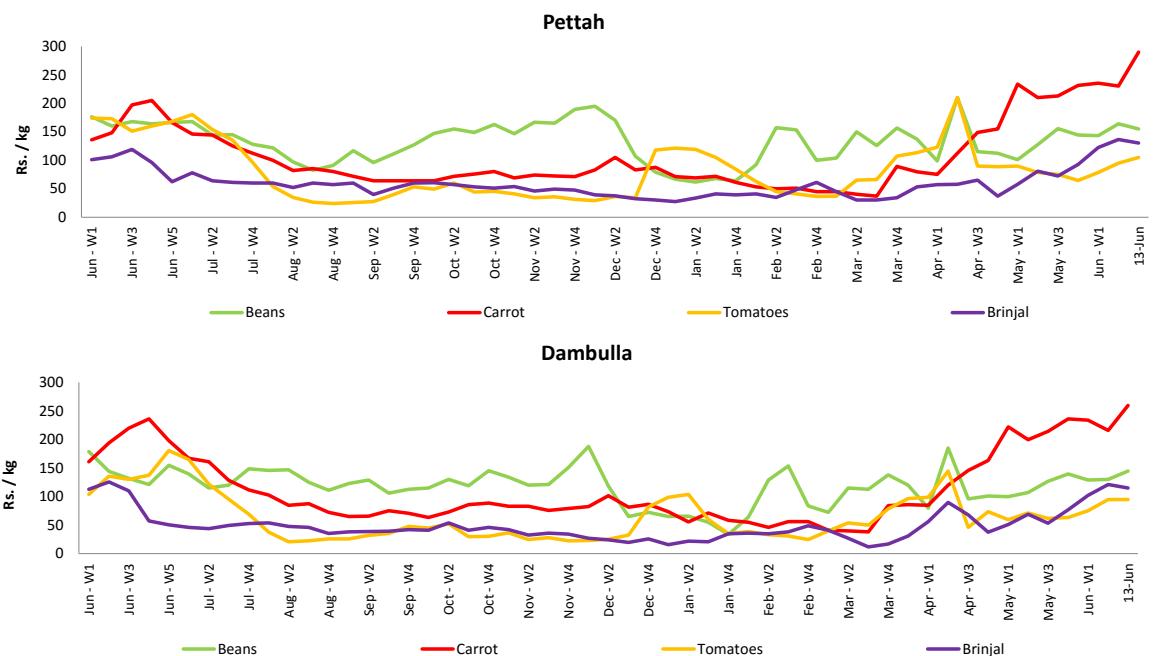
Wholesale and Retail Prices of Selected Food Commodities - 2017/06/13

Vegetables

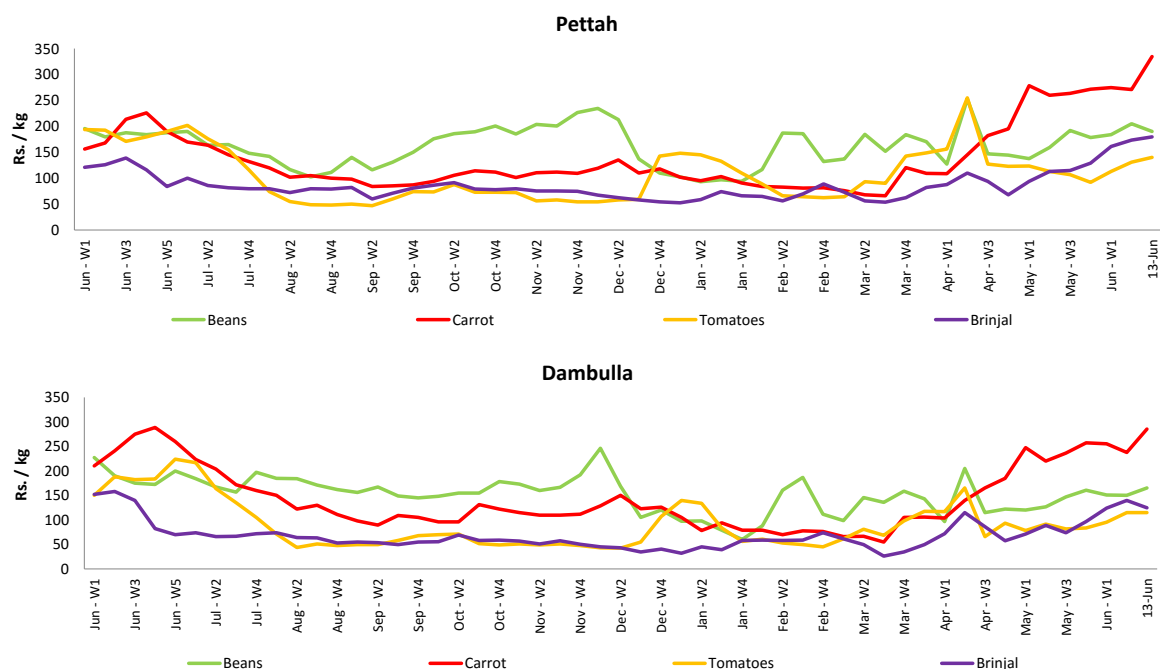
Item	Unit	Wholesale				Retail			
		Pettah		Dambulla		Pettah		Dambulla	
		Previous 5 Days Average	Today	Previous 5 Days Average	Today	Previous 5 Days Average	Today	Previous 5 Days Average	Today
Beans	Rs./Kg	160.00	155.00	131.00	145.00	201.00	190.00	151.00	165.00
Carrot	Rs./Kg	242.00	290.00	222.00	260.00	281.00	335.00	243.00	285.00
Cabbage	Rs./Kg	97.00	135.00	101.00	105.00	155.00	140.00	121.00	125.00
Tomatoes	Rs./Kg	97.00	105.00	91.00	95.00	133.00	140.00	109.00	115.00
Brinjal	Rs./Kg	136.00	130.00	119.00	115.00	175.00	180.00	139.00	125.00
Pumpkin	Rs./Kg	78.00	105.00	87.00	90.00	112.00	145.00	106.00	110.00
Snake gourd	Rs./Kg	137.00	140.00	107.00	115.00	175.00	180.00	124.00	135.00

- Price increased by more than 5% compared to previous week average price.
- Price decreased by more than 5% compared to previous week average price.

Wholesale Prices



Retail Prices



Wholesale and Retail Prices of Selected Food Commodities - 2017/06/13

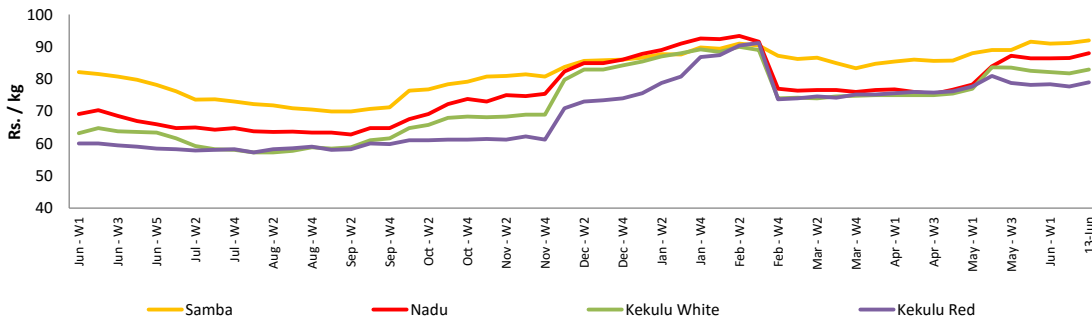
Rice

Item	Unit	Wholesale				Retail	
		Maradaghamula		Pettah		Pettah	
		Previous 5 Days Average	Today	Previous 5 Days Average	Today	Previous 5 Days Average	Today
Samba	Rs./Kg	91.00	92.00	95.00	95.00	100.00	100.00
Nadu	Rs./Kg	87.00	88.00	86.00	86.00	92.00	90.00
Kekulu White	Rs./Kg	82.00	83.00	83.00	83.00	89.00	90.00
Kekulu Red	Rs./Kg	78.00	79.00	83.00	83.00	88.00	90.00

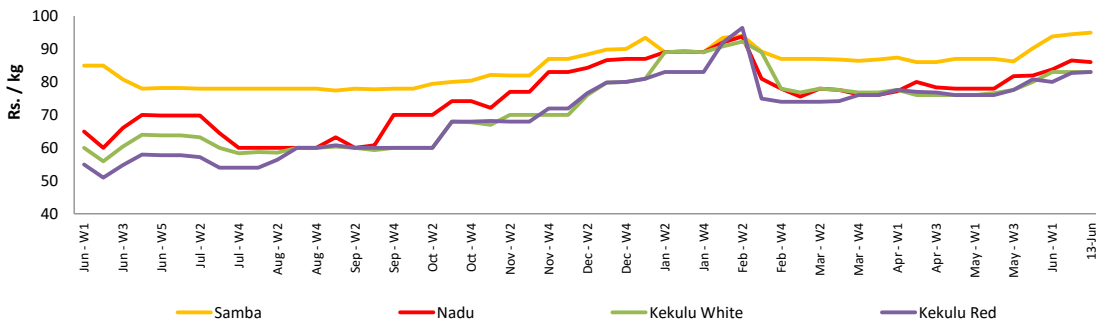
- Price increased by more than 5% compared to previous week average price.
- Price decreased by more than 5% compared to previous week average price.

Wholesale Prices

Maradaghamula

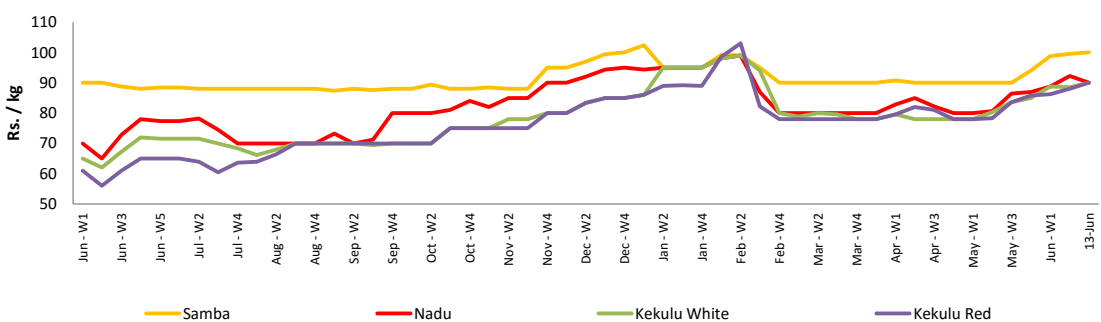


Pettah



Retail Prices

Pettah



Wholesale and Retail Prices of Selected Food Commodities - 2017/06/13

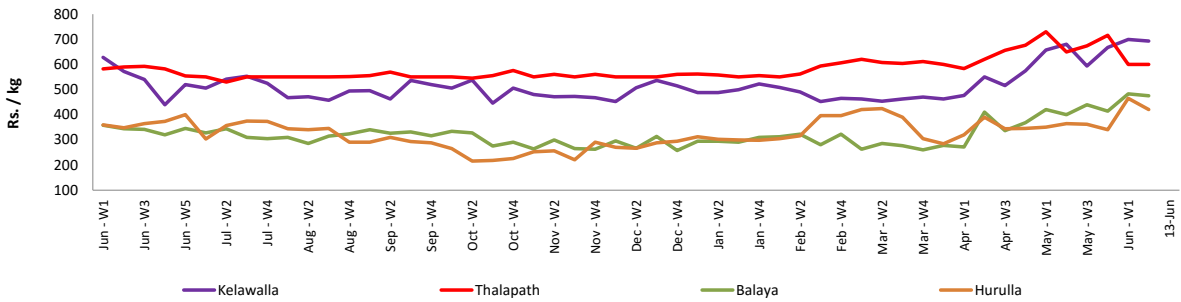
Fish

Item	Unit	Wholesale				Retail			
		Peliyagoda		Negombo		Peliyagoda		Negombo	
		Previous 5 Days Average	12-Jun	Previous 5 Days Average	Today	Previous 5 Days Average	12-Jun	Previous 5 Days Average	Today
Kelawalla	Rs./Kg	694.00	620.00	630.00	650.00	958.00	880.00	830.00	850.00
Thalapath	Rs./Kg	600.00	600.00	780.00	700.00	750.00	750.00	1020.00	850.00
Balaya	Rs./Kg	490.00	400.00	400.00	400.00	590.00	500.00	560.00	600.00
Paraw	Rs./Kg	660.00	650.00	550.00	550.00	1120.00	1100.00	760.00	750.00
Salaya	Rs./Kg	178.00	160.00	160.00	180.00	242.00	220.00	222.00	250.00
Hurulla	Rs./Kg	435.00	420.00	390.00	400.00	540.00	520.00	486.00	500.00

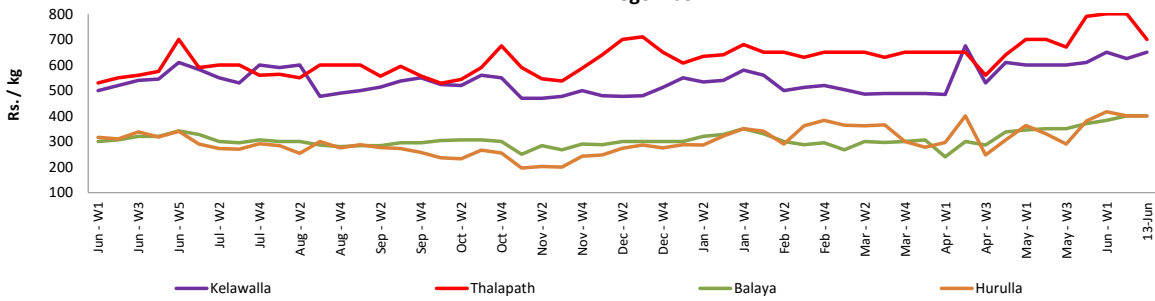
- Price increased by more than 5% compared to previous week average price.
- Price decreased by more than 5% compared to previous week average price.

Wholesale Prices

Peliyagoda

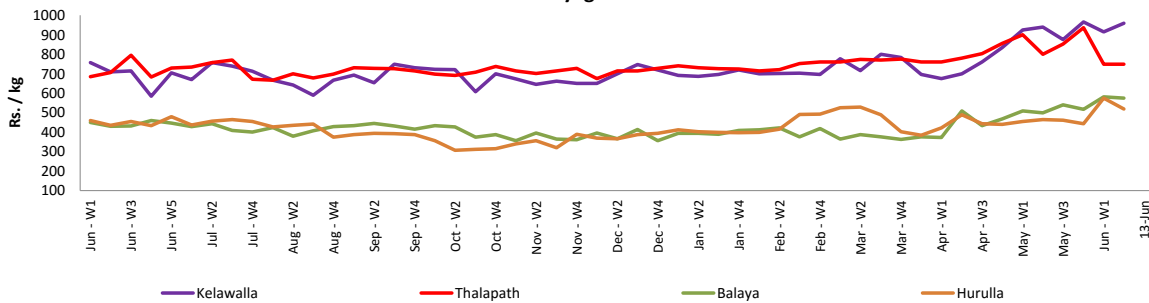


Negombo

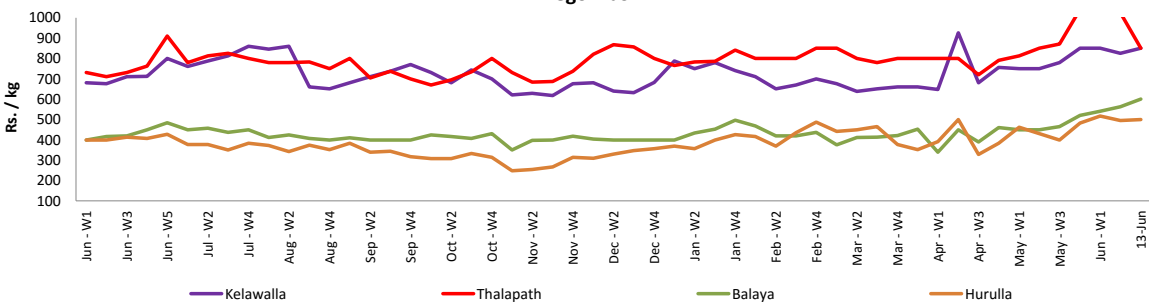


Retail Prices

Peliyagoda



Negombo



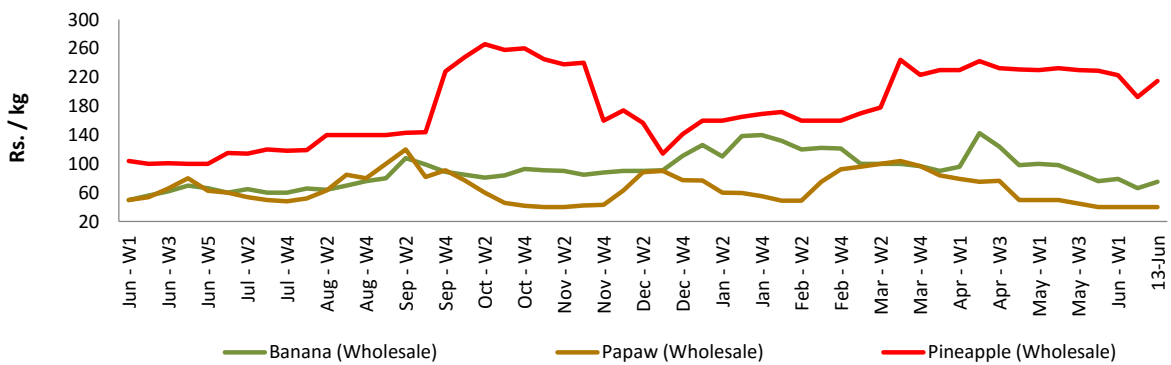
Wholesale and Retail Prices of Selected Food Commodities - 2017/06/13

Fruits

Item	Unit	Wholesale		Retail	
		Pettah			
		Previous 5 Days Average	Today	Previous 5 Days Average	Today
Banana (Sour)	Rs./Kg	70.00	75.00	105.00	105.00
Papaw	Rs./Kg	40.00	40.00	72.00	75.00
Pineapple	Rs./Kg	194.00	215.00	246.00	280.00

- Price increased by more than 5% compared to previous week average price.
- Price decreased by more than 5% compared to previous week average price.

Wholesale - Pettah



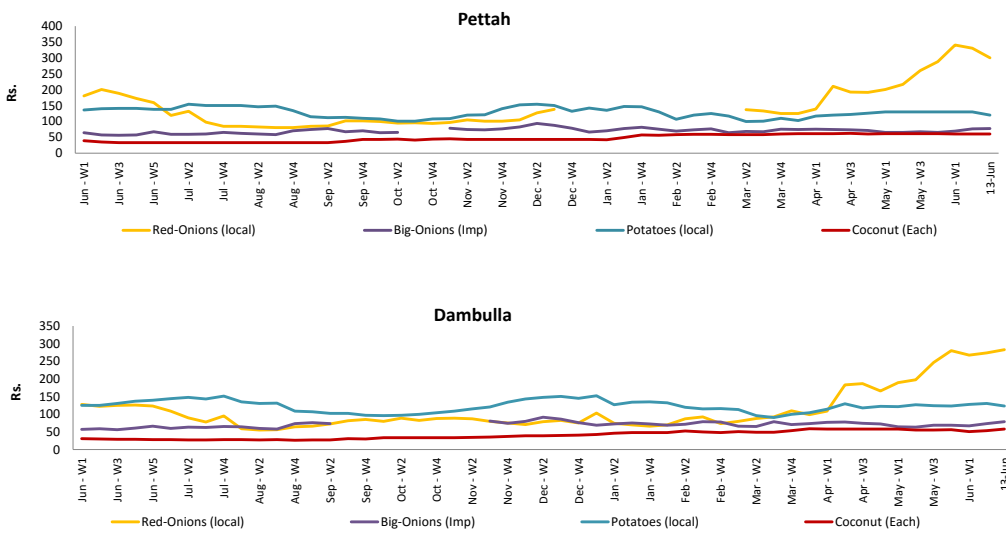
Wholesale and Retail Prices of Selected Food Commodities - 2017/06/13

Other

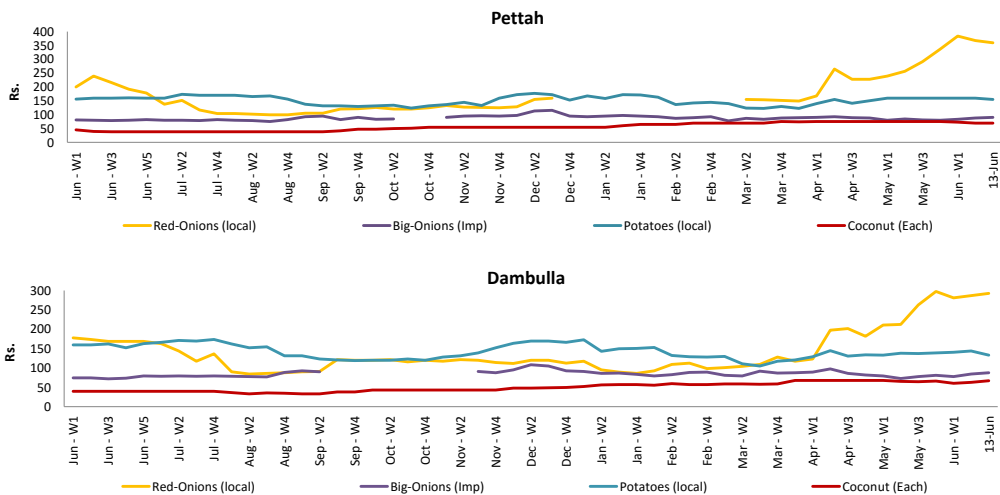
Item	Unit	Wholesale				Retail			
		Pettah		Dambulla		Pettah		Dambulla	
		Previous 5 Days Average	Today	Previous 5 Days Average	Today	Previous 5 Days Average	Today	Previous 5 Days Average	Today
Red-Onions (local)	Rs./Kg	324.00	300.00	274.00	283.00	366.00	360.00	287.00	293.00
Red-Onions (Imp)	Rs./Kg	274.00	250.00	265.00	253.00	304.00	280.00	279.00	263.00
Big-Onions (local)	Rs./Kg	n.a.	n.a.	n.a.	n.a.	n.a.	n.a.	n.a.	n.a.
Big-Onions (Imp)	Rs./Kg	76.00	77.00	74.00	79.00	88.80	90.00	86.00	88.00
Potatoes (local)	Rs./Kg	130.00	120.00	130.00	123.00	159.00	155.00	142.00	133.00
Potatoes (Imp)	Rs./Kg	83.00	80.00			112.00	105.00		
Dried Chillies (Imp)	Rs./Kg	153.00	150.00	153.00	163.00	190.00	190.00	165.00	173.00
Coconut	Rs./Nut	60.00	60.00	54.00	58.00	70.00	70.00	64.00	67.00
Coconut oil	Rs./Ltr	360.00	360.00			380.00	380.00		
Dhal	Rs./Kg	138.00	138.00			155.00	155.00		
Sugar	Rs./Kg	100.00	105.00			107.00	110.00		
Eggs	Rs./Each	11.60	12.00			12.60	13.00		
Katta	Rs./Kg	800.00	800.00			850.00	850.00		
Sprats	Rs./Kg	500.00	500.00			550.00	550.00		

- Price increased by more than 5% compared to previous week average price.
- Price decreased by more than 5% compared to previous week average price.

Wholesale Prices



Retail Prices



* Prices of food commodities may vary due to quality and markets among other factors.