

Weekly Summary of Price Developments (From 05 June 2017 to 09 June 2017)



Vegetables

- Prices of vegetables exhibited an increasing trend during the week due to the supply disruptions caused by adverse weather conditions and seasonal impact.



Rice

- Retail price of Samba, Nadu and Kekulu (Red) recorded a significant increase in the Pettah market exceeding the control price imposed with effect from 17th February 2017.



Fish

- Both Peliyagoda and Negombo markets are returning to normal activity level.



Fruits

- Prices of fruits continued the decreasing trend during the week, but indicated a slight increase towards the end of the week.



Other

- Wholesale prices of Egg (White) increased by three rupees during the week.
 - Prices of Red Onions (Local and Imported) decreased by the end of the week.
-

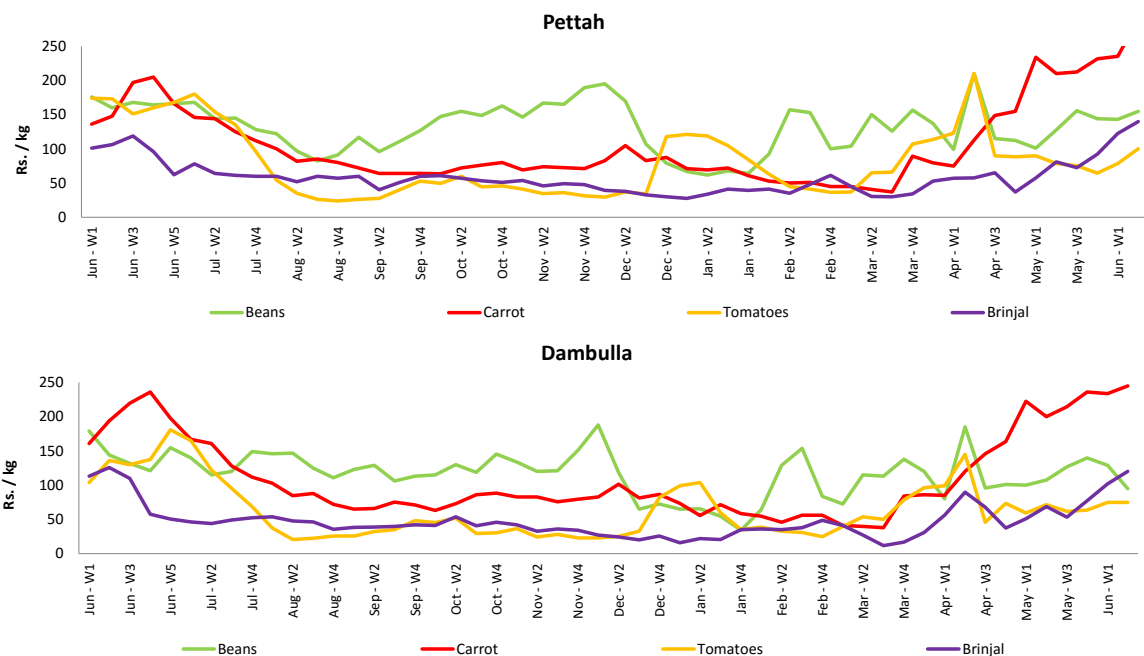
Wholesale and Retail Prices of Selected Food Commodities - 2017/06/09

Vegetables

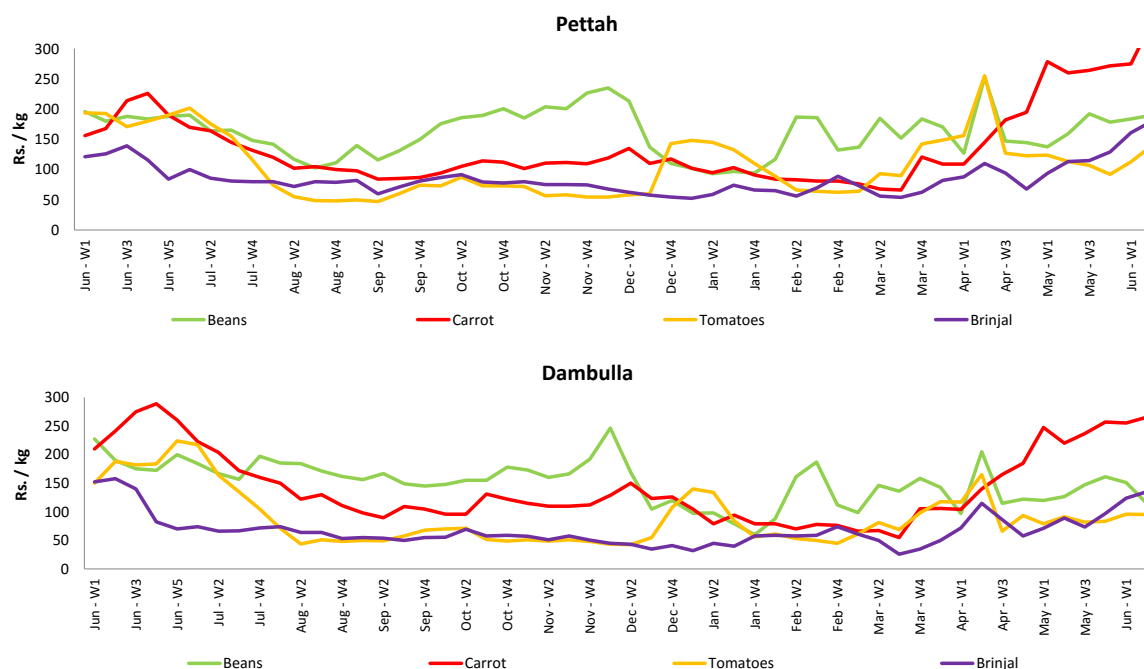
Item	Unit	Wholesale				Retail			
		Pettah		Dambulla		Pettah		Dambulla	
		Previous 5 Days Average	Today	Previous 5 Days Average	8-Jun	Previous 5 Days Average	Today	Previous 5 Days Average	8-Jun
Beans	Rs./Kg	154.00	155.00	138.00	95.00	196.00	190.00	159.00	115.00
Carrot	Rs./Kg	209.00	290.00	223.00	245.00	249.00	345.00	245.00	265.00
Cabbage	Rs./Kg	105.00	90.00	110.00	95.00	160.00	150.00	131.00	115.00
Tomatoes	Rs./Kg	85.00	100.00	88.00	75.00	120.00	140.00	108.00	95.00
Brinjal	Rs./Kg	134.00	140.00	117.00	120.00	173.00	180.00	139.00	135.00
Pumpkin	Rs./Kg	71.00	80.00	75.00	100.00	103.00	120.00	95.00	115.00
Snake gourd	Rs./Kg	127.00	150.00	97.00	120.00	167.00	180.00	117.00	135.00

- Price increased by more than 5% compared to previous week average price.
- Price decreased by more than 5% compared to previous week average price.

Wholesale Prices



Retail Prices



Wholesale and Retail Prices of Selected Food Commodities - 2017/06/09

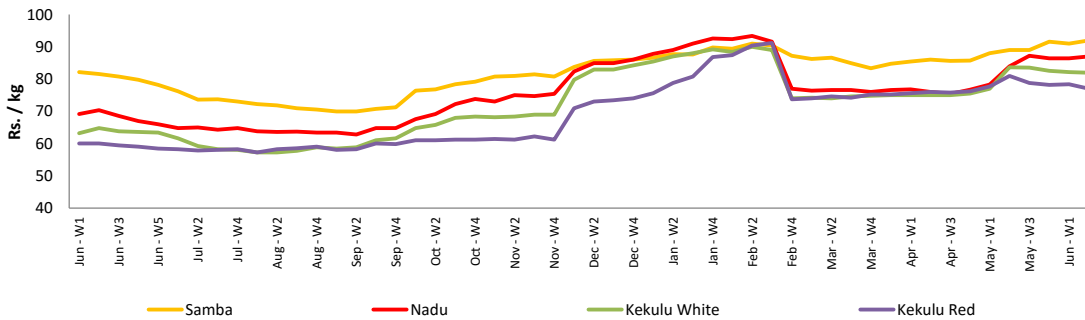
Rice

Item	Unit	Wholesale				Retail	
		Maradaghamula		Pettah		Pettah	
		Previous 5 Days Average	Today	Previous 5 Days Average	Today	Previous 5 Days Average	Today
Samba	Rs./Kg	91.00	92.00	95.00	95.00	100.00	100.00
Nadu	Rs./Kg	86.00	87.00	86.00	86.00	92.00	90.00
Kekulu White	Rs./Kg	82.00	82.00	83.00	83.00	89.00	90.00
Kekulu Red	Rs./Kg	78.00	77.00	83.00	80.00	88.00	88.00

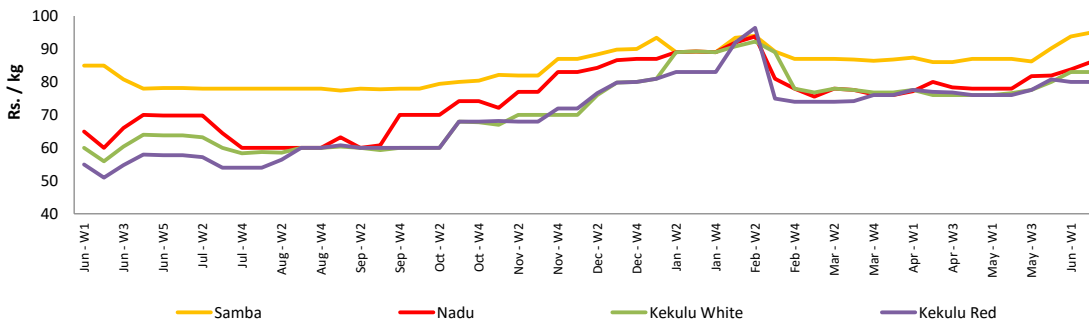
- Price increased by more than 5% compared to previous week average price.
- Price decreased by more than 5% compared to previous week average price.

Wholesale Prices

Marandaghamula

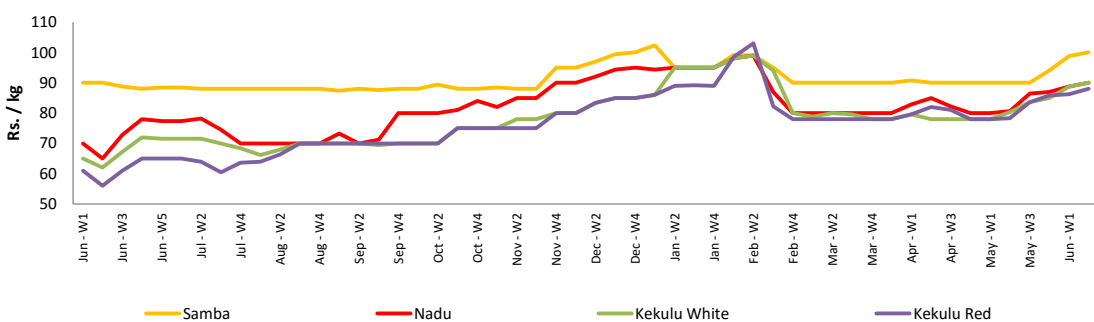


Pettah



Retail Prices

Pettah



Wholesale and Retail Prices of Selected Food Commodities - 2017/06/09

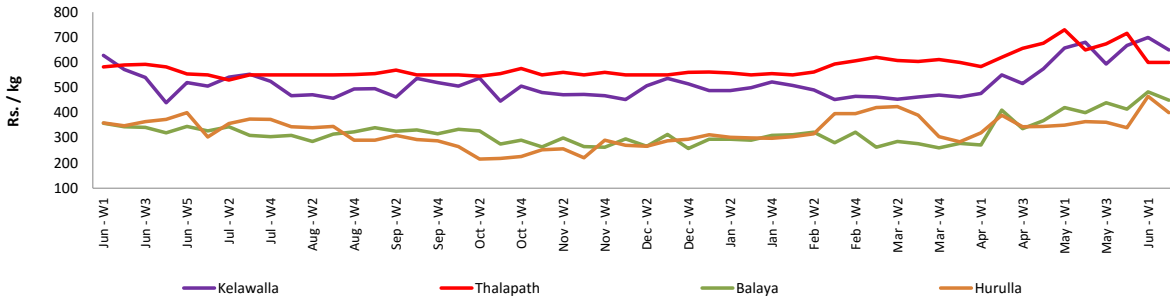
Fish

Item	Unit	Wholesale				Retail			
		Peliyagoda		Negombo		Peliyagoda		Negombo	
		Previous 5 Days Average	Today	Previous 5 Days Average	Today	Previous 5 Days Average	Today	Previous 5 Days Average	Today
Kelawalla	Rs./Kg	694.00	650.00	630.00	650.00	950.00	920.00	830.00	850.00
Thalpath	Rs./Kg	600.00	600.00	800.00	800.00	750.00	750.00	1030.00	1050.00
Balaya	Rs./Kg	496.00	450.00	400.00	400.00	594.00	560.00	560.00	550.00
Paraw	Rs./Kg	660.00	650.00	550.00	550.00	1120.00	1100.00	760.00	750.00
Salaya	Rs./Kg	178.00	180.00	162.00	200.00	246.00	240.00	226.00	270.00
Hurulla	Rs./Kg	448.00	400.00	410.00	400.00	553.00	500.00	506.00	500.00

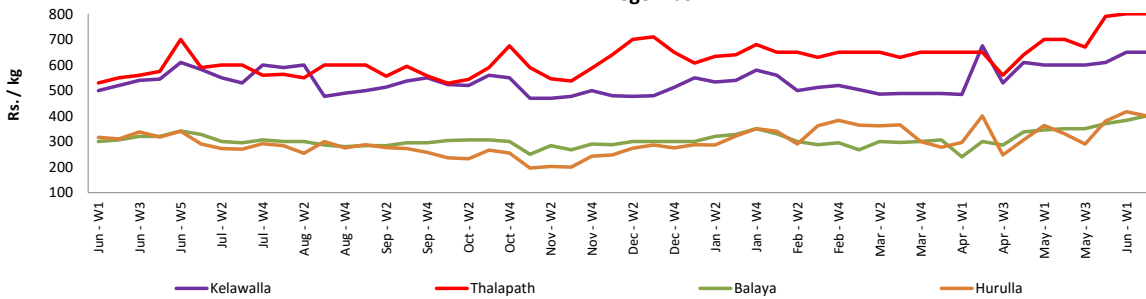
- Price increased by more than 5% compared to previous week average price.
- Price decreased by more than 5% compared to previous week average price.

Wholesale Prices

Peliyagoda

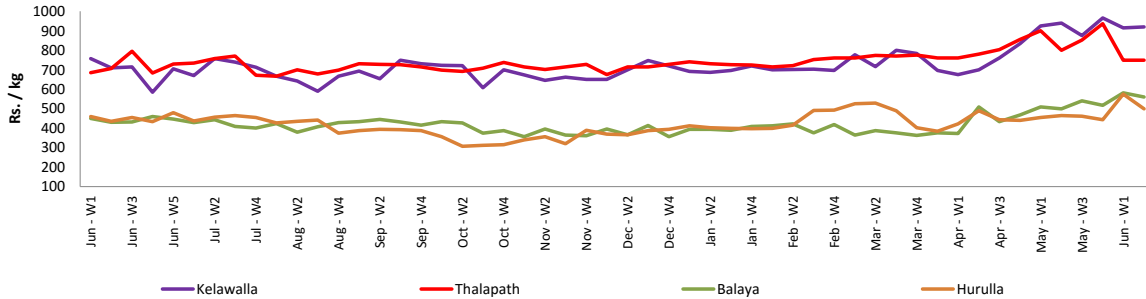


Negombo

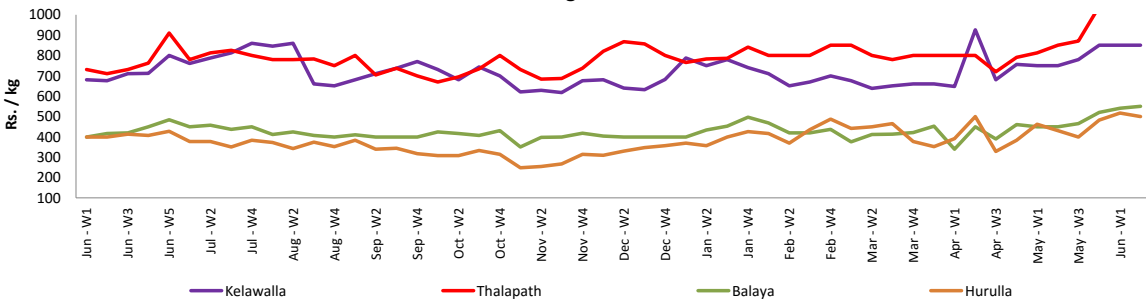


Retail Prices

Peliyagoda



Negombo



Wholesale and Retail Prices of Selected Food Commodities - 2017/06/09

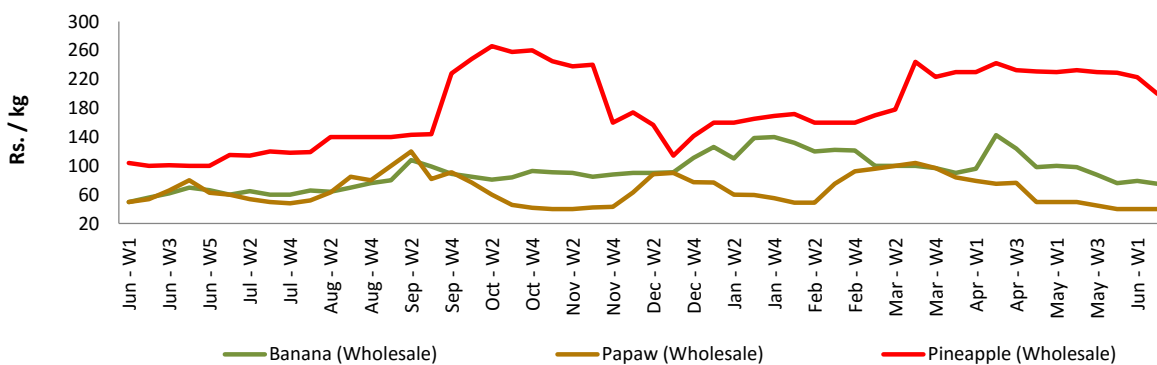
Fruits

Item	Unit	Wholesale		Retail	
		Pettah			
		Previous 5 Days Average	Today	Previous 5 Days Average	Today
Banana (Sour)	Rs./Kg	69.00	75.00	100.00	110.00
Papaw	Rs./Kg	40.00	40.00	72.00	75.00
Pineapple	Rs./Kg	202.00	200.00	247.00	270.00

 Price increased by more than 5% compared to previous week average price.

 Price decreased by more than 5% compared to previous week average price.

Wholesale - Pettah



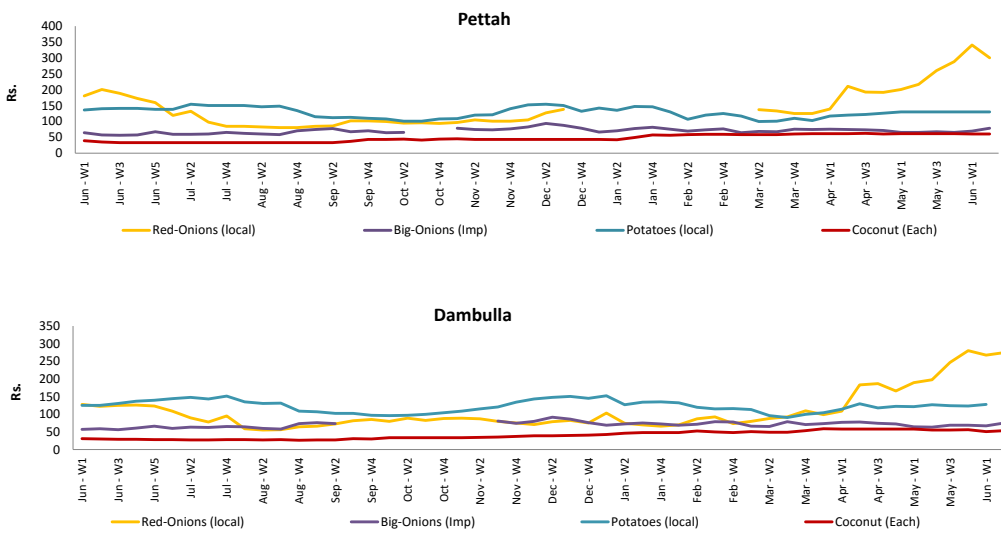
Wholesale and Retail Prices of Selected Food Commodities - 2017/06/09

Other

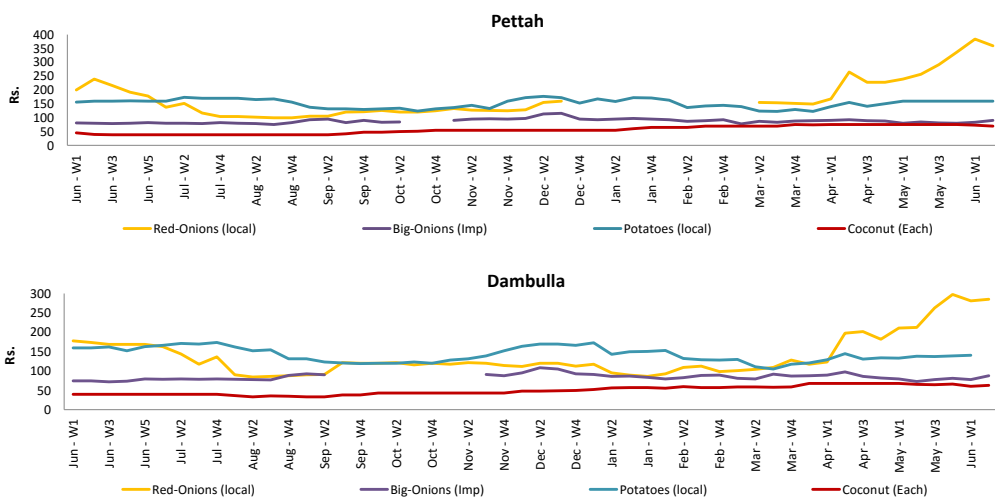
Item	Unit	Wholesale				Retail			
		Pettah		Dambulla		Pettah		Dambulla	
		Previous 5 Days Average	Today	Previous 5 Days Average	8-Jun	Previous 5 Days Average	Today	Previous 5 Days Average	8-Jun
Red-Onions (local)	Rs./Kg	328.00	300.00	275.00	275.00	366.00	360.00	290.00	285.00
Red-Onions (Imp)	Rs./Kg	291.00	250.00	268.00	265.00	325.00	280.00	280.00	278.00
Big-Onions (local)	Rs./Kg	n.a.	n.a.	n.a.	n.a.	n.a.	n.a.	n.a.	n.a.
Big-Onions (Imp)	Rs./Kg	73.00	78.00	70.00	75.00	86.00	90.00	81.00	88.00
Potatoes (local)	Rs./Kg	130.00	130.00	130.00	n.a.	160.00	160.00	143.00	n.a.
Potatoes (Imp)	Rs./Kg	87.00	80.00			114.00	110.00		
Dried Chillies (Imp)	Rs./Kg	155.00	150.00	149.00	155.00	190.00	190.00	162.00	168.00
Coconut	Rs./Nut	60.00	60.00	51.00	53.00	70.00	70.00	61.00	63.00
Coconut oil	Rs./Ltr	360.00	360.00			380.00	380.00		
Dhal	Rs./Kg	138.00	138.00			155.00	155.00		
Sugar	Rs./Kg	98.00	102.00			105.00	110.00		
Eggs	Rs./Each	10.40	12.00			11.40	13.00		
Katta	Rs./Kg	800.00	800.00			850.00	850.00		
Sprats	Rs./Kg	500.00	500.00			550.00	550.00		

- Price increased by more than 5% compared to previous week average price.
- Price decreased by more than 5% compared to previous week average price.

Wholesale Prices



Retail Prices



* Prices of food commodities may vary due to quality and markets among other factors.