

## Weekly Summary of Price Developments (From 01 June 2017 to 07 June 2017)



---

### Vegetables

---

- Prices of vegetables exhibited an increasing trend during the week due to the supply disruptions caused by adverse weather conditions and seasonal impact.



---

### Rice

---

- Retail price of Samba, Nadu and Kekulu (Red) recorded a significant increase in the Pettah market exceeding the control price imposed with effect from 17th February 2017.



---

### Fish

---

- Both Peliyagoda and Negombo markets are returning to normal activity level.



---

### Fruits

---

- Prices of fruits continued the decreasing trend during the week.



---

### Other

---

- Wholesale prices of Egg (White) increased by three rupees during the week.
-

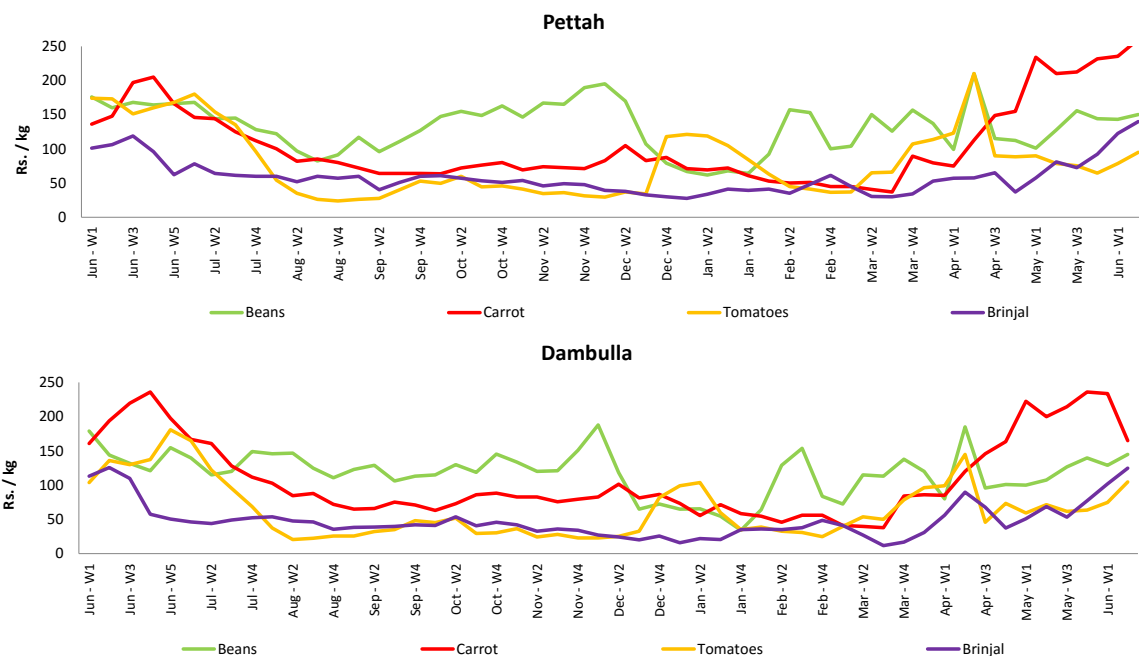
# Wholesale and Retail Prices of Selected Food Commodities - 2017/06/07

## Vegetables

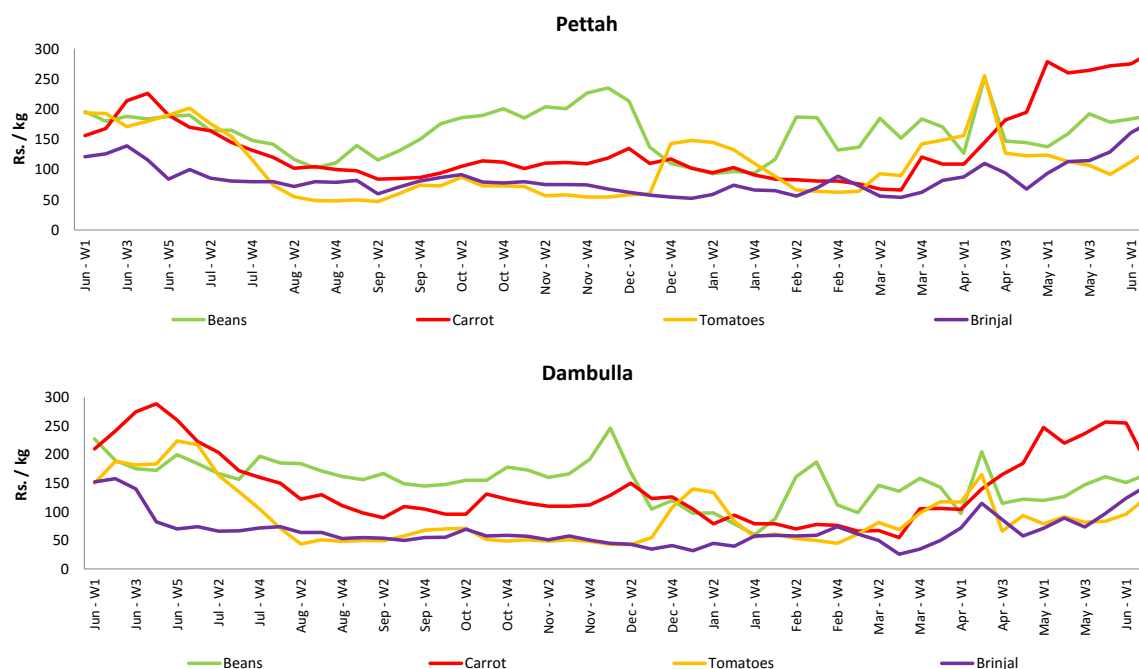
Item	Unit	Wholesale				Retail			
		Pettah		Dambulla		Pettah		Dambulla	
		Previous 5 Days Average	Today	Previous 5 Days Average	Today	Previous 5 Days Average	Today	Previous 5 Days Average	Today
Beans	Rs./Kg	153.00	150.00	137.00	145.00	196.00	190.00	159.00	165.00
Carrot	Rs./Kg	210.00	260.00	241.00	165.00	248.00	295.00	263.00	185.00
Cabbage	Rs./Kg	115.00	90.00	112.00	105.00	168.00	150.00	133.00	125.00
Tomatoes	Rs./Kg	83.00	95.00	81.00	105.00	117.00	135.00	101.00	125.00
Brinjal	Rs./Kg	131.00	140.00	111.00	125.00	171.00	180.00	133.00	145.00
Pumpkin	Rs./Kg	69.00	75.00	73.00	70.00	103.00	105.00	93.00	90.00
Snake gourd	Rs./Kg	125.00	135.00	95.00	95.00	165.00	175.00	115.00	115.00

- Price increased by more than 5% compared to previous week average price.
- Price decreased by more than 5% compared to previous week average price.

### Wholesale Prices



### Retail Prices



# Wholesale and Retail Prices of Selected Food Commodities - 2017/06/07

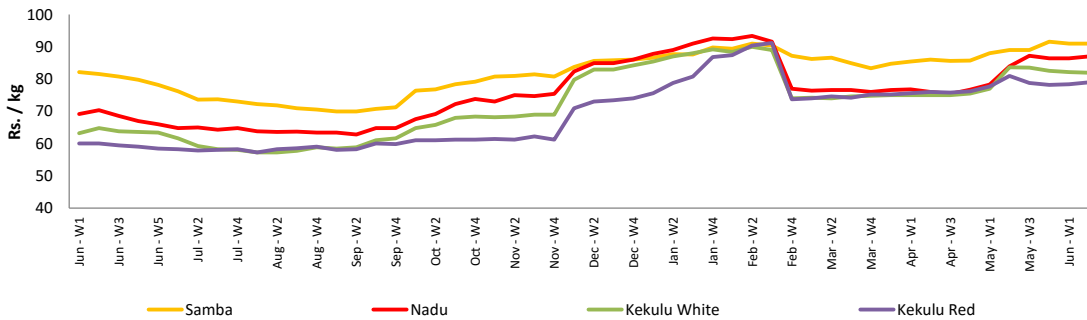
## Rice

Item	Unit	Wholesale				Retail	
		Maradaghamula		Pettah		Pettah	
		Previous 5 Days Average		Previous 5 Days Average		Previous 5 Days Average	
		Average	Today	Average	Today	Average	Today
Samba	Rs./Kg	91.00	91.00	94.00	94.00	99.00	99.00
Nadu	Rs./Kg	86.00	87.00	85.00	86.00	91.00	92.00
Kekulu White	Rs./Kg	82.00	82.00	83.00	83.00	89.00	88.00
Kekulu Red	Rs./Kg	78.00	79.00	82.00	83.00	87.00	88.00

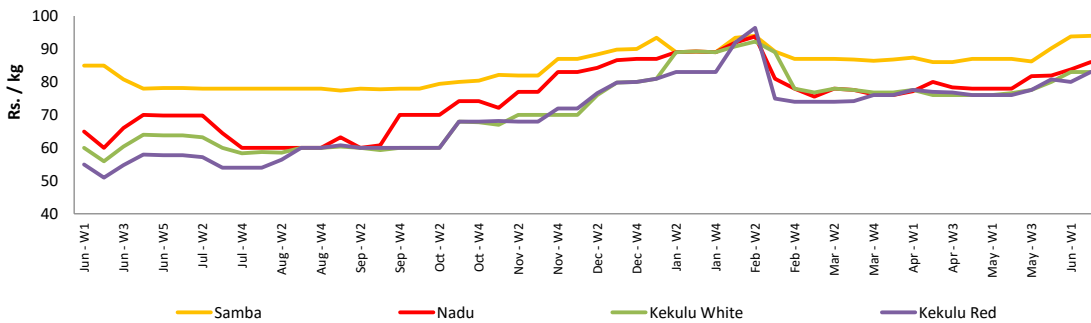
- Price increased by more than 5% compared to previous week average price.
- Price decreased by more than 5% compared to previous week average price.

### Wholesale Prices

#### Marandaghamula

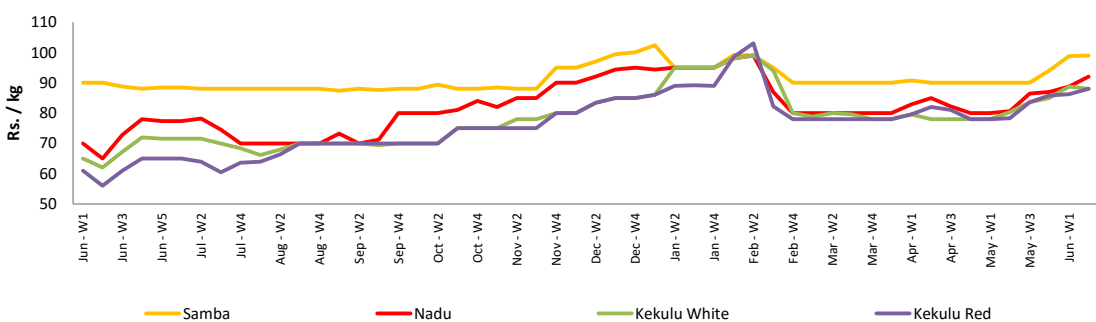


#### Pettah



### Retail Prices

#### Pettah



# Wholesale and Retail Prices of Selected Food Commodities - 2017/06/07

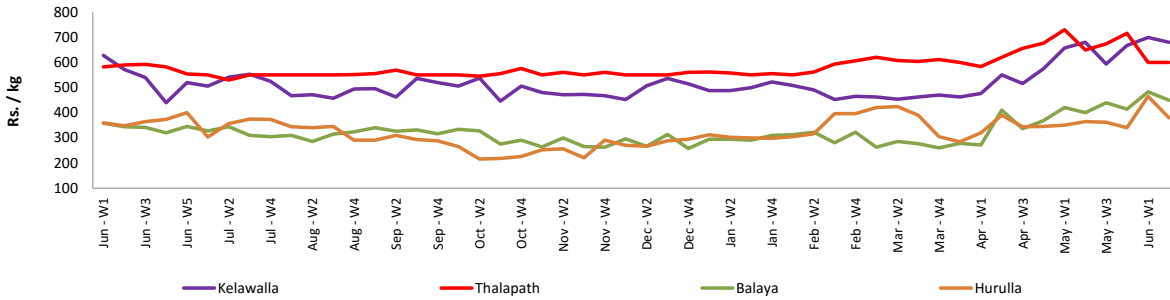
## Fish

Item	Unit	Wholesale				Retail			
		Peliyagoda		Negombo		Peliyagoda		Negombo	
		Previous 5 Days Average	Today	Previous 5 Days Average	Today	Previous 5 Days Average	Today	Previous 5 Days Average	Today
Kelawalla	Rs./Kg	698.00	680.00	638.00	600.00	948.00	960.00	838.00	800.00
Thalapath	Rs./Kg	600.00	600.00	800.00	800.00	750.00	750.00	1038.00	1000.00
Balaya	Rs./Kg	508.00	450.00	400.00	400.00	603.00	560.00	563.00	550.00
Paraw	Rs./Kg	660.00	650.00	550.00	550.00	1112.00	1100.00	763.00	750.00
Salaya	Rs./Kg	178.00	180.00	163.00	160.00	248.00	240.00	228.00	220.00
Hurulla	Rs./Kg	470.00	380.00	408.00	420.00	577.00	480.00	508.00	500.00

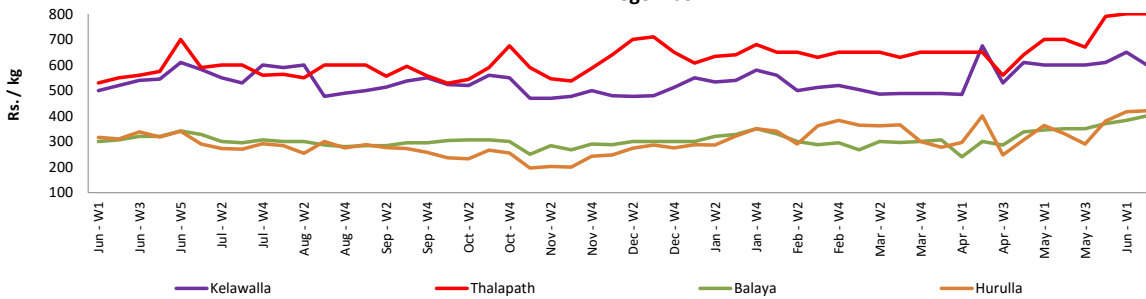
- Price increased by more than 5% compared to previous week average price.
- Price decreased by more than 5% compared to previous week average price.

### Wholesale Prices

#### Peliyagoda

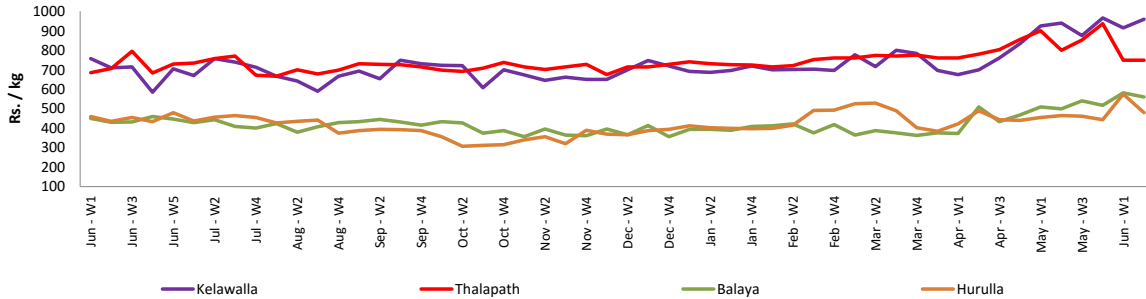


#### Negombo

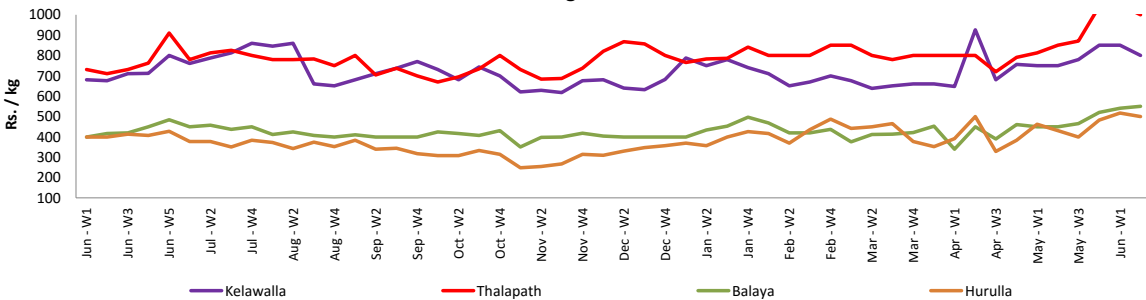


### Retail Prices

#### Peliyagoda



#### Negombo



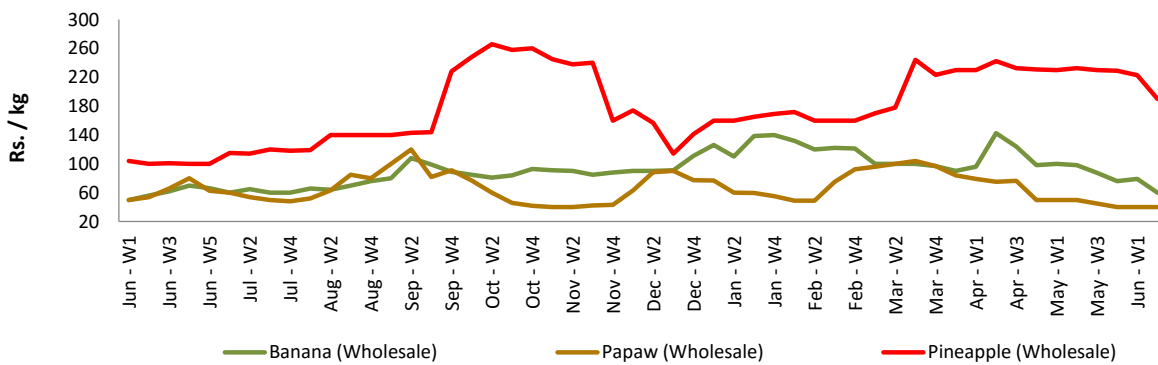
# Wholesale and Retail Prices of Selected Food Commodities - 2017/06/07

## Fruits

Item	Unit	Wholesale		Retail	
		Pettah			
		Previous 5 Days Average	Today	Previous 5 Days Average	Today
Banana (Sour)	Rs./Kg	73.00	60.00	100.00	100.00
Papaw	Rs./Kg	40.00	40.00	73.00	70.00
Pineapple	Rs./Kg	207.00	190.00	256.00	230.00

- Price increased by more than 5% compared to previous week average price.
- Price decreased by more than 5% compared to previous week average price.

Wholesale - Pettah



# Wholesale and Retail Prices of Selected Food Commodities - 2017/06/07

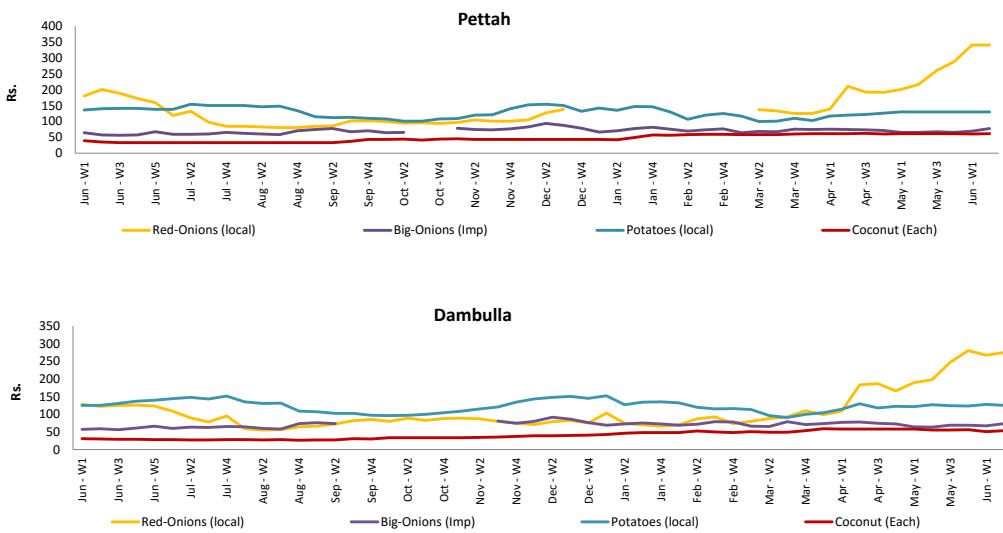
## Other

Item	Unit	Wholesale				Retail			
		Pettah		Dambulla		Pettah		Dambulla	
		Previous 5 Days		Previous 5 Days		Previous 5 Days		Previous 5 Days	
		Average	Today	Average	Today	Average	Today	Average	Today
Red-Onions (local)	Rs./Kg	332.00	340.00	269.00	275.00	372.00	370.00	284.00	288.00
Red-Onions (Imp)	Rs./Kg	292.00	290.00	268.00	265.00	327.00	320.00	280.00	278.00
Big-Onions (local)	Rs./Kg	n.a.	n.a.	n.a.	n.a.	n.a.	n.a.	n.a.	n.a.
Big-Onions (Imp)	Rs./Kg	71.00	77.00	69.00	73.00	85.00	88.00	80.00	83.00
Potatoes (local)	Rs./Kg	130.00	130.00	131.00	125.00	160.00	160.00	144.00	138.00
Potatoes (Imp)	Rs./Kg	88.00	85.00			114.00	115.00		
Dried Chillies (Imp)	Rs./Kg	155.00	155.00	150.00	145.00	190.00	190.00	162.00	158.00
Coconut	Rs./Nut	60.00	61.00	51.00	53.00	71.00	70.00	61.00	63.00
Coconut oil	Rs./Ltr	360.00	360.00			380.00	380.00		
Dhal	Rs./Kg	138.00	138.00			155.00	155.00		
Sugar	Rs./Kg	98.00	98.00			105.00	105.00		
Eggs	Rs./Each	9.80	12.00			10.80	13.00		
Katta	Rs./Kg	800.00	800.00			850.00	850.00		
Sprats	Rs./Kg	500.00	500.00			550.00	550.00		

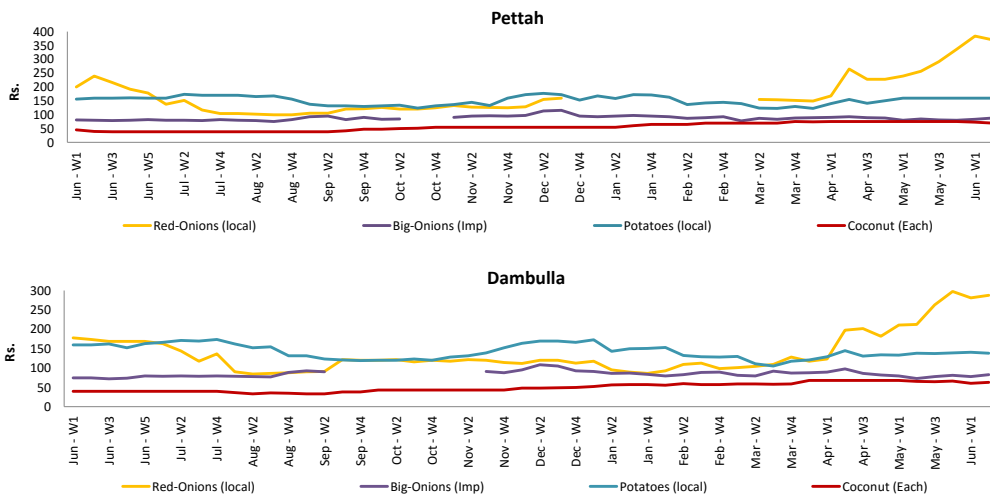
Price increased by more than 5% compared to previous week average price.

Price decreased by more than 5% compared to previous week average price.

### Wholesale Prices



### Retail Prices



\* Prices of food commodities may vary due to quality and markets among other factors.