

## Weekly Summary of Price Developments (From 30 May 2017 to 05 June 2017)



---

### Vegetables

---

- Prices of vegetables exhibited an increasing trend during the week due to the supply disruptions caused by adverse weather conditions and seasonal impact.



---

### Rice

---

- Retail price of Samba, Nadu and Kekulu (Red) recorded a significant increase in the Pettah market exceeding the control price imposed with effect from 17th February 2017.



---

### Fish

---

- Both Peliyagoda and Negombo markets are returning to normal activity level.



---

### Fruits

---

- Prices of fruits continued the decreasing trend during the week.



---

### Other

---

- Prices of Egg increased during the last weekend.
-

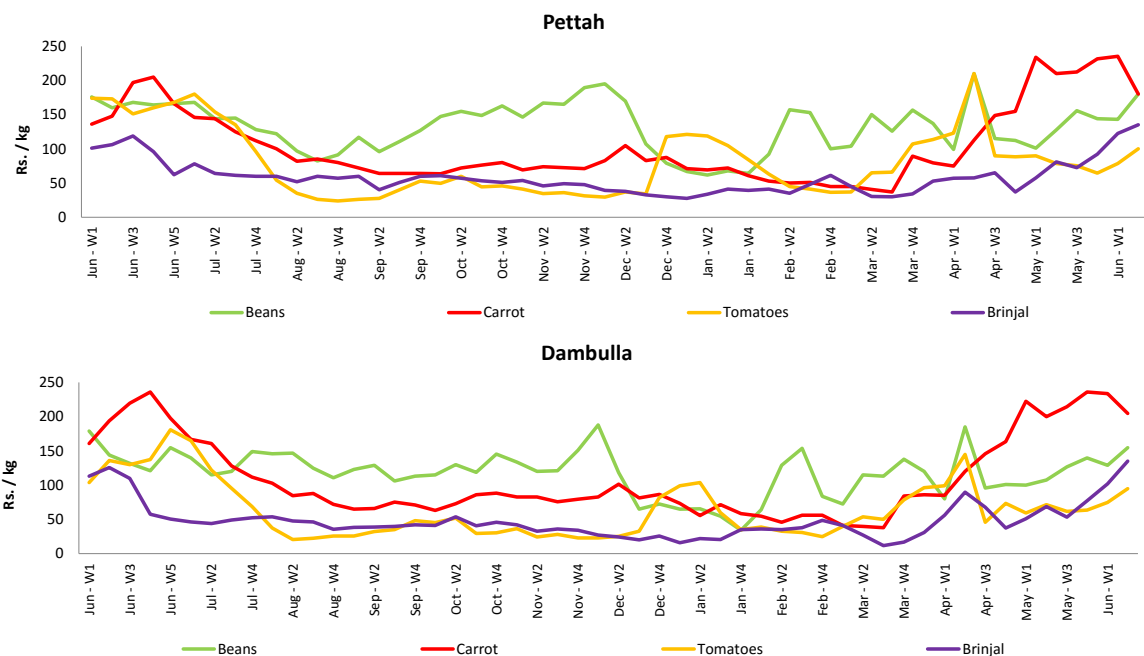
# Wholesale and Retail Prices of Selected Food Commodities - 2017/06/05

## Vegetables

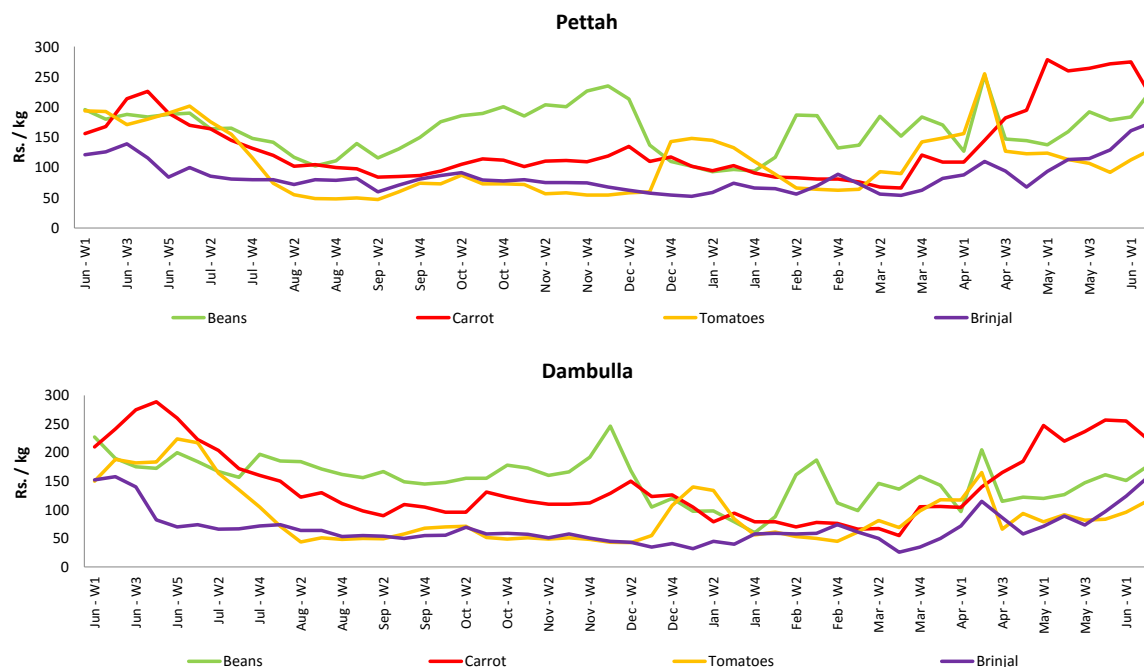
Item	Unit	Wholesale				Retail			
		Pettah		Dambulla		Pettah		Dambulla	
		Previous 5 Days Average	Today	Previous 5 Days Average	Today	Previous 5 Days Average	Today	Previous 5 Days Average	Today
Beans	Rs./Kg	143.00	180.00	129.00	155.00	184.00	230.00	151.00	175.00
Carrot	Rs./Kg	235.40	180.00	234.00	205.00	275.00	215.00	255.00	225.00
Cabbage	Rs./Kg	134.00	90.00	113.00	105.00	187.00	150.00	134.00	125.00
Tomatoes	Rs./Kg	78.00	100.00	75.00	95.00	113.00	130.00	96.00	115.00
Brinjal	Rs./Kg	123.00	135.00	102.00	135.00	161.00	175.00	124.00	155.00
Pumpkin	Rs./Kg	68.00	70.00	64.00	75.00	100.00	105.00	84.00	95.00
Snake gourd	Rs./Kg	123.00	135.00	91.00	105.00	161.00	180.00	111.00	125.00

- Price increased by more than 5% compared to previous week average price.
- Price decreased by more than 5% compared to previous week average price.

### Wholesale Prices



### Retail Prices



# Wholesale and Retail Prices of Selected Food Commodities - 2017/06/05

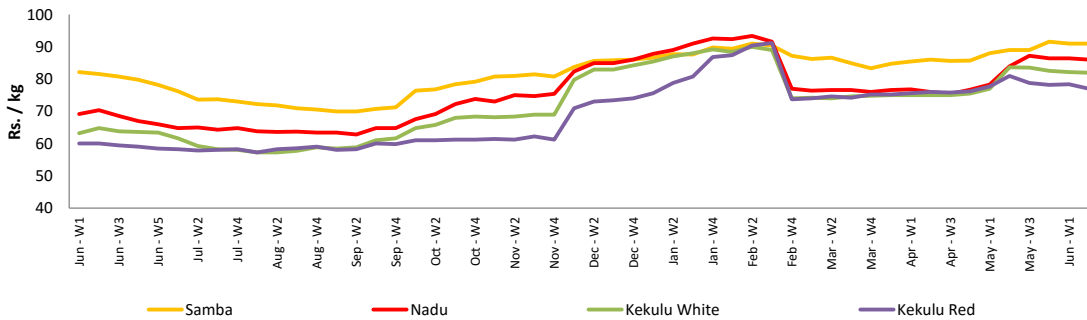
## Rice

Item	Unit	Wholesale				Retail	
		Maradaghamula		Pettah		Pettah	
		Previous 5 Days Average	Today	Previous 5 Days Average	Today	Previous 5 Days Average	Today
Samba	Rs./Kg	91.00	91.00	94.00	95.00	99.00	100.00
Nadu	Rs./Kg	86.00	86.00	84.00	88.00	89.00	95.00
Kekulu White	Rs./Kg	82.00	82.00	83.00	83.00	89.00	88.00
Kekulu Red	Rs./Kg	78.00	77.00	80.00	85.00	86.00	88.00

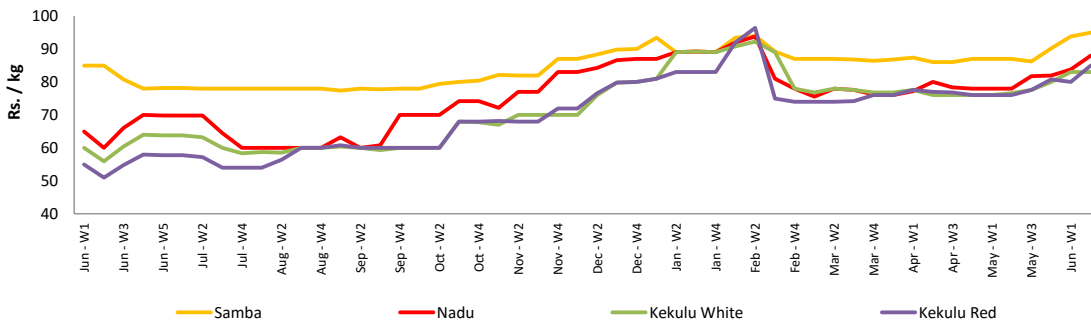
- Price increased by more than 5% compared to previous week average price.
- Price decreased by more than 5% compared to previous week average price.

### Wholesale Prices

#### Marandaghamula

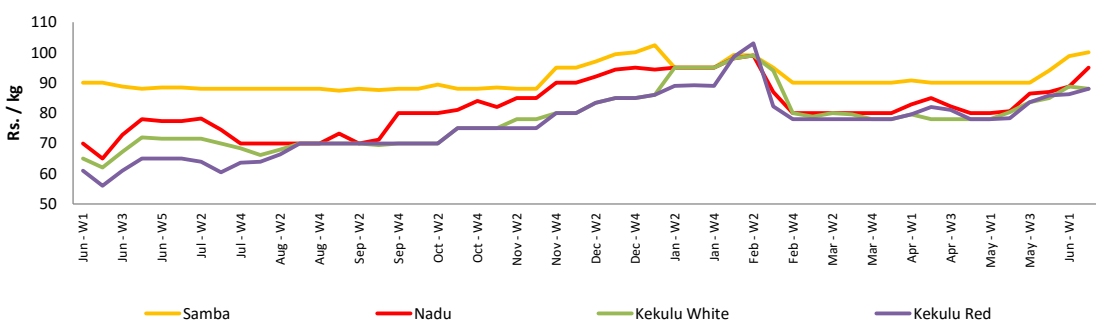


#### Pettah



### Retail Prices

#### Pettah



# Wholesale and Retail Prices of Selected Food Commodities - 2017/06/05

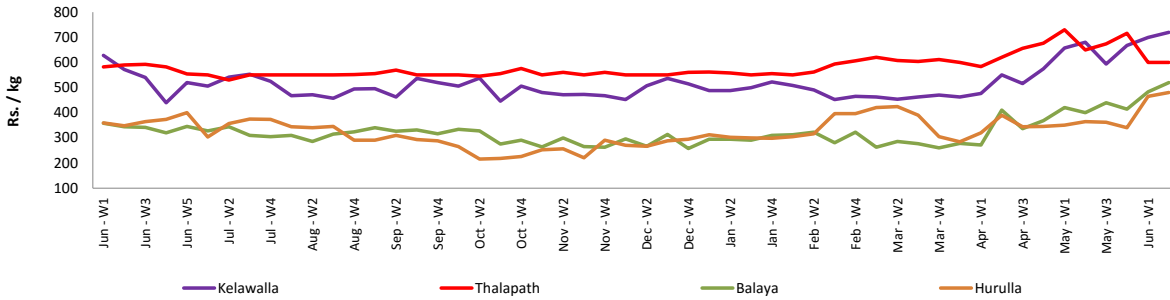
## Fish

Item	Unit	Wholesale				Retail			
		Peliyagoda		Negombo		Peliyagoda		Negombo	
		Previous 5 Days Average	Today	Previous 5 Days Average	Today	Previous 5 Days Average	Today	Previous 5 Days Average	Today
Kelawalla	Rs./Kg	700.00	720.00	650.00	600.00	915.00	980.00	850.00	800.00
Thalapath	Rs./Kg	600.00	600.00	800.00	800.00	750.00	750.00	1050.00	1050.00
Balaya	Rs./Kg	483.00	520.00	383.00	400.00	583.00	620.00	540.00	550.00
Paraw	Rs./Kg	667.00	650.00	550.00	550.00	1120.00	1100.00	750.00	750.00
Salaya	Rs./Kg	178.00	180.00	173.00	140.00	256.00	240.00	243.00	200.00
Hurulla	Rs./Kg	465.00	480.00	417.00	400.00	575.00	580.00	517.00	500.00

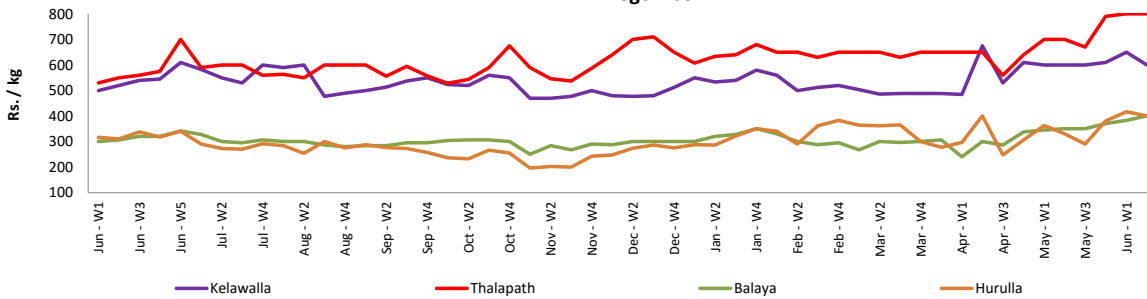
- Price increased by more than 5% compared to previous week average price.
- Price decreased by more than 5% compared to previous week average price.

### Wholesale Prices

#### Peliyagoda

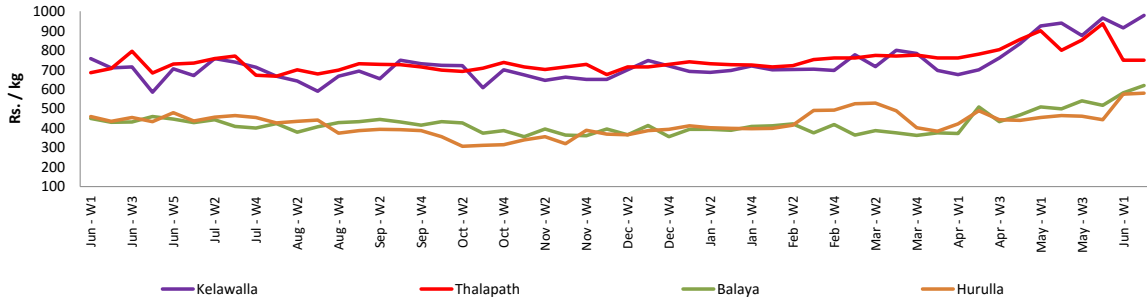


#### Negombo

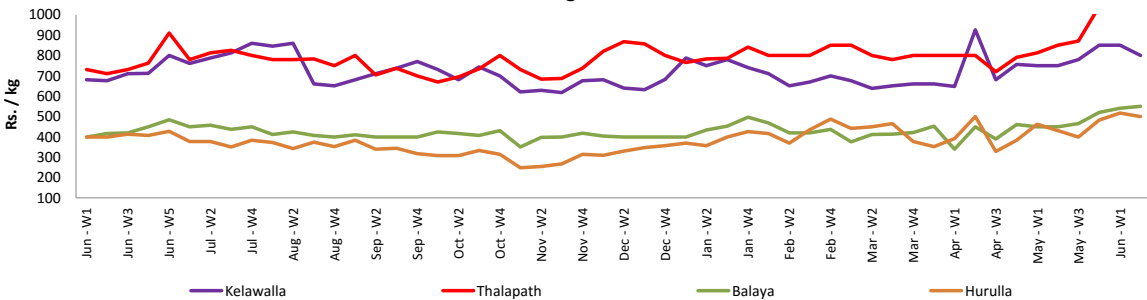


### Retail Prices

#### Peliyagoda



#### Negombo



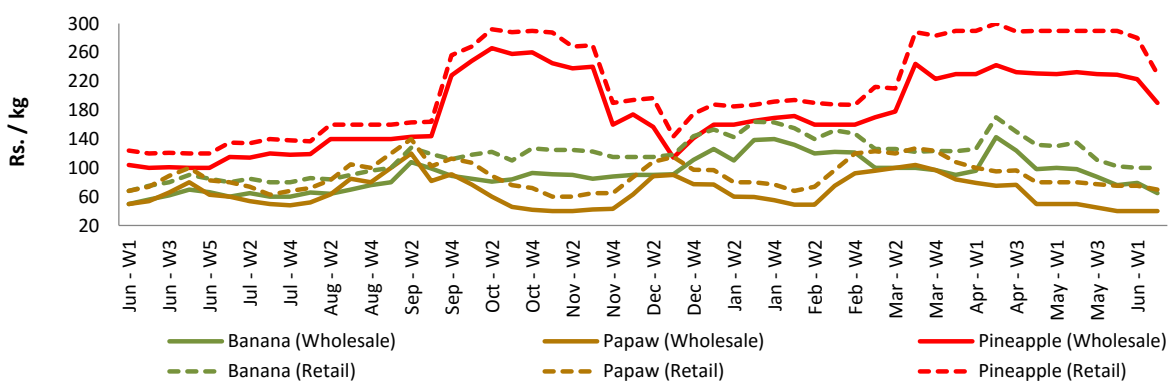
# Wholesale and Retail Prices of Selected Food Commodities - 2017/06/05

## Fruits

Item	Unit	Wholesale		Retail	
		Pettah			
		Previous 5 Days Average	Today	Previous 5 Days Average	Today
Banana (Sour)	Rs./Kg	79.00	65.00	100.00	100.00
Papaw	Rs./Kg	40.00	40.00	75.00	70.00
Pineapple	Rs./Kg	223.00	190.00	280.00	230.00

- Price increased by more than 5% compared to previous week average price.
- Price decreased by more than 5% compared to previous week average price.

### Wholesale & Retail - Pettah



# Wholesale and Retail Prices of Selected Food Commodities - 2017/06/05

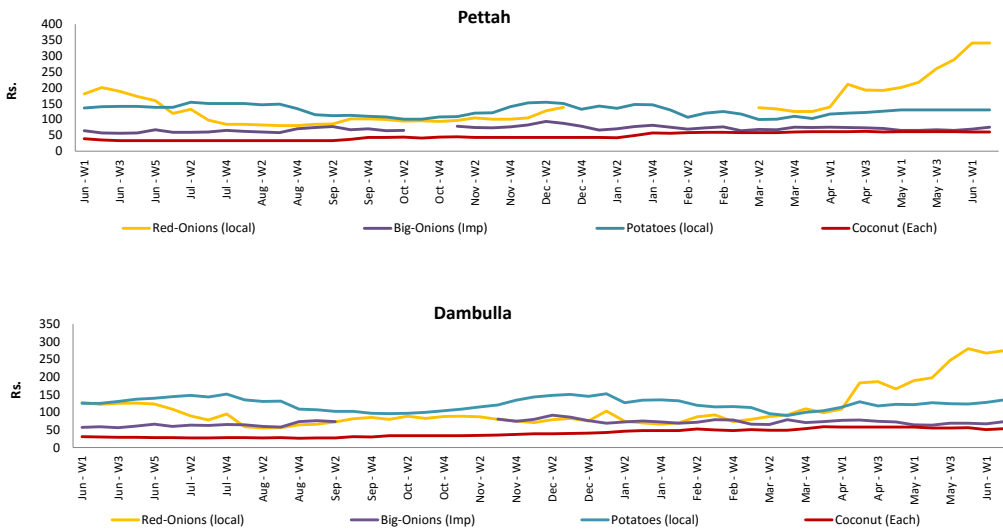
## Other

Item	Unit	Wholesale				Retail			
		Pettah		Dambulla		Pettah		Dambulla	
		Previous 5 Days Average	Today	Previous 5 Days Average	Today	Previous 5 Days Average	Today	Previous 5 Days Average	Today
Red-Onions (local)	Rs./Kg	340.00	340.00	268.00	275.00	384.00	370.00	281.00	288.00
Red-Onions (Imp)	Rs./Kg	295.00	290.00	265.00	278.00	340.00	320.00	278.00	288.00
Big-Onions (local)	Rs./Kg	n.a.	n.a.	n.a.	n.a.	n.a.	n.a.	n.a.	n.a.
Big-Onions (Imp)	Rs./Kg	69.00	75.00	67.00	73.00	84.00	88.00	78.00	83.00
Potatoes (local)	Rs./Kg	130.00	130.00	128.00	135.00	160.00	160.00	141.00	148.00
Potatoes (Imp)	Rs./Kg	90.00	85.00			114.00	115.00		
Dried Chillies (Imp)	Rs./Kg	155.00	155.00	154.00	155.00	190.00	190.00	166.00	168.00
Coconut	Rs./Nut	61.00	60.00	51.00	53.00	73.00	70.00	61.00	63.00
Coconut oil	Rs./Ltr	360.00	360.00			380.00	380.00		
Dhal	Rs./Kg	138.00	138.00			155.00	155.00		
Sugar	Rs./Kg	98.00	98.00			105.00	105.00		
Eggs	Rs./Each	9.00	11.00			10.00	12.00		
Katta	Rs./Kg	800.00	800.00			850.00	850.00		
Sprats	Rs./Kg	500.00	500.00			550.00	550.00		

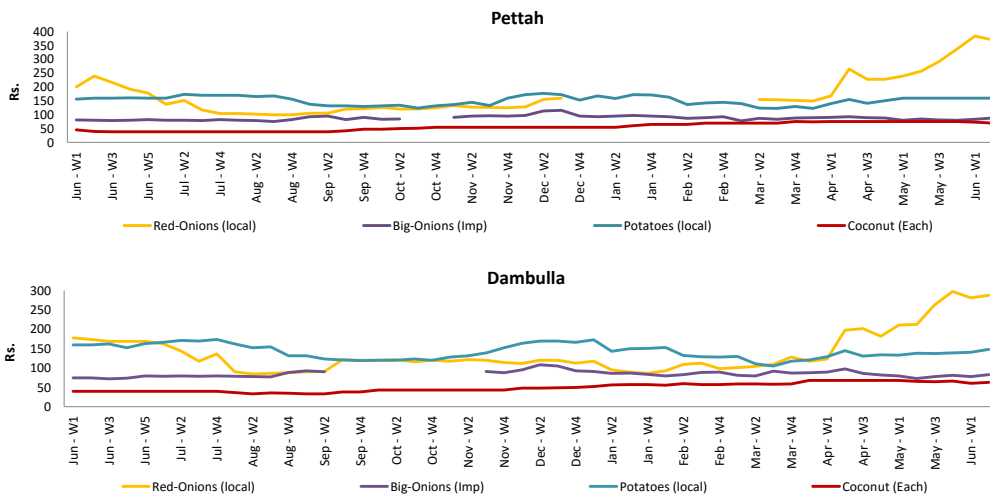
Price increased by more than 5% compared to previous week average price.

Price decreased by more than 5% compared to previous week average price.

### Wholesale Prices



### Retail Prices



\* Prices of food commodities may vary due to quality and markets among other factors.