

## Weekly Summary of Price Developments (From 25 May 2017 to 31 May 2017)



---

### Vegetables

---

- Prices of vegetables exhibited mixed movements during the week.
- The price movements indicated an increasing trend based on current market developments.



---

### Rice

---

- Retail price of Samba, Nadu and Kekulu (Red) recorded a significant increase in the Pettah market exceeding the control price imposed with effect from 17th February 2017.



---

### Fish

---

- Adverse weather conditions prevailing in the country have constrained the fishing activities particularly in areas of Southern and Western coasts.



---

### Fruits

---

- Prices of fruits remained at levels during the week with marginal movements.



---

### Other

---

- Prices of Red-Onions (local) increased in both Dambulla and Pettah markets.
  - Prices of Eggs decreased in the Pettah market due to improved supply conditions.
-



# Wholesale and Retail Prices of Selected Food Commodities - 2017/05/31

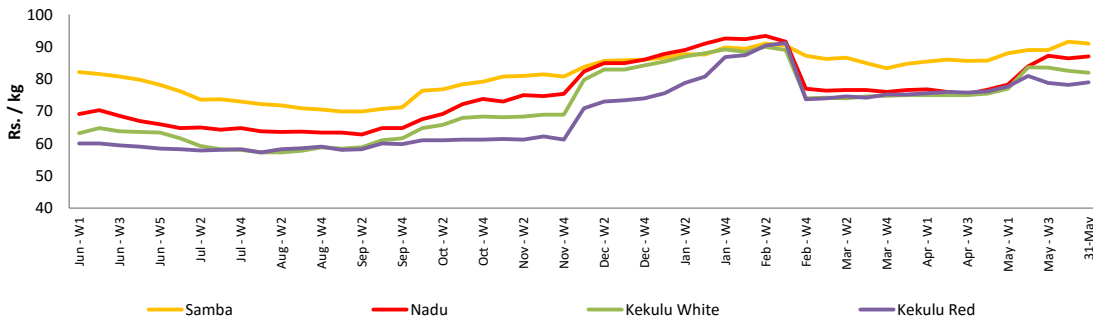
## Rice

Item	Unit	Wholesale				Retail	
		Maradaghamula		Pettah		Pettah	
		Previous 5 Days Average	Today	Previous 5 Days Average	Today	Previous 5 Days Average	Today
Samba	Rs./Kg	91.00	91.00	93.00	93.00	97.00	98.00
Nadu	Rs./Kg	86.00	87.00	83.00	83.00	88.00	88.00
Kekulu White	Rs./Kg	82.00	82.00	81.00	83.00	86.00	88.00
Kekulu Red	Rs./Kg	78.00	79.00	81.00	78.00	87.00	85.00

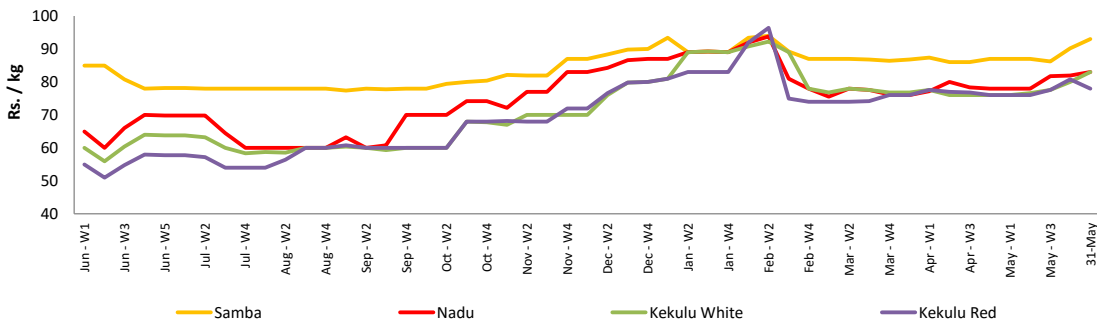
- Price increased by more than 5% compared to previous week average price.
- Price decreased by more than 5% compared to previous week average price.

### Wholesale Prices

#### Marandaghamula

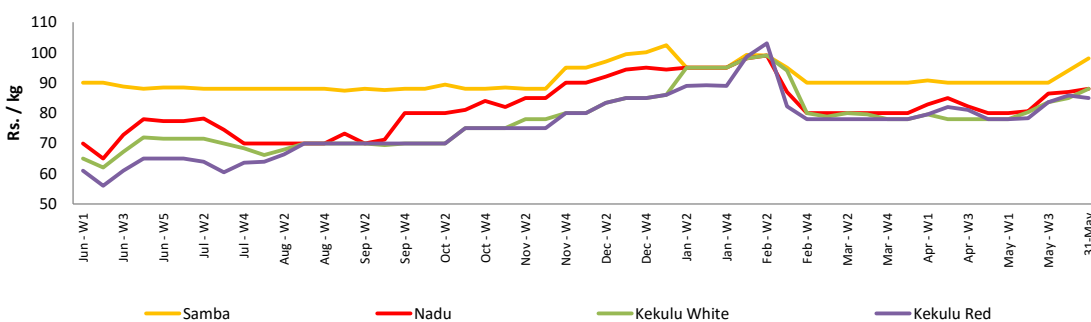


#### Pettah



### Retail Prices

#### Pettah



# Wholesale and Retail Prices of Selected Food Commodities - 2017/05/31

## Fish

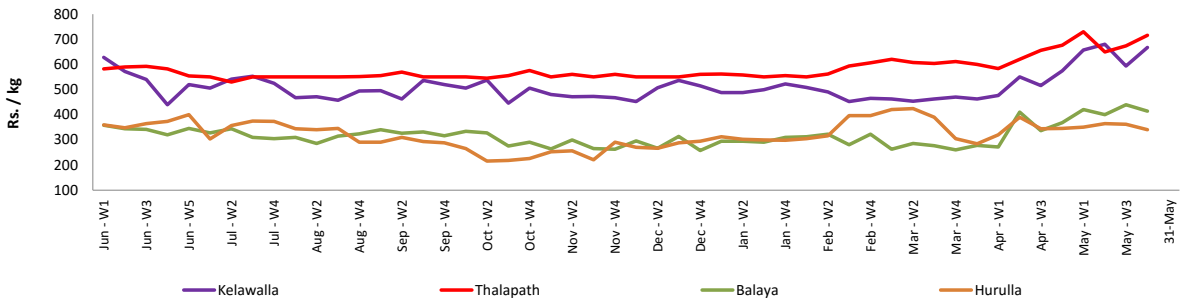
Item	Unit	Wholesale				Retail			
		Peliyagoda		Negombo		Peliyagoda		Negombo	
		Previous 5 Days Average	Today	Previous 5 Days Average	Today	Previous 5 Days Average	Today	Previous 5 Days Average	Today
Kelawalla	Rs./Kg	687.00	n.a.	620.00		960.00	n.a.	850.00	
Thalapath	Rs./Kg	750.00	n.a.	800.00		980.00	n.a.	1050.00	
Balaya	Rs./Kg	424.00	n.a.	370.00	Market did not	524.00	n.a.	524.00	Market did not
Paraw	Rs./Kg	560.00	650.00	550.00	operate	920.00	1060.00	750.00	operate
Salaya	Rs./Kg	162.00	180.00	154.00		238.00	250.00	216.00	
Hurulla	Rs./Kg	357.00	n.a.	390.00		463.00	n.a.	486.00	

\* Restricted activities reported from Peliyagoda market.

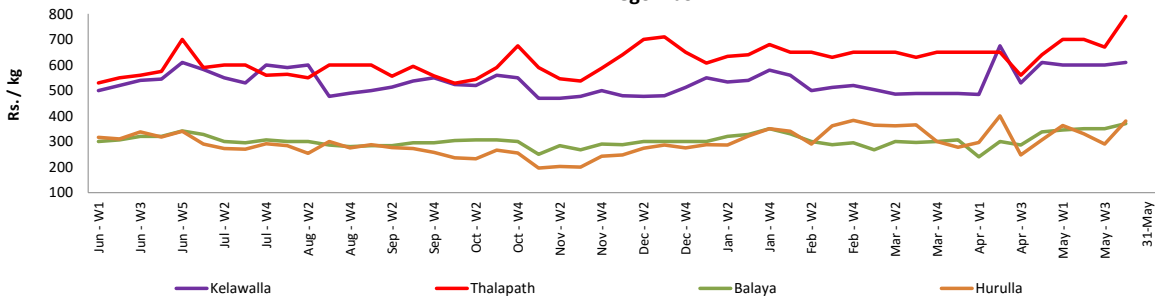
- Price increased by more than 5% compared to previous week average price.
- Price decreased by more than 5% compared to previous week average price.

### Wholesale Prices

#### Peliyagoda

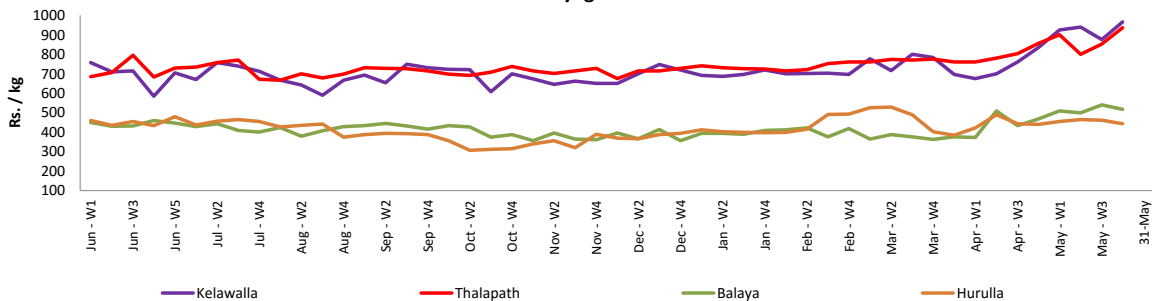


#### Negombo

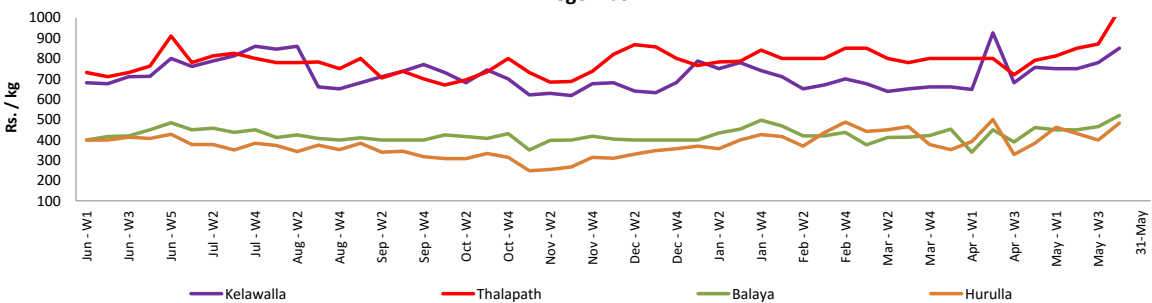


### Retail Prices

#### Peliyagoda



#### Negombo



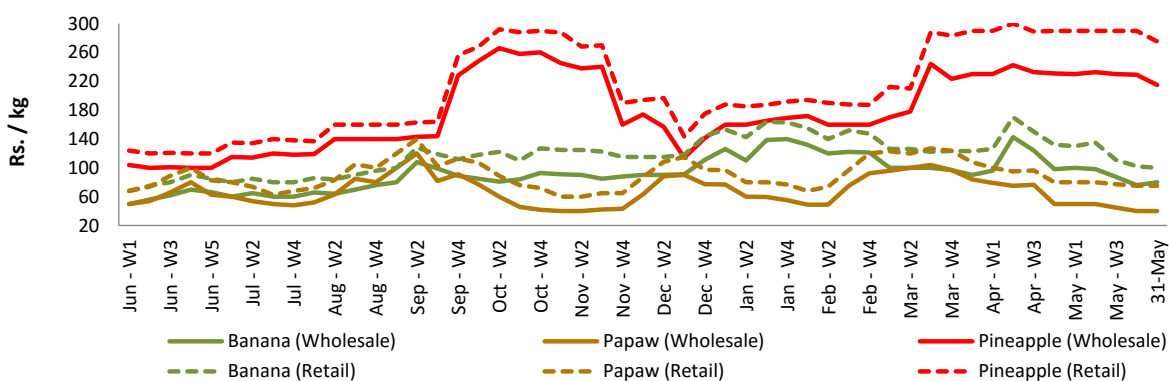
# Wholesale and Retail Prices of Selected Food Commodities - 2017/05/31

## Fruits

Item	Unit	Wholesale		Retail	
		Pettah			
		Previous 5 Days Average	Today	Previous 5 Days Average	Today
Banana (Sour)	Rs./Kg	78.00	80.00	100.00	100.00
Papaw	Rs./Kg	40.00	40.00	75.00	75.00
Pineapple	Rs./Kg	229.00	215.00	290.00	275.00

- Price increased by more than 5% compared to previous week average price.
- Price decreased by more than 5% compared to previous week average price.

### Wholesale & Retail - Pettah



# Wholesale and Retail Prices of Selected Food Commodities - 2017/05/31

## Other

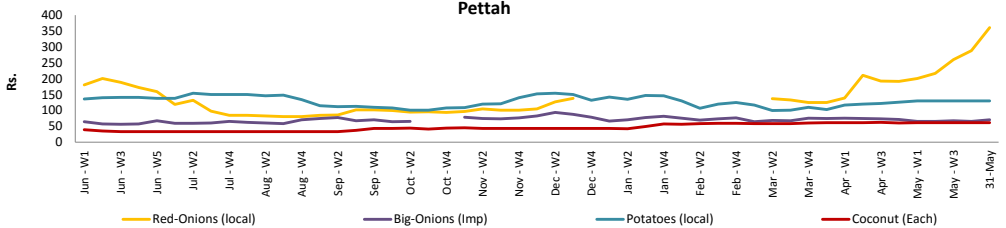
Item	Unit	Wholesale				Retail			
		Pettah		Dambulla		Pettah		Dambulla	
		Previous 5 Days	Today	Previous 5 Days	Today	Previous 5 Days	Today	Previous 5 Days	Today
		Average		Average		Average		Average	
Red-Onions (local)	Rs./Kg	320.00	360.00	278.00	245.00	368.00	400.00	295.00	258.00
Red-Onions (Imp)	Rs./Kg	280.00	n.a.	268.00	265.00	300.00	n.a.	286.00	278.00
Big-Onions (local)	Rs./Kg	n.a.	n.a.	n.a.	n.a.	n.a.	n.a.	n.a.	n.a.
Big-Onions (Imp)	Rs./Kg	67.00	70.00	67.00	68.00	82.00	85.00	79.00	78.00
Potatoes (local)	Rs./Kg	130.00	130.00	124.00	133.00	160.00	160.00	139.00	143.00
Potatoes (Imp)	Rs./Kg	89.00	90.00			115.00	115.00		
Dried Chillies (Imp)	Rs./Kg	152.00	155.00	158.00	148.00	190.00	190.00	170.00	158.00
Coconut	Rs./Nut	61.00	61.00	55.00	53.00	75.00	75.00	65.00	63.00
Coconut oil	Rs./Ltr	360.00	360.00			380.00	380.00		
Dhal	Rs./Kg	138.00	138.00			155.00	155.00		
Sugar	Rs./Kg	98.00	98.00			105.00	105.00		
Eggs	Rs./Each	9.00	9.00			10.00	9.50		
Katta	Rs./Kg	800.00	800.00			850.00	850.00		
Sprats	Rs./Kg	500.00	500.00			550.00	550.00		

Price increased by more than 5% compared to previous week average price.

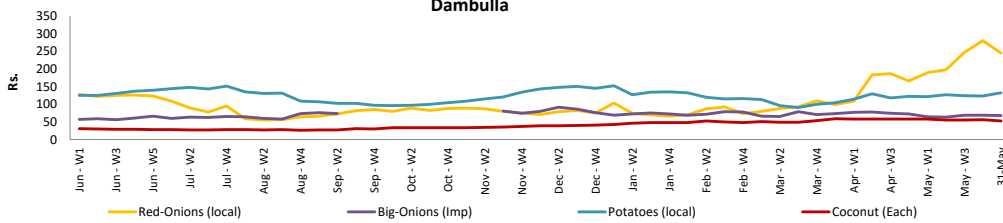
Price decreased by more than 5% compared to previous week average price.

### Wholesale Prices

#### Pettah

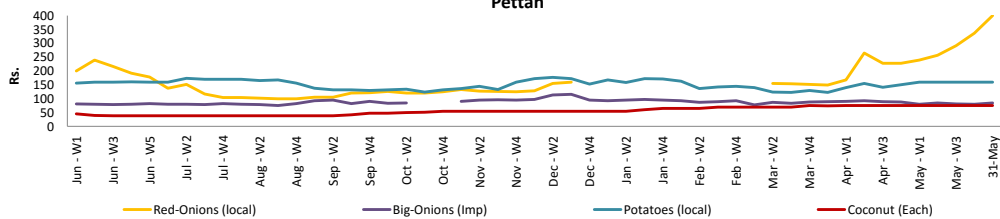


#### Dambulla

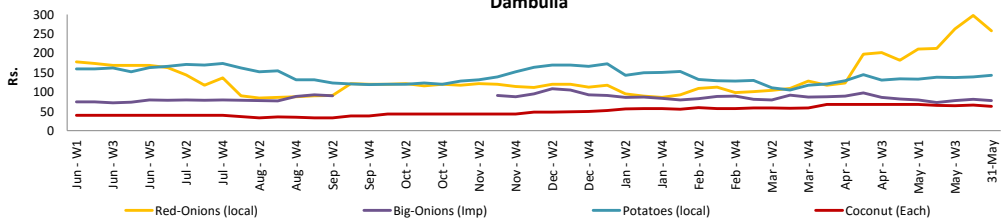


### Retail Prices

#### Pettah



#### Dambulla



\* Prices of food commodities may vary due to quality and markets among other factors.