

Wholesale and Retail Prices of Selected Food Commodities

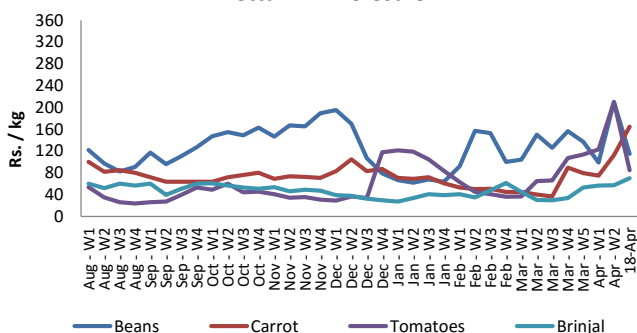


Vegetables

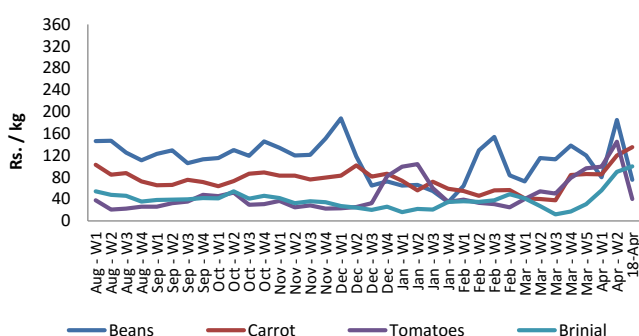
Item	Unit	Pettah				Dambulla			
		Wholesale		Retail		Wholesale		Retail	
		Previous 5 Days Average	18-Apr	Previous 5 Days Average	18-Apr	Previous 5 Days Average	18-Apr	Previous 5 Days Average	18-Apr
Beans	Rs./Kg	148.00	115.00	179.00	150.00	104.00	75.00	124.00	95.00
Carrot	Rs./Kg	111.00	165.00	146.00	200.00	93.00	135.00	114.00	155.00
Cabbage	Rs./Kg	76.00	130.00	119.00	170.00	64.00	95.00	84.00	115.00
Tomatoes	Rs./Kg	150.00	85.00	185.00	120.00	95.00	40.00	115.00	60.00
Brinjal	Rs./Kg	59.00	70.00	101.00	100.00	74.00	100.00	93.00	115.00
Pumpkin	Rs./Kg	56.00	60.00	83.00	80.00	48.00	55.00	68.00	75.00
Snake gourd	Rs./Kg	88.00	80.00	116.00	110.00	59.00	75.00	79.00	95.00

- Price increased by more than 5% compared to previous week average price.
- Price decreased by more than 5% compared to previous week average price.

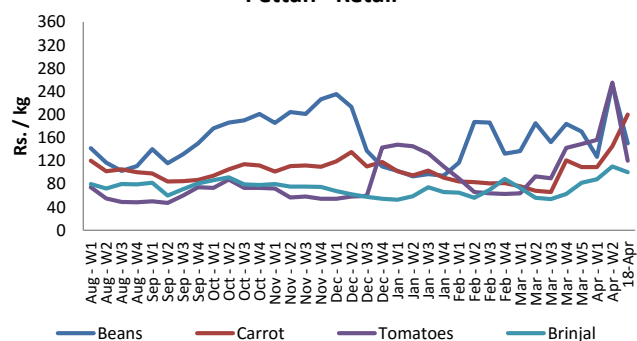
Pettah - Wholesale



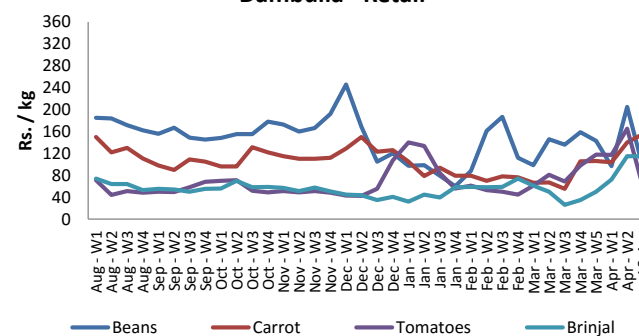
Dambulla - Wholesale



Pettah - Retail



Dambulla - Retail



Wholesale and Retail Prices of Selected Food Commodities

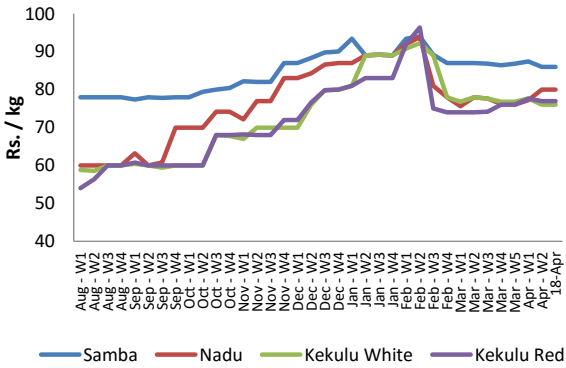


Rice

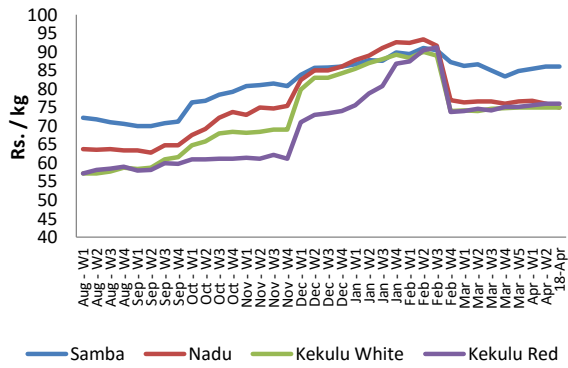
Item	Unit	Pettah				Marandagahamula	
		Wholesale		Retail		Wholesale	
		Previous 5 Days Average	18-Apr	Previous 5 Days Average	18-Apr	Previous 5 Days Average	18-Apr
Samba	Rs./Kg	87.00	86.00	91.00	90.00	86.00	86.00
Nadu	Rs./Kg	79.00	80.00	84.00	85.00	76.00	75.00
Kekulu White	Rs./Kg	77.00	76.00	79.00	78.00	75.00	75.00
Kekulu Red	Rs./Kg	77.00	77.00	81.00	82.00	76.00	76.00

- Price increased by more than 5% compared to previous week average price.
- Price decreased by more than 5% compared to previous week average price.

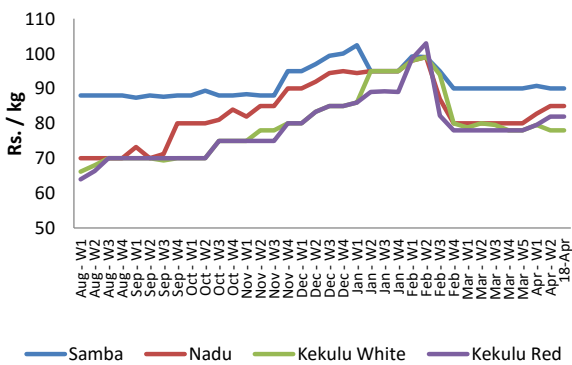
Pettah - Wholesale



Marandagahamula - Wholesale



Pettah - Retail



Wholesale and Retail Prices of Selected Food Commodities

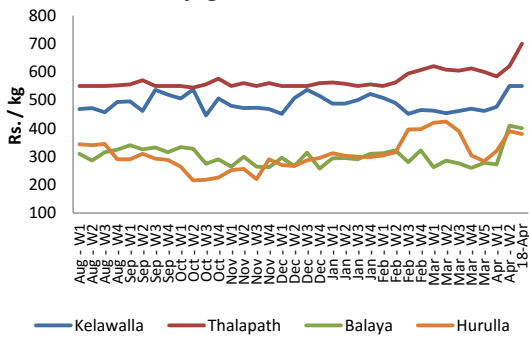


Fish

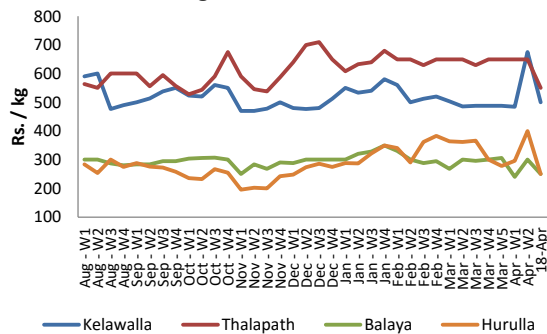
Item	Unit	Peliyagoda Fish Market				Negombo Fish Market			
		Wholesale		Retail		Wholesale		Retail	
		Previous 5 Days Average	18-Apr	Previous 5 Days Average	18-Apr	Previous 5 Days Average	18-Apr	Previous 5 Days Average	18-Apr
Kelawalla	Rs./Kg	502.00	550.00	688.00	780.00	566.00	500.00	766.00	650.00
Thalapath	Rs./Kg	594.00	700.00	764.00	820.00	630.00	550.00	780.00	700.00
Balaya	Rs./Kg	328.00	400.00	432.00	500.00	266.00	250.00	386.00	350.00
Paraw	Rs./Kg	450.00	n.a.	766.00	n.a.	460.00	400.00	650.00	550.00
Salaya	Rs./Kg	86.00	100.00	144.00	160.00	152.00	100.00	216.00	150.00
Hurulla	Rs./Kg	344.00	380.00	444.00	480.00	324.00	250.00	420.00	330.00

- Price increased by more than 5% compared to previous week average price.
- Price decreased by more than 5% compared to previous week average price.

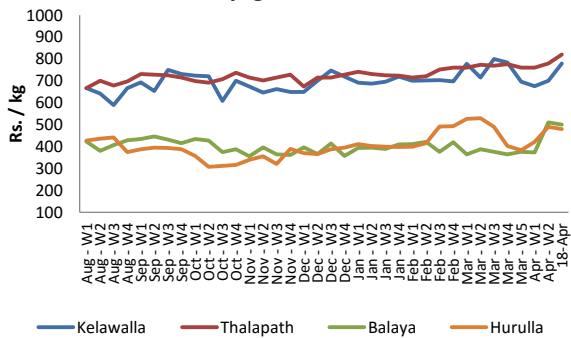
Peliyagoda - Wholesale



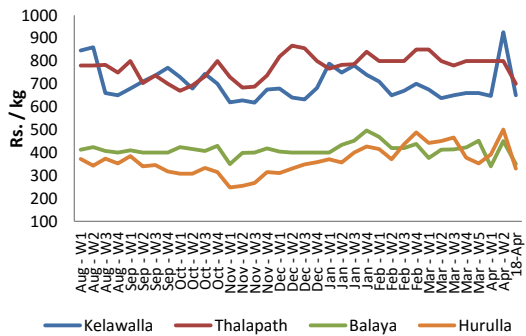
Negombo - Wholesale



Peliyagoda - Retail



Negombo - Retail



Wholesale and Retail Prices of Selected Food Commodities



Fruits

Item	Unit	Pettah			
		Wholesale		Retail	
		Previous 5 Days Average	18-Apr	Previous 5 Days Average	18-Apr
Banana (Sour)	Rs./Kg	122.00	120.00	148.00	160.00
Papaw	Rs./Kg	77.00	75.00	97.00	95.00
Pineapple	Rs./Kg	235.00	230.00	294.00	285.00

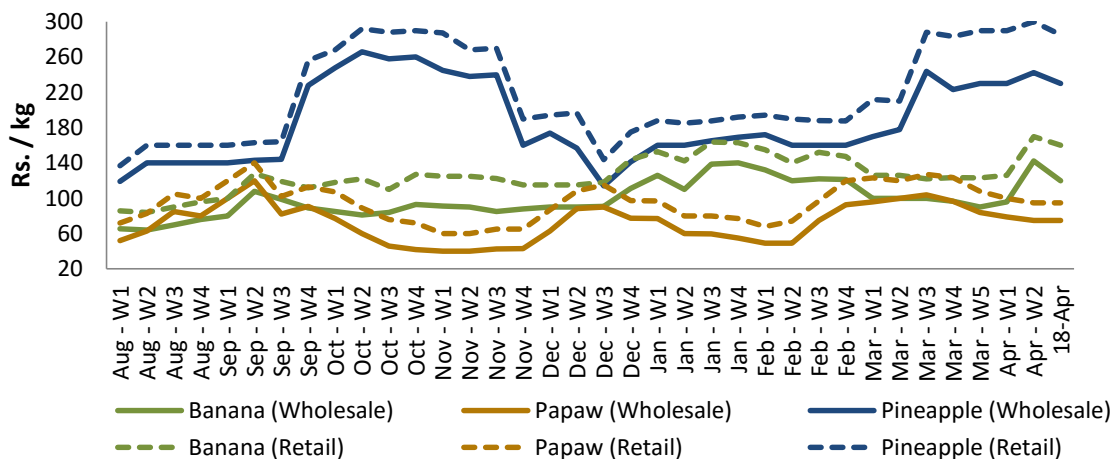


Price increased by more than 5% compared to previous week average price.



Price decreased by more than 5% compared to previous week average price.

Pettah - Wholesale and Retail



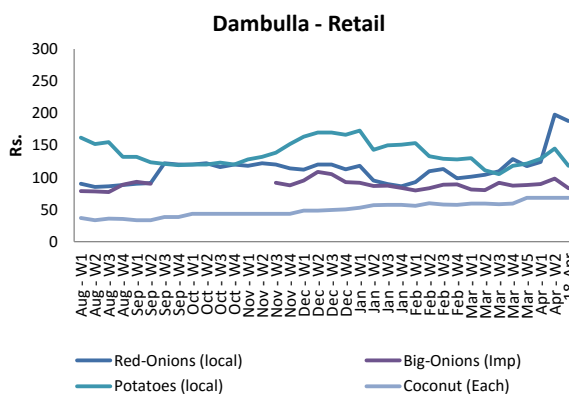
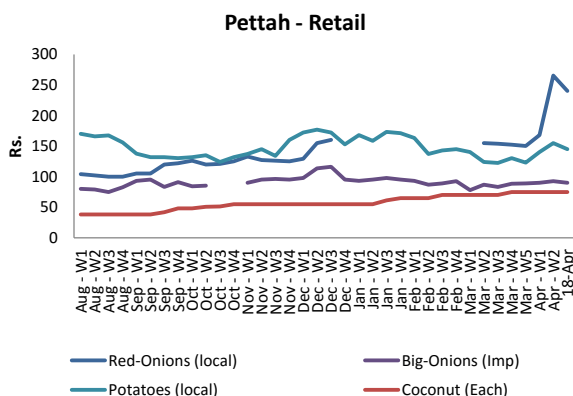
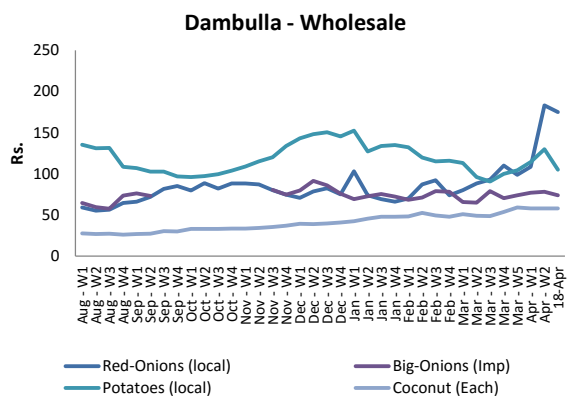
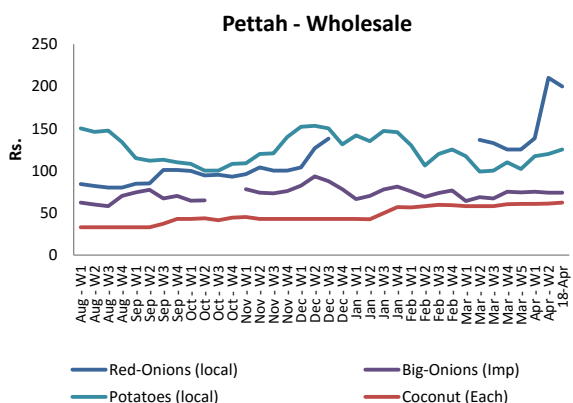
Wholesale and Retail Prices of Selected Food Commodities



Other

Item	Unit	Pettah				Dambulla			
		Wholesale		Retail		Wholesale		Retail	
		Previous 5 Days Average	18-Apr	Previous 5 Days Average	18-Apr	Previous 5 Days Average	18-Apr	Previous 5 Days Average	18-Apr
Red-Onions (local)	Rs./Kg	184.00	200.00	226.00	240.00	141.00	175.00	155.00	188.00
Red-Onions (Imp)	Rs./Kg	180.00	200.00	225.00	240.00	115.00	n.a.	128.00	n.a.
Big-Onions (local)	Rs./Kg	n.a.	n.a.	n.a.	n.a.	n.a.	n.a.	n.a.	n.a.
Big-Onions (Imp)	Rs./Kg	74.00	74.00	91.00	90.00	77.00	74.00	92.00	83.00
Potatoes (local)	Rs./Kg	120.00	125.00	146.00	145.00	125.00	105.00	140.00	118.00
Potatoes (Imp)	Rs./Kg	91.00	90.00	114.00	110.00				
Dried Chillies (Imp)	Rs./Kg	171.00	165.00	224.00	225.00	185.00	185.00	202.00	205.00
Coconut	Rs./Nut	61.00	62.00	75.00	75.00	58.00	58.00	68.00	68.00
Coconut oil	Rs./Ltr	340.00	340.00	364.00	360.00				
Dhal	Rs./Kg	136.00	135.00	155.00	155.00				
Sugar	Rs./Kg	101.00	100.00	110.00	108.00				
Eggs	Rs./Each	13.00	12.00	14.00	13.00				
Katta	Rs./Kg	810.00	800.00	860.00	850.00				
Sprats	Rs./Kg	450.00	450.00	500.00	500.00				

- Price increased by more than 5% compared to previous week average price.
- Price decreased by more than 5% compared to previous week average price.



* Prices of food commodities may vary due to quality and markets among other factors.