

Wholesale and Retail Prices of Selected Food Commodities

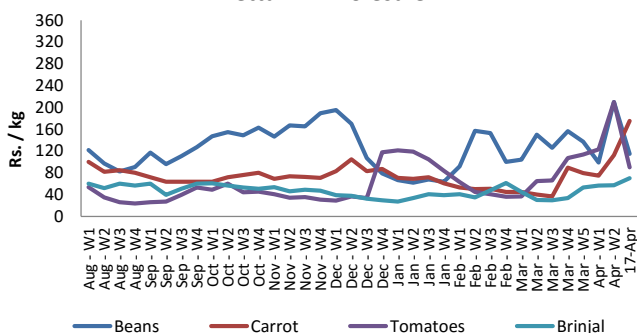


Vegetables

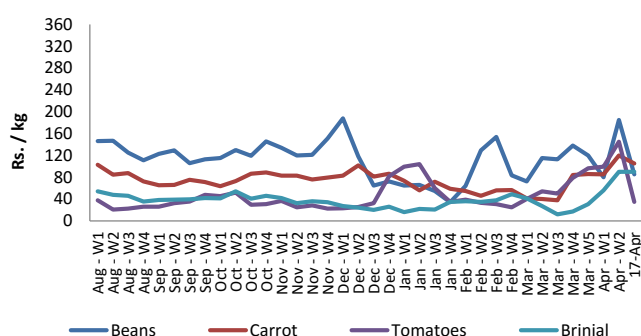
Item	Unit	Pettah				Dambulla			
		Wholesale		Retail		Wholesale		Retail	
		Previous 5 Days Average	17-Apr	Previous 5 Days Average	17-Apr	Previous 5 Days Average	17-Apr	Previous 5 Days Average	17-Apr
Beans	Rs./Kg	144.00	115.00	175.00	140.00	105.00	85.00	124.00	105.00
Carrot	Rs./Kg	90.00	175.00	123.00	220.00	93.00	105.00	114.00	125.00
Cabbage	Rs./Kg	66.00	110.00	107.00	150.00	49.00	105.00	69.00	125.00
Tomatoes	Rs./Kg	158.00	90.00	195.00	115.00	110.00	35.00	130.00	55.00
Brinjal	Rs./Kg	56.00	70.00	96.00	110.00	68.00	90.00	86.00	105.00
Pumpkin	Rs./Kg	55.00	65.00	80.00	90.00	48.00	45.00	65.00	65.00
Snake gourd	Rs./Kg	89.00	85.00	115.00	120.00	60.00	55.00	78.00	75.00

- Price increased by more than 5% compared to previous week average price.
- Price decreased by more than 5% compared to previous week average price.

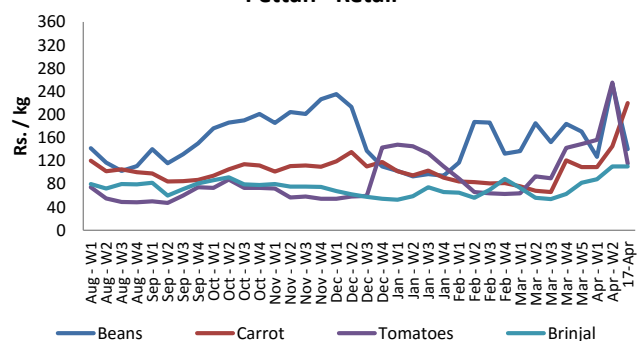
Pettah - Wholesale



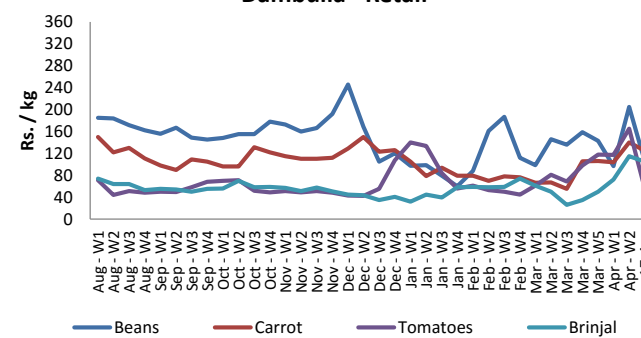
Dambulla - Wholesale



Pettah - Retail



Dambulla - Retail



Wholesale and Retail Prices of Selected Food Commodities

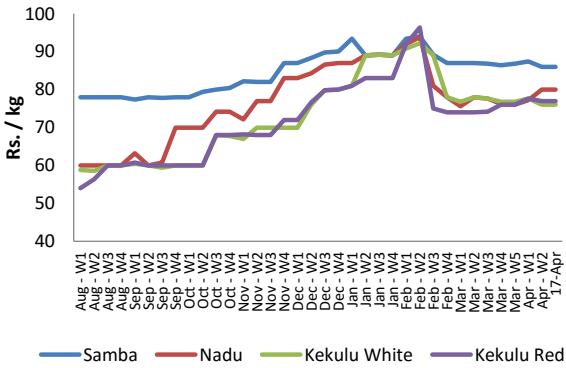


Rice

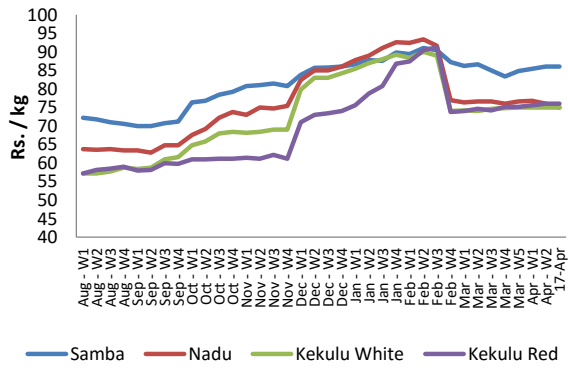
Item	Unit	Pettah				Marandagahamula	
		Wholesale		Retail		Wholesale	
		Previous 5 Days Average	17-Apr	Previous 5 Days Average	17-Apr	Previous 5 Days Average	17-Apr
Samba	Rs./Kg	87.00	86.00	91.00	90.00	86.00	86.00
Nadu	Rs./Kg	79.00	80.00	84.00	85.00	77.00	75.00
Kekulu White	Rs./Kg	77.00	76.00	79.00	78.00	75.00	75.00
Kekulu Red	Rs./Kg	78.00	77.00	81.00	82.00	76.00	76.00

- Price increased by more than 5% compared to previous week average price.
- Price decreased by more than 5% compared to previous week average price.

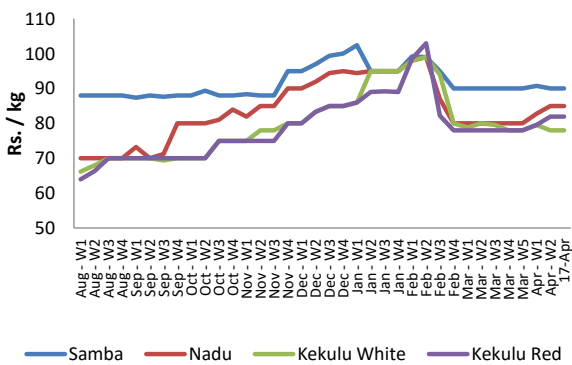
Pettah - Wholesale



Marandagahamula - Wholesale



Pettah - Retail



Wholesale and Retail Prices of Selected Food Commodities

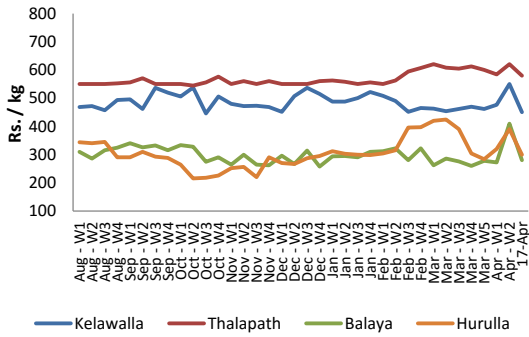


Fish

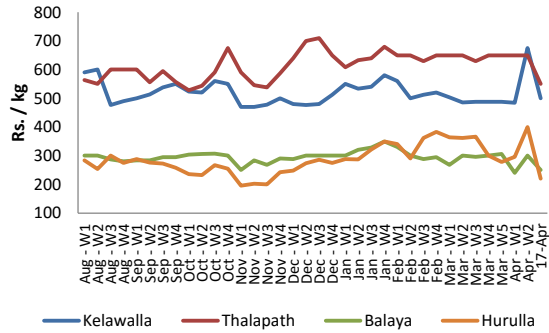
Item	Unit	Peliyagoda Fish Market				Negombo Fish Market			
		Wholesale		Retail		Wholesale		Retail	
		Previous 5 Days Average	17-Apr	Previous 5 Days Average	17-Apr	Previous 5 Days Average	17-Apr	Previous 5 Days Average	17-Apr
Kelawalla	Rs./Kg	504.00	450.00	688.00	680.00	562.00	500.00	762.00	650.00
Thalapath	Rs./Kg	602.00	580.00	768.00	740.00	650.00	550.00	800.00	700.00
Balaya	Rs./Kg	322.00	280.00	426.00	380.00	264.00	250.00	384.00	350.00
Paraw	Rs./Kg	440.00	450.00	804.00	550.00	460.00	400.00	660.00	550.00
Salaya	Rs./Kg	84.00	70.00	144.00	120.00	156.00	100.00	220.00	150.00
Hurulla	Rs./Kg	352.00	300.00	454.00	400.00	340.00	220.00	440.00	300.00

- Price increased by more than 5% compared to previous week average price.
- Price decreased by more than 5% compared to previous week average price.

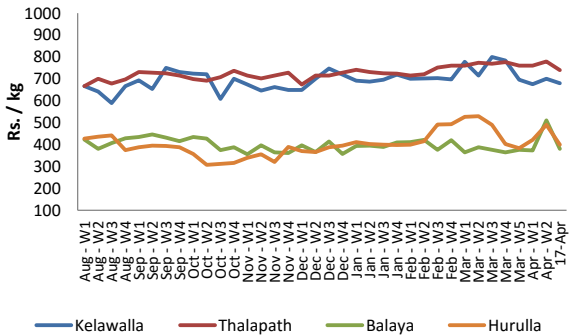
Peliyagoda - Wholesale



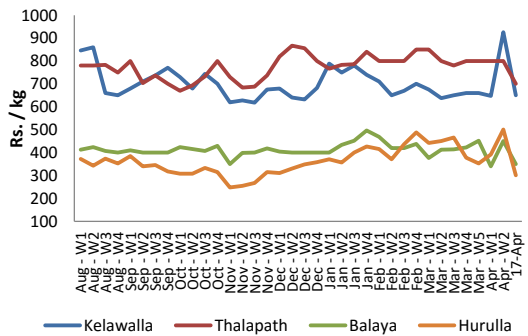
Negombo - Wholesale



Peliyagoda - Retail



Negombo - Retail



Wholesale and Retail Prices of Selected Food Commodities



Fruits

Item	Unit	Pettah			
		Wholesale		Retail	
		Previous 5 Days Average	17-Apr	Previous 5 Days Average	17-Apr
Banana (Sour)	Rs./Kg	114.00	135.00	142.00	160.00
Papaw	Rs./Kg	78.00	75.00	98.00	95.00
Pineapple	Rs./Kg	235.00	230.00	294.00	290.00

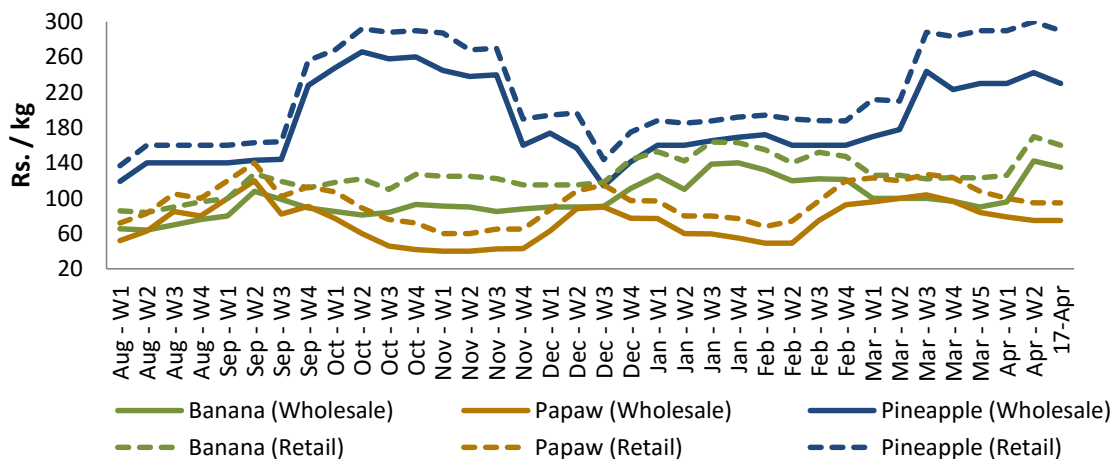


Price increased by more than 5% compared to previous week average price.



Price decreased by more than 5% compared to previous week average price.

Pettah - Wholesale and Retail



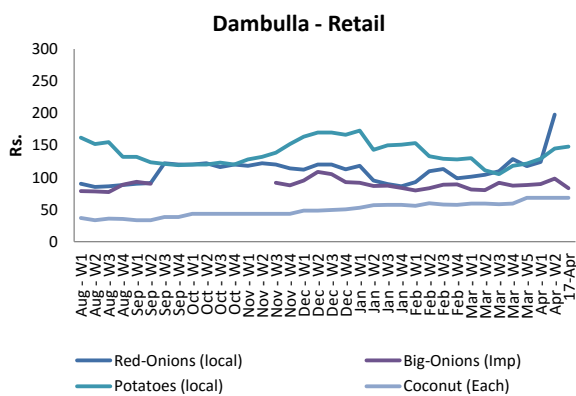
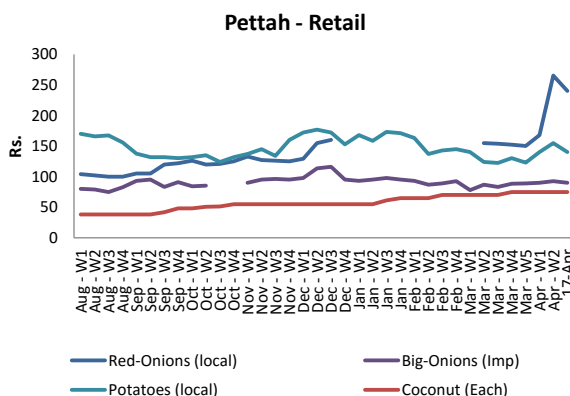
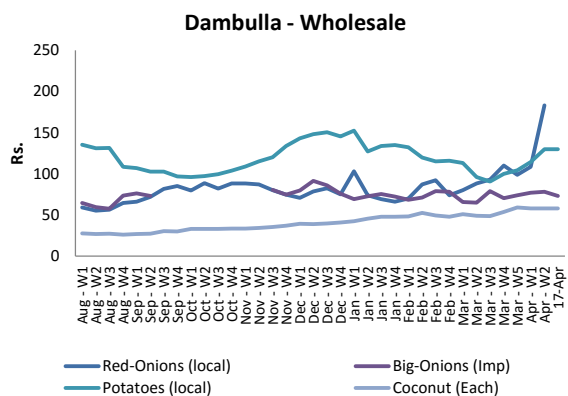
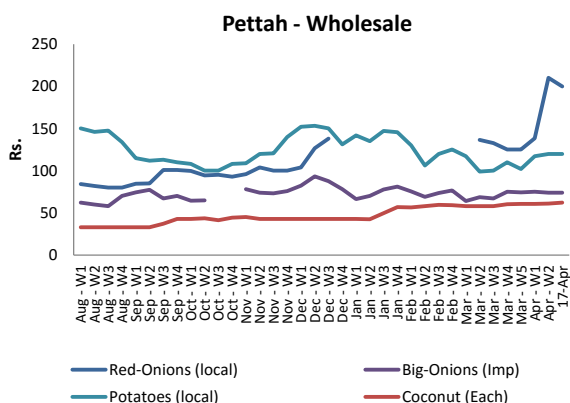
Wholesale and Retail Prices of Selected Food Commodities



Other

Item	Unit	Pettah				Dambulla			
		Wholesale		Retail		Wholesale		Retail	
		Previous 5 Days Average	17-Apr	Previous 5 Days Average	17-Apr	Previous 5 Days Average	17-Apr	Previous 5 Days Average	17-Apr
Red-Onions (local)	Rs./Kg	170.00	200.00	210.00	240.00	132.00	n.a.	147.00	n.a.
Red-Onions (Imp)	Rs./Kg	160.00	200.00	200.00	240.00	n.a.	115.00	n.a.	128.00
Big-Onions (local)	Rs./Kg	n.a.	n.a.	n.a.	n.a.	n.a.	n.a.	n.a.	n.a.
Big-Onions (Imp)	Rs./Kg	75.00	74.00	91.00	90.00	79.00	73.00	93.00	83.00
Potatoes (local)	Rs./Kg	120.00	120.00	146.00	140.00	123.00	130.00	136.00	148.00
Potatoes (Imp)	Rs./Kg	91.00	90.00	114.00	110.00				
Dried Chillies (Imp)	Rs./Kg	172.00	165.00	226.00	220.00	185.00	175.00	204.00	188.00
Coconut	Rs./Nut	61.00	62.00	75.00	75.00	58.00	58.00	68.00	68.00
Coconut oil	Rs./Ltr	340.00	340.00	364.00	360.00				
Dhal	Rs./Kg	137.00	135.00	155.00	155.00				
Sugar	Rs./Kg	100.00	103.00	110.00	110.00				
Eggs	Rs./Each	13.00	13.00	14.00	14.00				
Katta	Rs./Kg	815.00	800.00	865.00	850.00				
Sprats	Rs./Kg	450.00	450.00	500.00	500.00				

- Price increased by more than 5% compared to previous week average price.
- Price decreased by more than 5% compared to previous week average price.



* Prices of food commodities may vary due to quality, markets and type of products used, among other factors.