

Wholesale and Retail Prices of Selected Food Commodities

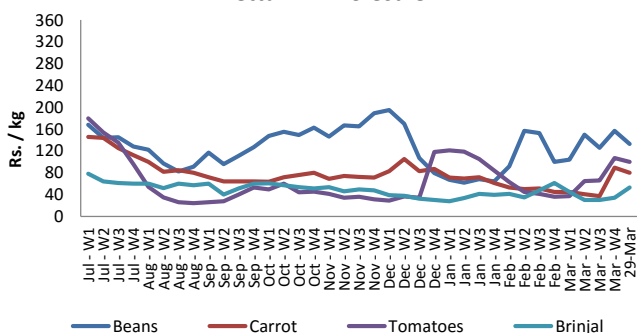


Vegetables

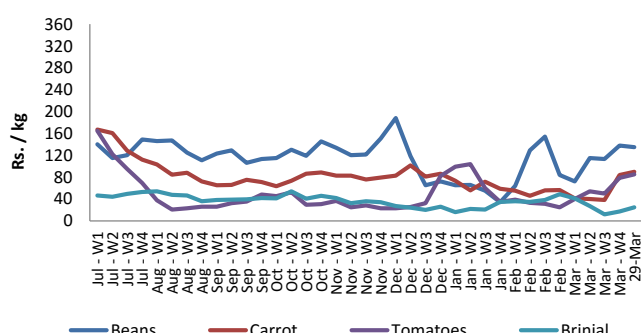
Item	Unit	Pettah				Dambulla			
		Wholesale		Retail		Wholesale		Retail	
		Previous 5 Days Average	29-Mar	Previous 5 Days Average	29-Mar	Previous 5 Days Average	29-Mar	Previous 5 Days Average	29-Mar
Beans	Rs./Kg	147.00	133.00	181.00	160.00	131.00	135.00	153.00	155.00
Carrot	Rs./Kg	88.00	80.00	120.00	113.00	90.00	90.00	111.00	110.00
Cabbage	Rs./Kg	35.00	37.00	65.00	68.00	40.00	43.00	61.00	65.00
Tomatoes	Rs./Kg	115.00	100.00	153.00	140.00	87.00	85.00	108.00	115.00
Brinjal	Rs./Kg	42.00	53.00	72.00	83.00	18.00	25.00	35.00	45.00
Pumpkin	Rs./Kg	81.00	75.00	105.00	100.00	67.00	58.00	85.00	75.00
Snake gourd	Rs./Kg	92.00	93.00	122.00	120.00	68.00	68.00	88.00	88.00

- Price increased by more than 5% compared to previous week average price.
- Price decreased by more than 5% compared to previous week average price.

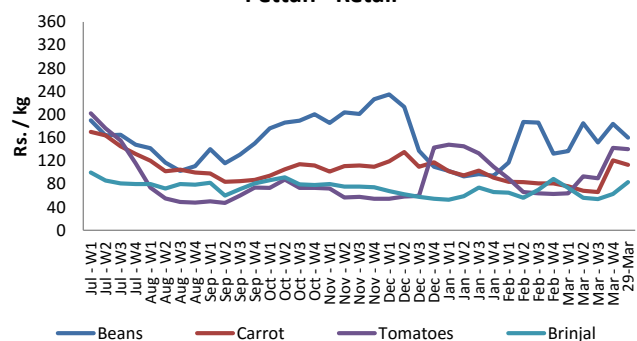
Pettah - Wholesale



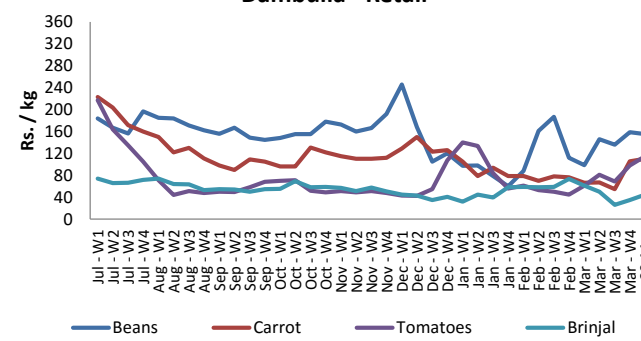
Dambulla - Wholesale



Pettah - Retail



Dambulla - Retail



Wholesale and Retail Prices of Selected Food Commodities

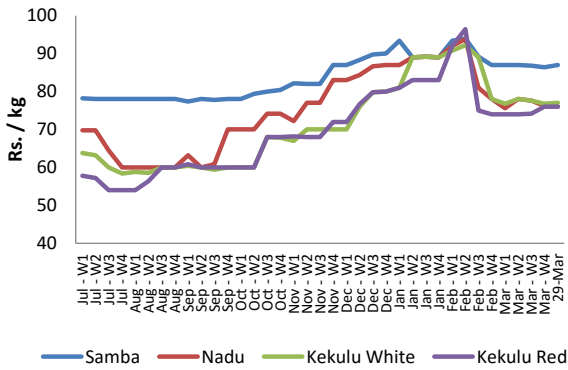


Rice

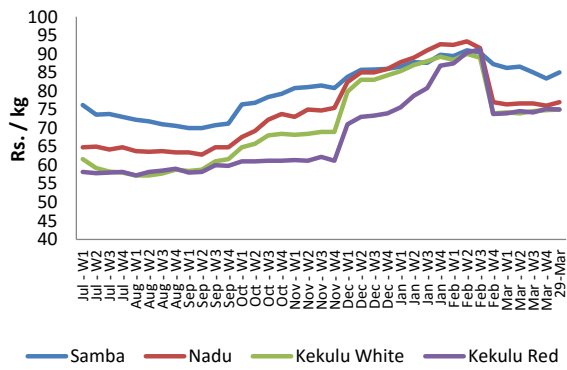
Item	Unit	Pettah				Marandagahamula	
		Wholesale		Retail		Wholesale	
		Previous 5 Days Average	29-Mar	Previous 5 Days Average	29-Mar	Previous 5 Days Average	29-Mar
Samba	Rs./Kg	87.00	87.00	90.00	90.00	83.00	85.00
Nadu	Rs./Kg	76.00	76.00	80.00	80.00	76.00	77.00
Kekulu White	Rs./Kg	77.00	77.00	78.00	78.00	75.00	75.00
Kekulu Red	Rs./Kg	76.00	76.00	78.00	78.00	76.00	75.00

- Price increased by more than 5% compared to previous week average price.
- Price decreased by more than 5% compared to previous week average price.

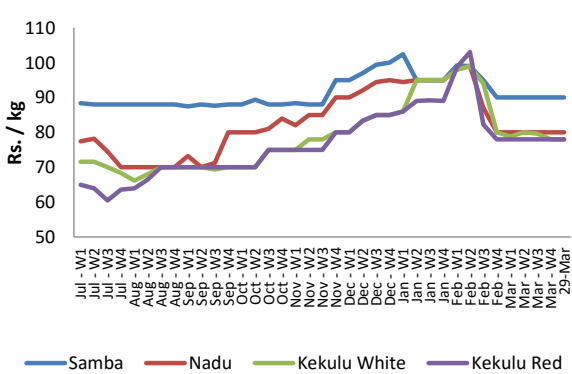
Pettah - Wholesale



Marandagahamula - Wholesale



Pettah - Retail



Wholesale and Retail Prices of Selected Food Commodities

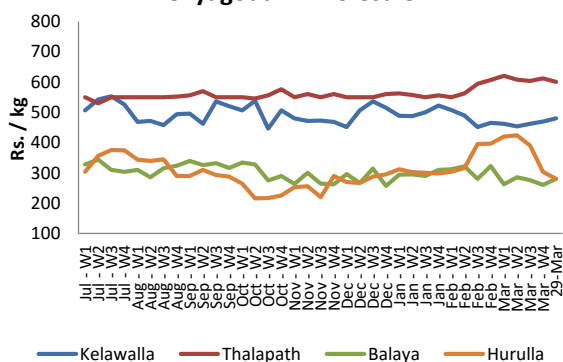


Fish

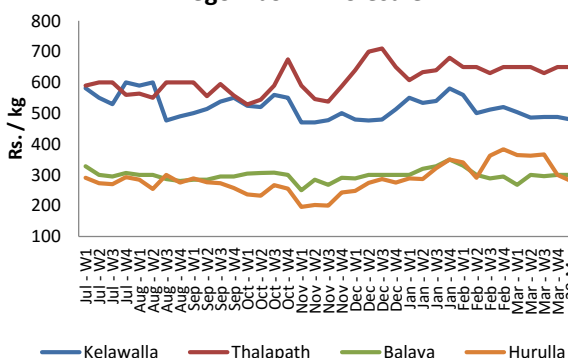
Item	Unit	Peliyagoda Fish Market				Negombo Fish Market			
		Wholesale		Retail		Wholesale		Retail	
		Previous 5 Days Average	29-Mar	Previous 5 Days Average	29-Mar	Previous 5 Days Average	29-Mar	Previous 5 Days Average	29-Mar
Kelawalla	Rs./Kg	468.00	480.00	744.00	680.00	492.00	480.00	660.00	650.00
Thalapath	Rs./Kg	612.00	600.00	768.00	760.00	650.00	650.00	800.00	800.00
Balaya	Rs./Kg	254.00	280.00	360.00	380.00	306.00	300.00	436.00	450.00
Paraw	Rs./Kg	460.00	400.00	740.00	720.00	448.00	430.00	610.00	600.00
Salaya	Rs./Kg	74.00	90.00	132.00	140.00	104.00	120.00	154.00	170.00
Hurulla	Rs./Kg	282.00	280.00	378.00	380.00	254.00	280.00	324.00	350.00

- Price increased by more than 5% compared to previous week average price.
- Price decreased by more than 5% compared to previous week average price.

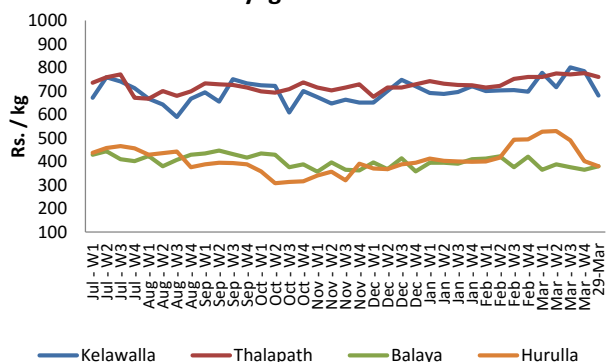
Peliyagoda - Wholesale



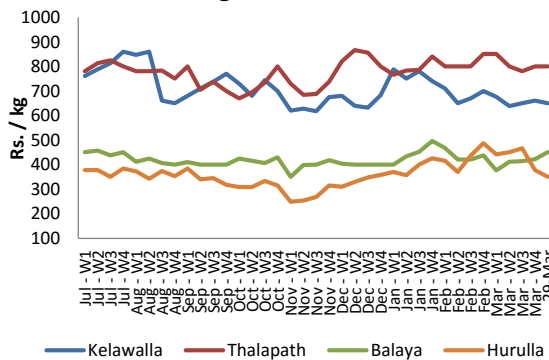
Negombo - Wholesale



Peliyagoda - Retail



Negombo - Retail



Wholesale and Retail Prices of Selected Food Commodities

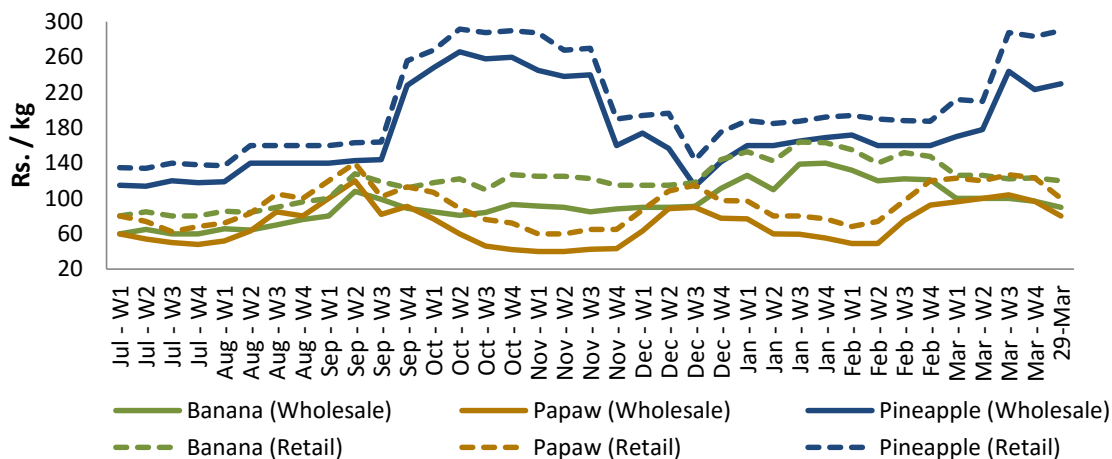


Fruits

Item	Unit	Pettah			
		Wholesale		Retail	
		Previous 5 Days Average	29-Mar	Previous 5 Days Average	29-Mar
Banana (Sour)	Rs./Kg	92.00	90.00	124.00	120.00
Papaw	Rs./Kg	92.00	80.00	120.00	100.00
Pineapple	Rs./Kg	230.00	230.00	290.00	290.00

- Price increased by more than 5% compared to previous week average price.
- Price decreased by more than 5% compared to previous week average price.

Pettah - Wholesale and Retail



Wholesale and Retail Prices of Selected Food Commodities



Other

Item	Unit	Pettah				Dambulla			
		Wholesale		Retail		Wholesale		Retail	
		Previous 5 Days Average	29-Mar	Previous 5 Days Average	29-Mar	Previous 5 Days Average	29-Mar	Previous 5 Days Average	29-Mar
Red-Onions (local)	Rs./Kg	127.00	125.00	152.00	150.00	100.00	105.00	120.00	118.00
Red-Onions (Imp)	Rs./Kg	123.00	n.a.	150.00	n.a.	90.00	73.00	113.00	83.00
Big-Onions (local)	Rs./Kg	n.a.	n.a.	n.a.	n.a.	n.a.	n.a.	n.a.	n.a.
Big-Onions (Imp)	Rs./Kg	74.00	74.00	88.00	90.00	74.00	73.00	91.00	88.00
Potatoes (local)	Rs./Kg	105.00	100.00	125.00	120.00	105.00	103.00	123.00	118.00
Potatoes (Imp)	Rs./Kg	77.00	75.00	90.00	90.00				
Dried Chillies (Imp)	Rs./Kg	170.00	170.00	231.00	230.00	193.00	195.00	213.00	213.00
Coconut	Rs./Nut	61.00	61.00	75.00	75.00	55.00	63.00	62.00	73.00
Coconut oil	Rs./Ltr	336.00	340.00	360.00	360.00				
Dhal	Rs./Kg	138.00	137.00	155.00	155.00				
Sugar	Rs./Kg	100.00	99.00	106.00	105.00				
Eggs	Rs./Each	13.00	13.00	14.00	14.00				
Katta	Rs./Kg	775.00	775.00	825.00	825.00				
Sprats	Rs./Kg	458.00	450.00	504.00	500.00				

- Price increased by more than 5% compared to previous week average price.
- Price decreased by more than 5% compared to previous week average price.

