

Wholesale and Retail Prices of Selected Food Commodities

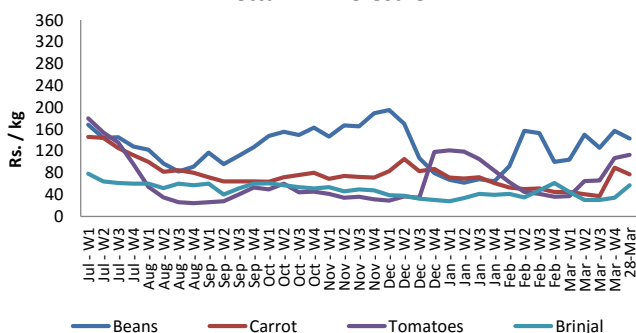


Vegetables

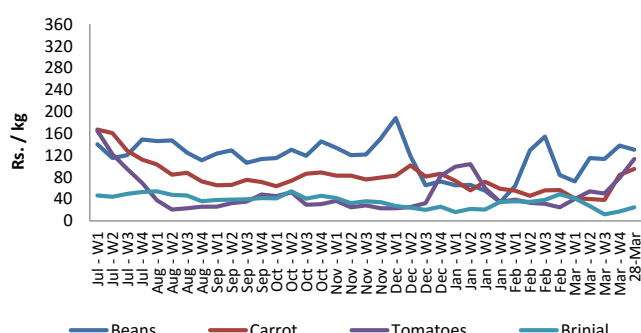
Item	Unit	Pettah				Dambulla			
		Wholesale		Retail		Wholesale		Retail	
		Previous 5 Days Average	28-Mar	Previous 5 Days Average	28-Mar	Previous 5 Days Average	28-Mar	Previous 5 Days Average	28-Mar
Beans	Rs./Kg	151.00	143.00	182.00	183.00	134.00	130.00	155.00	155.00
Carrot	Rs./Kg	86.00	77.00	117.00	105.00	84.00	95.00	105.00	115.00
Cabbage	Rs./Kg	32.00	48.00	63.00	70.00	40.00	45.00	61.00	65.00
Tomatoes	Rs./Kg	109.00	113.00	147.00	147.00	82.00	113.00	101.00	128.00
Brinjal	Rs./Kg	37.00	57.00	67.00	80.00	16.00	25.00	33.00	45.00
Pumpkin	Rs./Kg	76.00	83.00	104.00	97.00	65.00	65.00	83.00	85.00
Snake gourd	Rs./Kg	95.00	90.00	127.00	105.00	72.00	65.00	90.00	85.00

- Price increased by more than 5% compared to previous week average price.
- Price decreased by more than 5% compared to previous week average price.

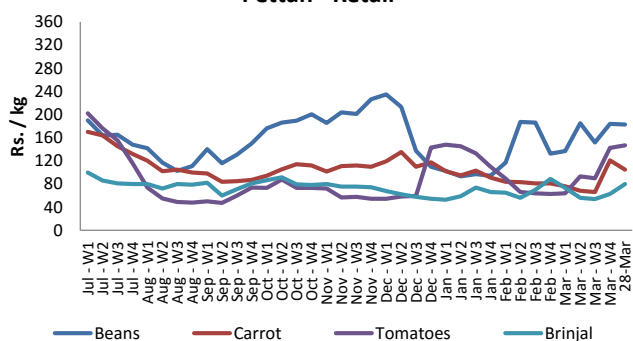
Pettah - Wholesale



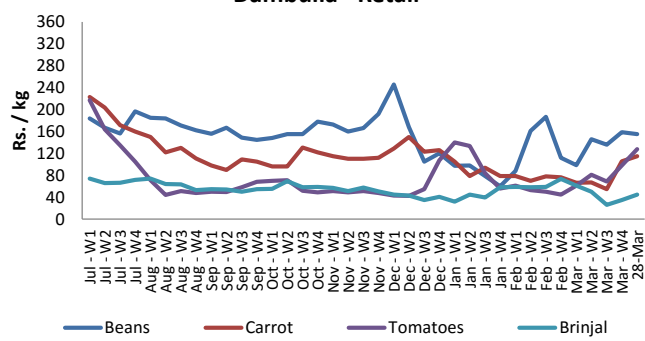
Dambulla - Wholesale



Pettah - Retail



Dambulla - Retail



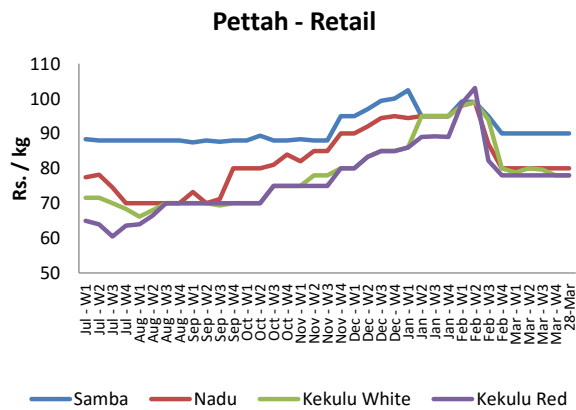
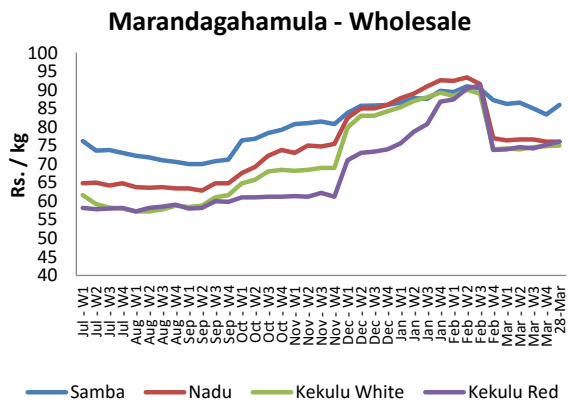
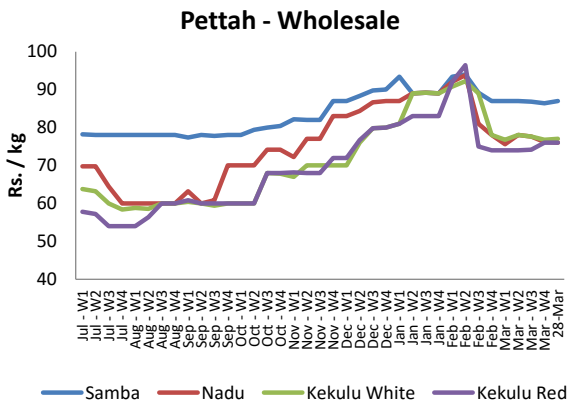
Wholesale and Retail Prices of Selected Food Commodities



Rice

Item	Unit	Pettah				Marandagahamula	
		Wholesale		Retail		Wholesale	
		Previous 5 Days Average	28-Mar	Previous 5 Days Average	28-Mar	Previous 5 Days Average	28-Mar
Samba	Rs./Kg	86.00	87.00	90.00	90.00	83.00	86.00
Nadu	Rs./Kg	76.00	76.00	80.00	80.00	76.00	76.00
Kekulu White	Rs./Kg	77.00	77.00	78.00	78.00	75.00	75.00
Kekulu Red	Rs./Kg	76.00	76.00	78.00	78.00	75.00	76.00

- Price increased by more than 5% compared to previous week average price.
- Price decreased by more than 5% compared to previous week average price.



Wholesale and Retail Prices of Selected Food Commodities

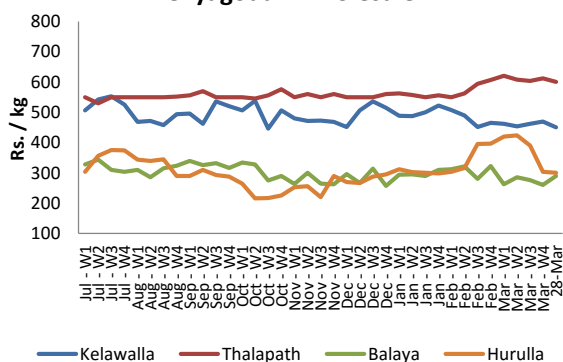


Fish

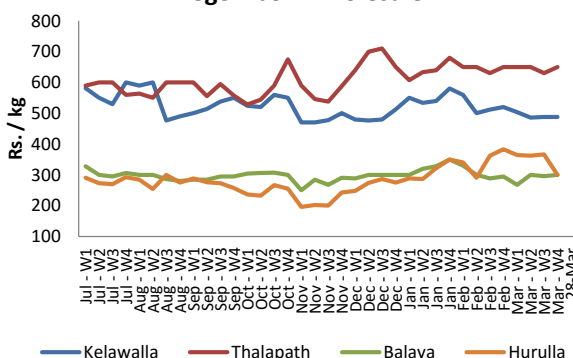
Item	Unit	Peliyagoda Fish Market				Negombo Fish Market			
		Wholesale		Retail		Wholesale		Retail	
		Previous 5 Days Average	28-Mar	Previous 5 Days Average	28-Mar	Previous 5 Days Average	27-Mar	Previous 5 Days Average	27-Mar
Kelawalla	Rs./Kg	476.00	450.00	772.00	680.00	488.00	520.00	660.00	700.00
Thalapath	Rs./Kg	612.00	600.00	772.00	760.00	650.00	650.00	800.00	800.00
Balaya	Rs./Kg	254.00	290.00	360.00	380.00	300.00	330.00	422.00	460.00
Paraw	Rs./Kg	453.00	450.00	760.00	760.00	446.00	480.00	600.00	650.00
Salaya	Rs./Kg	84.00	70.00	144.00	120.00	108.00	120.00	156.00	170.00
Hurulla	Rs./Kg	292.00	300.00	390.00	400.00	300.00	300.00	378.00	380.00

- Price increased by more than 5% compared to previous week average price.
- Price decreased by more than 5% compared to previous week average price.

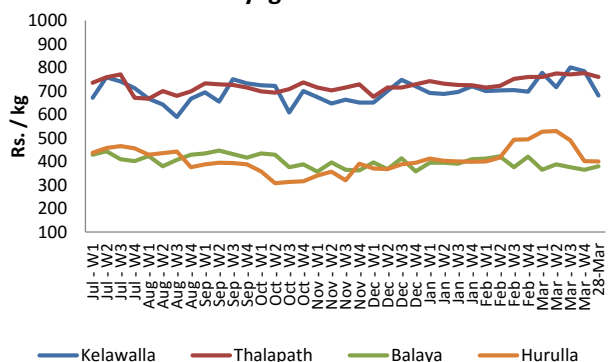
Peliyagoda - Wholesale



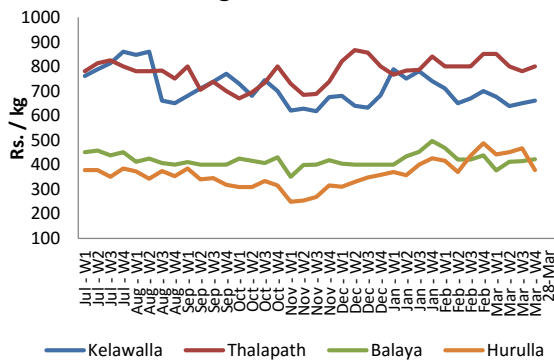
Negombo - Wholesale



Peliyagoda - Retail



Negombo - Retail



Wholesale and Retail Prices of Selected Food Commodities

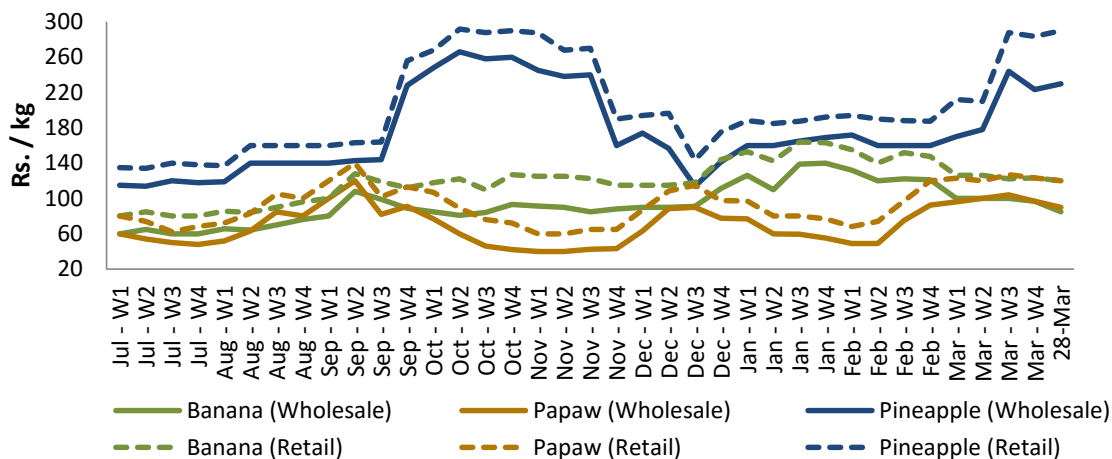


Fruits

Item	Unit	Pettah			
		Wholesale		Retail	
		Previous 5 Days Average	28-Mar	Previous 5 Days Average	28-Mar
Banana (Sour)	Rs./Kg	95.00	85.00	124.00	120.00
Papaw	Rs./Kg	95.00	90.00	123.00	120.00
Pineapple	Rs./Kg	225.00	230.00	285.00	290.00

- Price increased by more than 5% compared to previous week average price.
- Price decreased by more than 5% compared to previous week average price.

Pettah - Wholesale and Retail



Wholesale and Retail Prices of Selected Food Commodities



Other

Item	Unit	Pettah				Dambulla			
		Wholesale		Retail		Wholesale		Retail	
		Previous 5 Days Average	28-Mar	Previous 5 Days Average	28-Mar	Previous 5 Days Average	28-Mar	Previous 5 Days Average	28-Mar
Red-Onions (local)	Rs./Kg	126.00	125.00	152.00	150.00	108.00	80.00	127.00	110.00
Red-Onions (Imp)	Rs./Kg	123.00	n.a.	150.00	n.a.	93.00	n.a.	113.00	n.a.
Big-Onions (local)	Rs./Kg	n.a.	n.a.	n.a.	n.a.	n.a.	n.a.	n.a.	n.a.
Big-Onions (Imp)	Rs./Kg	75.00	74.00	88.00	90.00	73.00	75.00	88.00	95.00
Potatoes (local)	Rs./Kg	107.00	100.00	127.00	120.00	110.00	100.00	128.00	118.00
Potatoes (Imp)	Rs./Kg	77.00	78.00	90.00	90.00				
Dried Chillies (Imp)	Rs./Kg	170.00	170.00	232.00	230.00	195.00	185.00	213.00	213.00
Coconut	Rs./Nut	60.00	61.00	75.00	75.00	54.00	58.00	60.00	68.00
Coconut oil	Rs./Ltr	336.00	340.00	360.00	360.00				
Dhal	Rs./Kg	138.00	138.00	155.00	155.00				
Sugar	Rs./Kg	100.00	99.00	106.00	105.00				
Eggs	Rs./Each	13.00	13.00	14.00	14.00				
Katta	Rs./Kg	775.00	775.00	825.00	825.00				
Sprats	Rs./Kg	466.00	450.00	508.00	500.00				

- Price increased by more than 5% compared to previous week average price.
- Price decreased by more than 5% compared to previous week average price.

