

## Wholesale and Retail Prices of Selected Food Commodities

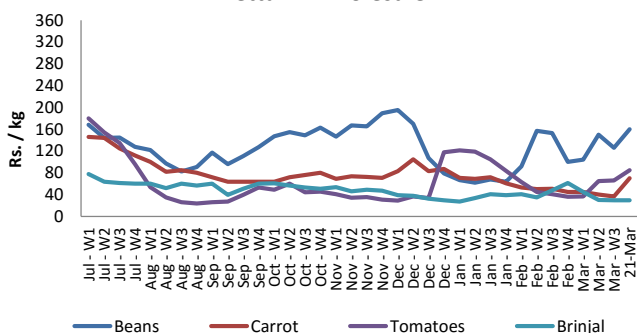


### Vegetables

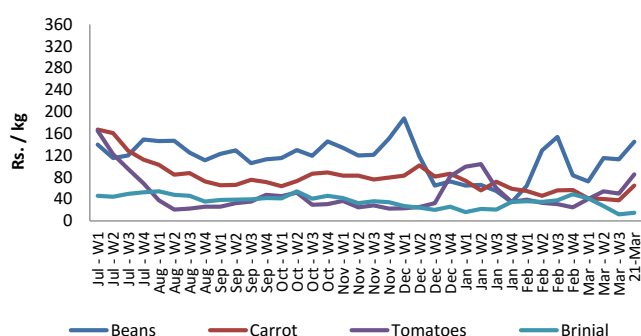
Item	Unit	Pettah				Dambulla			
		Wholesale		Retail		Wholesale		Retail	
		Previous 5 Days Average	21-Mar	Previous 5 Days Average	21-Mar	Previous 5 Days Average	21-Mar	Previous 5 Days Average	21-Mar
Beans	Rs./Kg	138.00	160.00	164.00	190.00	117.00	145.00	137.00	165.00
Carrot	Rs./Kg	46.00	70.00	79.00	90.00	48.00	65.00	65.00	85.00
Cabbage	Rs./Kg	34.00	30.00	64.00	60.00	23.00	45.00	39.00	65.00
Tomatoes	Rs./Kg	75.00	85.00	100.00	120.00	55.00	85.00	74.00	95.00
Brinjal	Rs./Kg	32.00	30.00	57.00	55.00	14.00	15.00	30.00	35.00
Pumpkin	Rs./Kg	63.00	60.00	88.00	90.00	54.00	55.00	73.00	75.00
Snake gourd	Rs./Kg	96.00	105.00	123.00	130.00	65.00	85.00	83.00	95.00

- Price increased by more than 5% compared to previous week average price.
- Price decreased by more than 5% compared to previous week average price.

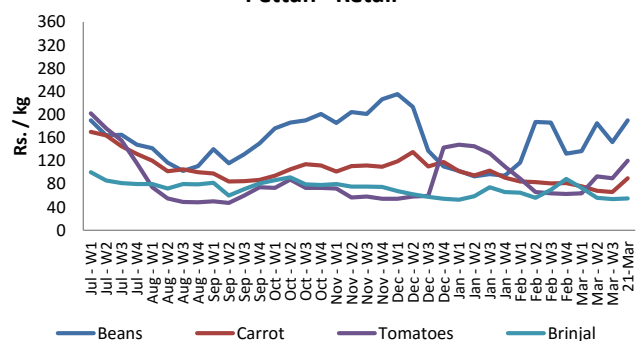
**Pettah - Wholesale**



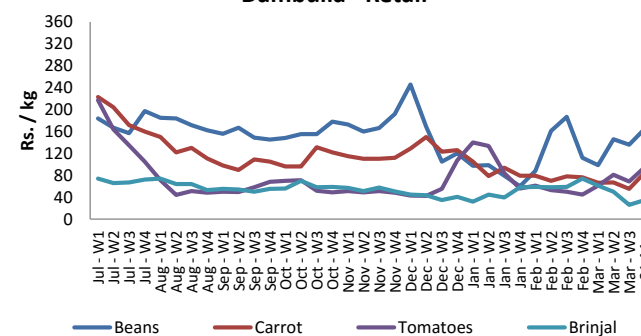
**Dambulla - Wholesale**



**Pettah - Retail**



**Dambulla - Retail**



## Wholesale and Retail Prices of Selected Food Commodities

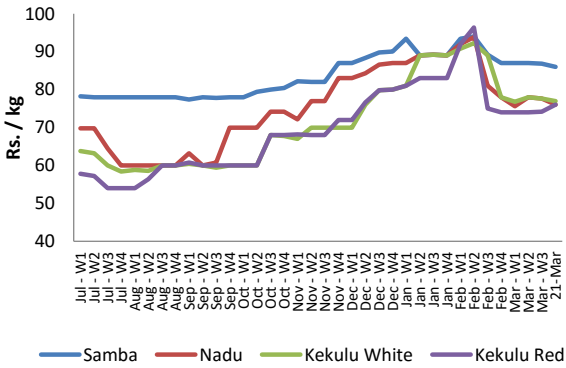


### Rice

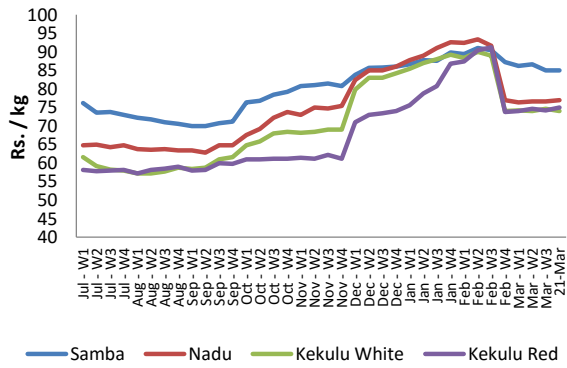
Item	Unit	Pettah				Marandagahamula	
		Wholesale		Retail		Wholesale	
		Previous 5 Days Average	21-Mar	Previous 5 Days Average	21-Mar	Previous 5 Days Average	21-Mar
Samba	Rs./Kg	87.00	86.00	90.00	90.00	85.00	85.00
Nadu	Rs./Kg	77.00	76.00	80.00	80.00	77.00	77.00
Kekulu White	Rs./Kg	77.00	77.00	79.00	78.00	74.00	74.00
Kekulu Red	Rs./Kg	75.00	76.00	78.00	78.00	74.00	75.00

- Price increased by more than 5% compared to previous week average price.
- Price decreased by more than 5% compared to previous week average price.

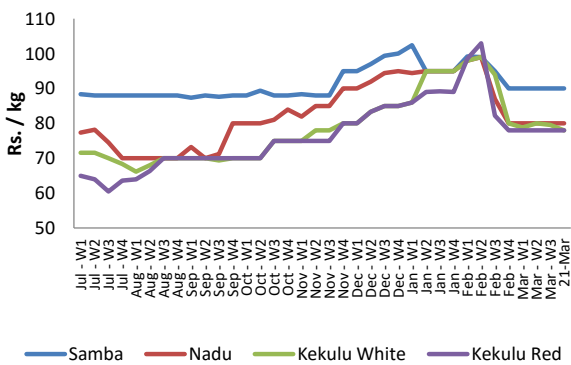
**Pettah - Wholesale**



**Marandagahamula - Wholesale**



**Pettah - Retail**



## Wholesale and Retail Prices of Selected Food Commodities

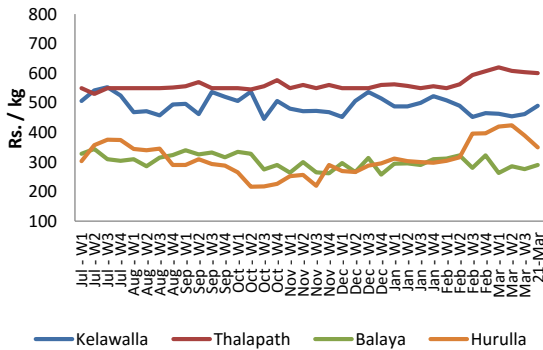


### Fish

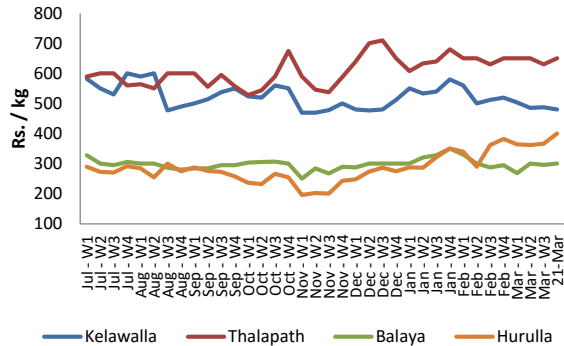
Item	Unit	Peliyagoda Fish Market				Negombo Fish Market			
		Wholesale		Retail		Wholesale		Retail	
		Previous 5 Days Average	21-Mar	Previous 5 Days Average	21-Mar	Previous 5 Days Average	21-Mar	Previous 5 Days Average	21-Mar
Kelawalla	Rs./Kg	460.00	490.00	808.00	820.00	496.00	480.00	666.00	650.00
Thalapath	Rs./Kg	614.00	600.00	782.00	780.00	630.00	650.00	780.00	800.00
Balaya	Rs./Kg	272.00	290.00	372.00	380.00	296.00	300.00	418.00	420.00
Paraw	Rs./Kg	406.00	420.00	704.00	840.00	470.00	450.00	640.00	600.00
Salaya	Rs./Kg	84.00	120.00	148.00	180.00	124.00	120.00	174.00	160.00
Hurulla	Rs./Kg	384.00	350.00	484.00	460.00	372.00	400.00	472.00	500.00

- Price increased by more than 5% compared to previous week average price.
- Price decreased by more than 5% compared to previous week average price.

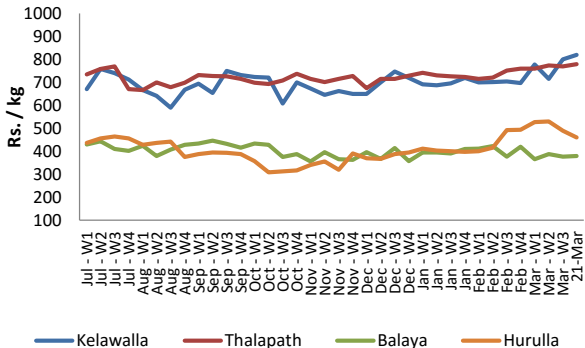
**Peliyagoda - Wholesale**



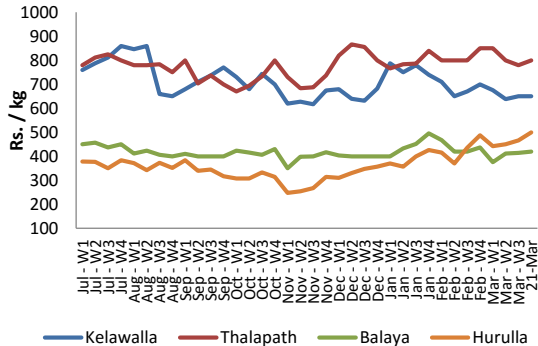
**Negombo - Wholesale**



**Peliyagoda - Retail**



**Negombo - Retail**



## Wholesale and Retail Prices of Selected Food Commodities

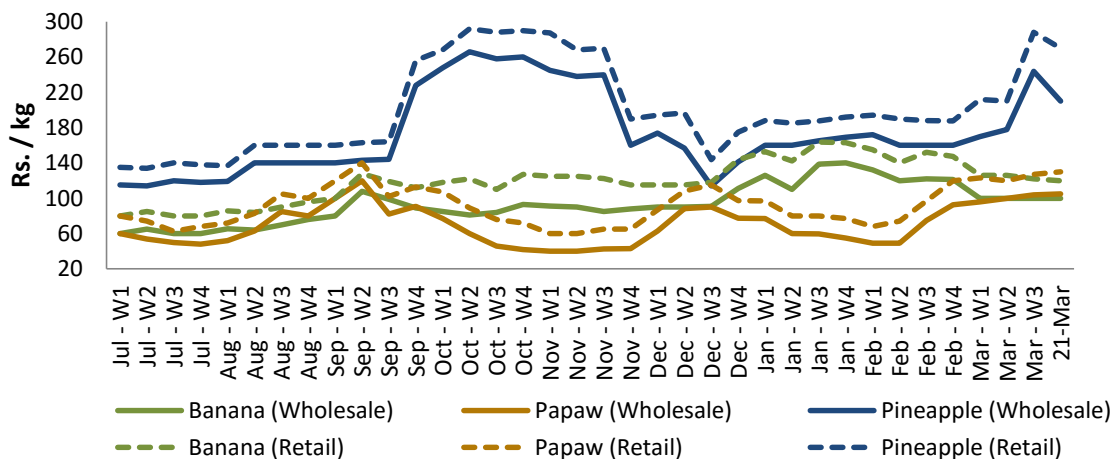


### Fruits

Item	Unit	Pettah			
		Wholesale		Retail	
		Previous 5 Days Average	21-Mar	Previous 5 Days Average	21-Mar
Banana (Sour)	Rs./Kg	100.00	100.00	122.00	120.00
Papaw	Rs./Kg	104.00	105.00	127.00	130.00
Pineapple	Rs./Kg	244.00	210.00	288.00	270.00

- Price increased by more than 5% compared to previous week average price.
- Price decreased by more than 5% compared to previous week average price.

Pettah - Wholesale and Retail



## Wholesale and Retail Prices of Selected Food Commodities



### Other

Item	Unit	Pettah				Dambulla			
		Wholesale		Retail		Wholesale		Retail	
		Previous 5 Days Average	21-Mar	Previous 5 Days Average	21-Mar	Previous 5 Days Average	21-Mar	Previous 5 Days Average	21-Mar
Red-Onions (local)	Rs./Kg	129.00	120.00	152.00	150.00	103.00	120.00	120.00	143.00
Red-Onions (Imp)	Rs./Kg	132.00	n.a.	153.00	n.a.	82.00	95.00	95.00	113.00
Big-Onions (local)	Rs./Kg	n.a.	n.a.	n.a.	n.a.	n.a.	n.a.	n.a.	n.a.
Big-Onions (Imp)	Rs./Kg	70.00	77.00	85.00	90.00	75.00	68.00	90.00	80.00
Potatoes (local)	Rs./Kg	100.00	n.a.	123.00	n.a.	94.00	n.a.	109.00	n.a.
Potatoes (Imp)	Rs./Kg	70.00	78.00	84.00	90.00				
Dried Chillies (Imp)	Rs./Kg	207.00	170.00	245.00	235.00	198.00	198.00	215.00	213.00
Coconut	Rs./Nut	59.00	60.00	71.00	75.00	51.00	53.00	59.00	59.00
Coconut oil	Rs./Ltr	334.00	340.00	360.00	360.00				
Dhal	Rs./Kg	136.00	137.00	153.00	155.00				
Sugar	Rs./Kg	99.00	98.00	108.00	105.00				
Eggs	Rs./Each	13.00	13.00	14.00	14.00				
Katta	Rs./Kg	775.00	n.a.	825.00	n.a.				
Sprats	Rs./Kg	464.00	490.00	514.00	520.00				

- Price increased by more than 5% compared to previous week average price.
- Price decreased by more than 5% compared to previous week average price.

