

Wholesale and Retail Prices of Selected Food Commodities

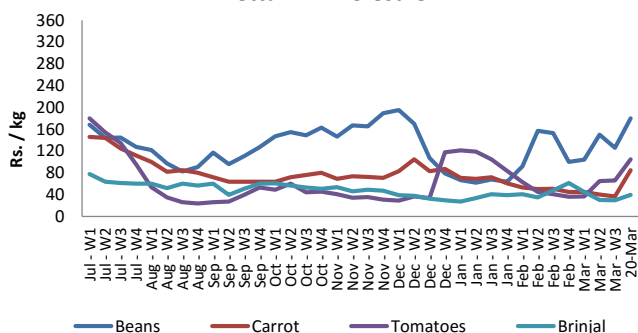


Vegetables

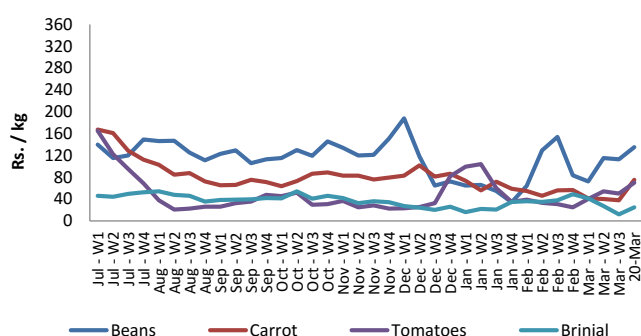
Item	Unit	Pettah				Dambulla			
		Wholesale		Retail		Wholesale		Retail	
		Previous 5 Days Average	20-Mar	Previous 5 Days Average	20-Mar	Previous 5 Days Average	20-Mar	Previous 5 Days Average	20-Mar
Beans	Rs./Kg	126.00	180.00	152.00	200.00	113.00	135.00	136.00	155.00
Carrot	Rs./Kg	37.00	85.00	66.00	125.00	38.00	75.00	55.00	95.00
Cabbage	Rs./Kg	30.00	40.00	57.00	80.00	18.00	35.00	33.00	55.00
Tomatoes	Rs./Kg	66.00	105.00	90.00	130.00	50.00	70.00	69.00	90.00
Brinjal	Rs./Kg	30.00	40.00	54.00	70.00	12.00	25.00	26.00	45.00
Pumpkin	Rs./Kg	59.00	70.00	83.00	100.00	51.00	65.00	69.00	85.00
Snake gourd	Rs./Kg	93.00	100.00	118.00	135.00	60.00	75.00	77.00	95.00

- Price increased by more than 5% compared to previous week average price.
- Price decreased by more than 5% compared to previous week average price.

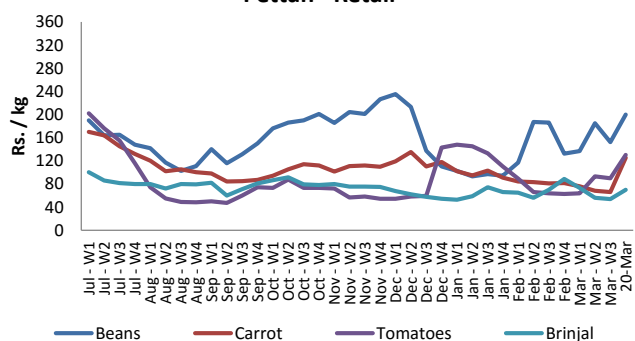
Pettah - Wholesale



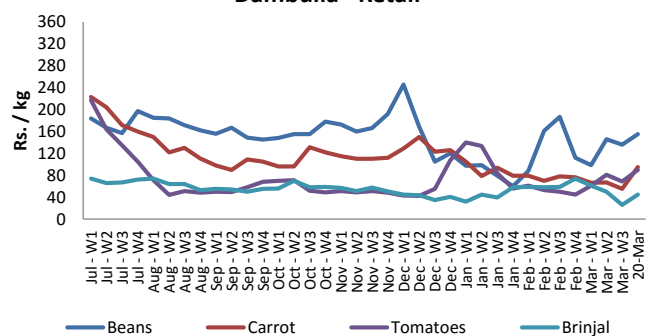
Dambulla - Wholesale



Pettah - Retail



Dambulla - Retail



Wholesale and Retail Prices of Selected Food Commodities

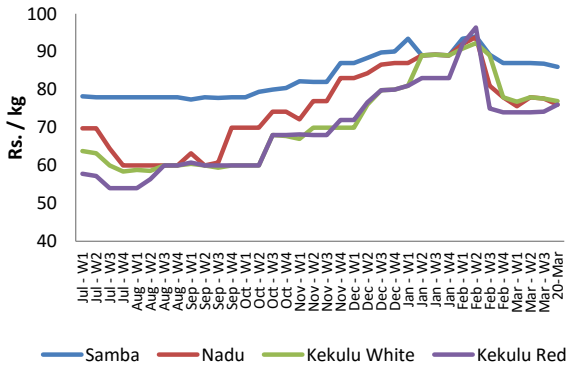


Rice

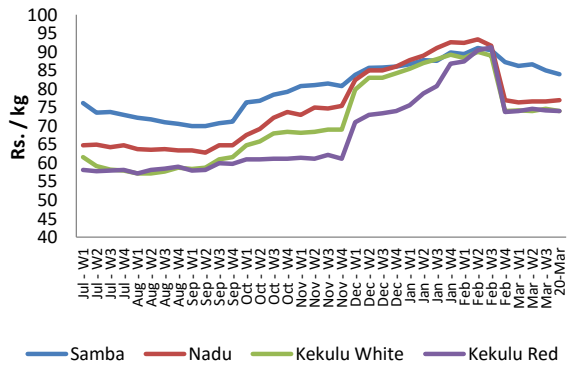
Item	Unit	Pettah				Marandagahamula	
		Wholesale		Retail		Wholesale	
		Previous 5 Days Average	20-Mar	Previous 5 Days Average	20-Mar	Previous 5 Days Average	20-Mar
Samba	Rs./Kg	87.00	86.00	90.00	90.00	85.00	84.00
Nadu	Rs./Kg	78.00	76.00	80.00	80.00	77.00	77.00
Kekulu White	Rs./Kg	78.00	77.00	80.00	78.00	75.00	74.00
Kekulu Red	Rs./Kg	74.00	76.00	78.00	78.00	74.00	74.00

- Price increased by more than 5% compared to previous week average price.
- Price decreased by more than 5% compared to previous week average price.

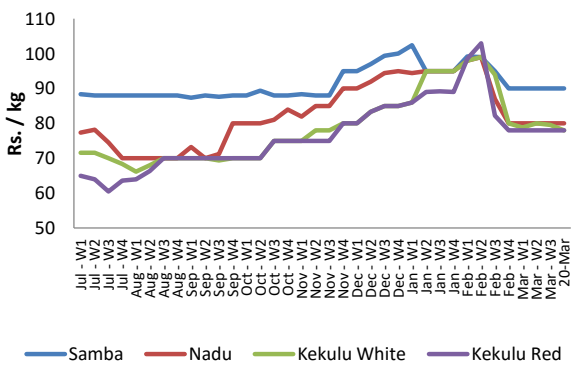
Pettah - Wholesale



Marandagahamula - Wholesale



Pettah - Retail



Wholesale and Retail Prices of Selected Food Commodities

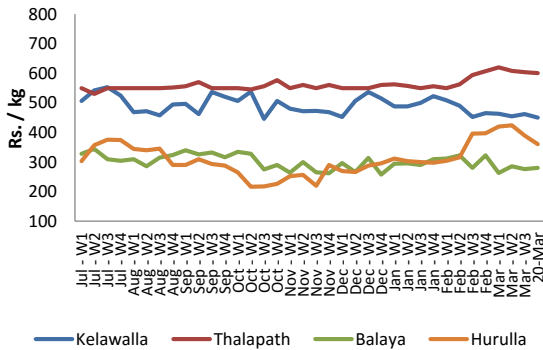


Fish

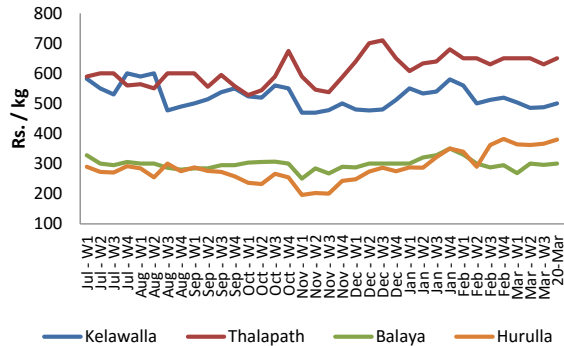
Item	Unit	Peliyagoda Fish Market				Negombo Fish Market			
		Wholesale		Retail		Wholesale		Retail	
		Previous 5 Days Average	20-Mar	Previous 5 Days Average	20-Mar	Previous 5 Days Average	20-Mar	Previous 5 Days Average	20-Mar
Kelawalla	Rs./Kg	462.00	450.00	800.00	820.00	488.00	500.00	650.00	700.00
Thalapath	Rs./Kg	604.00	600.00	770.00	780.00	630.00	650.00	780.00	800.00
Balaya	Rs./Kg	276.00	280.00	376.00	380.00	296.00	300.00	414.00	420.00
Paraw	Rs./Kg	392.00	450.00	688.00	840.00	480.00	450.00	660.00	600.00
Salaya	Rs./Kg	76.00	120.00	140.00	180.00	124.00	120.00	174.00	170.00
Hurulla	Rs./Kg	390.00	360.00	490.00	460.00	366.00	380.00	466.00	480.00

- Price increased by more than 5% compared to previous week average price.
- Price decreased by more than 5% compared to previous week average price.

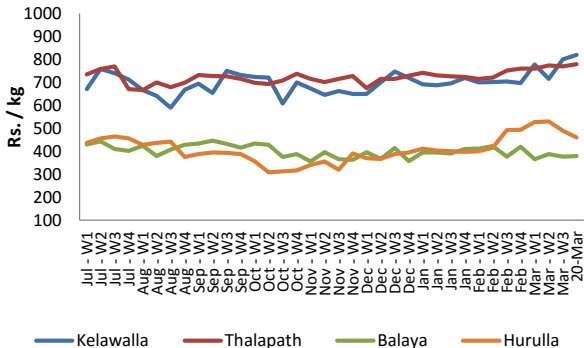
Peliyagoda - Wholesale



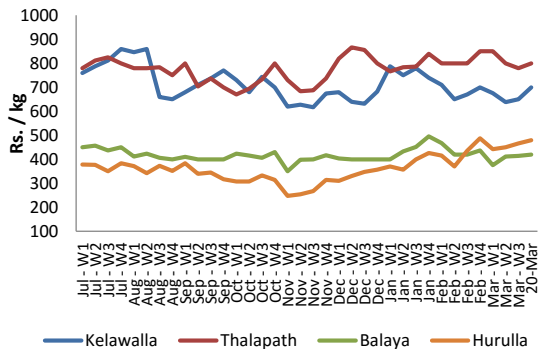
Negombo - Wholesale



Peliyagoda - Retail



Negombo - Retail



Wholesale and Retail Prices of Selected Food Commodities



Other

Item	Unit	Pettah				Dambulla			
		Wholesale		Retail		Wholesale		Retail	
		Previous 5 Days Average	20-Mar	Previous 5 Days Average	20-Mar	Previous 5 Days Average	20-Mar	Previous 5 Days Average	20-Mar
Red-Onions (local)	Rs./Kg	133.00	120.00	154.00	150.00	93.00	115.00	109.00	128.00
Red-Onions (Imp)	Rs./Kg	133.00	n.a.	155.00	n.a.	84.00	n.a.	99.00	n.a.
Big-Onions (local)	Rs./Kg	n.a.	n.a.	n.a.	n.a.	n.a.	n.a.	n.a.	n.a.
Big-Onions (Imp)	Rs./Kg	67.00	77.00	83.00	90.00	79.00	65.00	92.00	83.00
Potatoes (local)	Rs./Kg	100.00	n.a.	123.00	n.a.	91.00	100.00	105.00	118.00
Potatoes (Imp)	Rs./Kg	68.00	78.00	82.00	90.00				
Dried Chillies (Imp)	Rs./Kg	214.00	185.00	247.00	240.00	198.00	195.00	215.00	213.00
Coconut	Rs./Nut	58.00	60.00	70.00	75.00	49.00	57.00	58.00	61.00
Coconut oil	Rs./Ltr	332.00	340.00	360.00	360.00				
Dhal	Rs./Kg	135.80	137.00	152.00	155.00				
Sugar	Rs./Kg	100.00	98.00	109.00	105.00				
Eggs	Rs./Each	13.00	13.00	14.00	14.00				
Katta	Rs./Kg	775.00	n.a.	825.00	n.a.				
Sprats	Rs./Kg	456.00	490.00	510.00	520.00				

- Price increased by more than 5% compared to previous week average price.
- Price decreased by more than 5% compared to previous week average price.

