

## Wholesale and Retail Prices of Selected Food Commodities

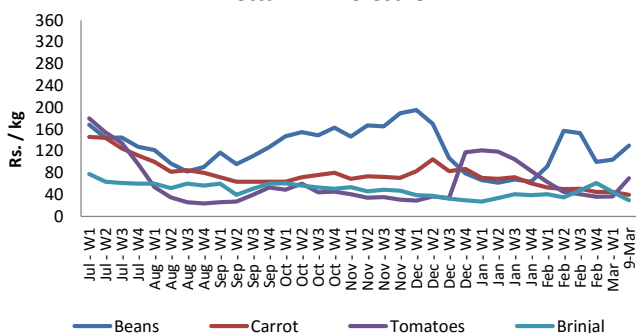


### Vegetables

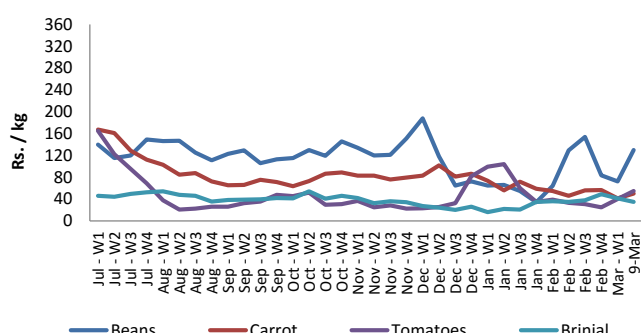
Item	Unit	Pettah				Dambulla			
		Wholesale		Retail		Wholesale		Retail	
		Previous 5 Days Average	9-Mar	Previous 5 Days Average	9-Mar	Previous 5 Days Average	9-Mar	Previous 5 Days Average	9-Mar
Beans	Rs./Kg	134.00	130.00	169.00	170.00	96.00	130.00	126.00	155.00
Carrot	Rs./Kg	43.00	40.00	71.00	75.00	41.00	50.00	68.00	70.00
Cabbage	Rs./Kg	17.00	20.00	43.00	45.00	21.00	25.00	42.00	45.00
Tomatoes	Rs./Kg	52.00	70.00	79.00	95.00	49.00	55.00	75.00	75.00
Brinjal	Rs./Kg	32.00	30.00	60.00	55.00	32.00	35.00	56.00	55.00
Pumpkin	Rs./Kg	59.00	60.00	80.00	80.00	48.00	45.00	74.00	65.00
Snake gourd	Rs./Kg	91.00	100.00	116.00	120.00	48.00	55.00	71.00	75.00

- Price increased by more than 5% compared to previous week average price.
- Price decreased by more than 5% compared to previous week average price.

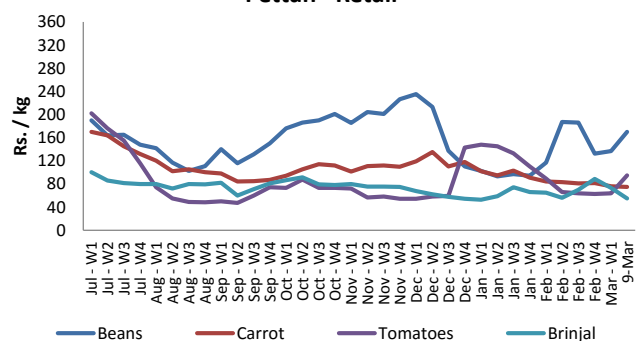
**Pettah - Wholesale**



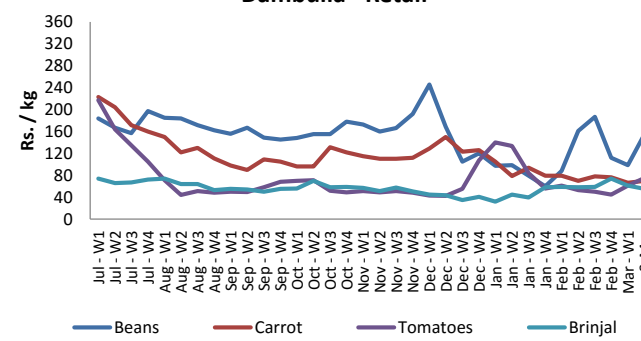
**Dambulla - Wholesale**



**Pettah - Retail**



**Dambulla - Retail**



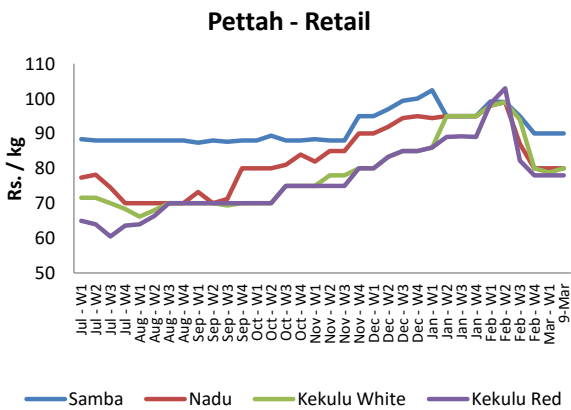
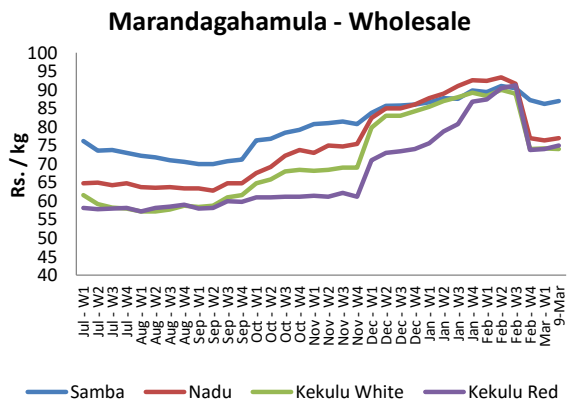
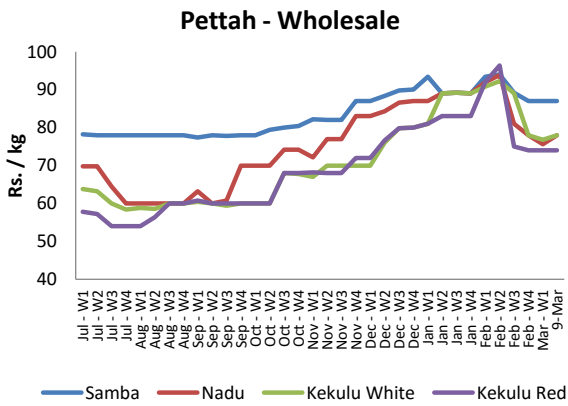
## Wholesale and Retail Prices of Selected Food Commodities



### Rice

Item	Unit	Pettah				Marandagahamula	
		Wholesale		Retail		Wholesale	
		Previous 5 Days Average	9-Mar	Previous 5 Days Average	9-Mar	Previous 5 Days Average	9-Mar
Samba	Rs./Kg	87.00	87.00	90.00	90.00	86.00	87.00
Nadu	Rs./Kg	77.00	78.00	80.00	80.00	77.00	77.00
Kekulu White	Rs./Kg	77.00	78.00	79.00	80.00	74.00	74.00
Kekulu Red	Rs./Kg	74.00	74.00	78.00	78.00	74.00	75.00

- Price increased by more than 5% compared to previous week average price.
- Price decreased by more than 5% compared to previous week average price.



## Wholesale and Retail Prices of Selected Food Commodities

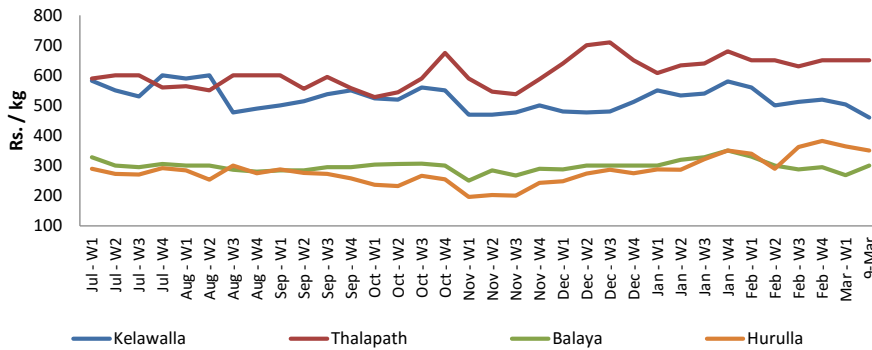


### Fish

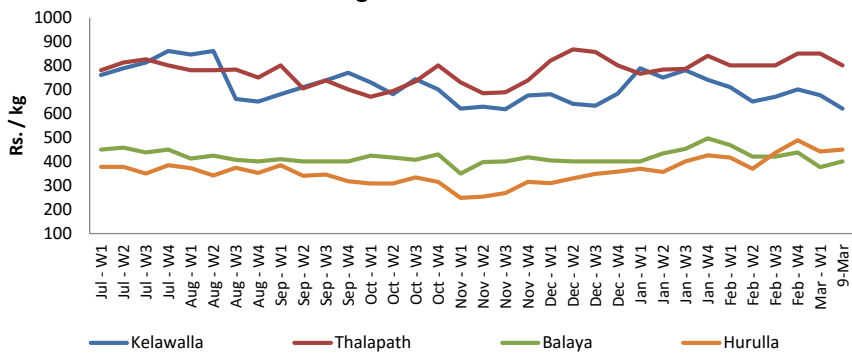
Item	Unit	Negombo Fish Market			
		Wholesale		Retail	
		Previous 5 Days Average	9-Mar	Previous 5 Days Average	9-Mar
Kelawalla	Rs./Kg	502.00	460.00	654.00	620.00
Thalapath	Rs./Kg	650.00	650.00	820.00	800.00
Balaya	Rs./Kg	290.00	300.00	406.00	400.00
Paraw	Rs./Kg	500.00	500.00	700.00	700.00
Salaya	Rs./Kg	140.00	120.00	190.00	170.00
Hurulla	Rs./Kg	374.00	350.00	446.00	450.00

- Price increased by more than 5% compared to previous week average price.
- Price decreased by more than 5% compared to previous week average price.

**Negombo - Wholesale**



**Negombo - Retail**



## Wholesale and Retail Prices of Selected Food Commodities

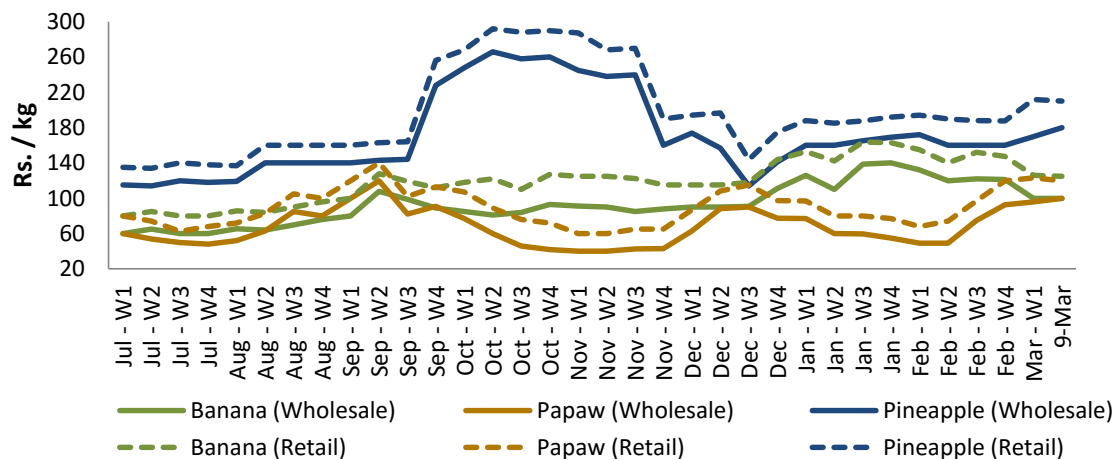


### Fruits

Item	Unit	Pettah			
		Wholesale		Retail	
		Previous 5 Days Average	9-Mar	Previous 5 Days Average	9-Mar
Banana (Sour)	Rs./Kg	100.00	100.00	126.00	125.00
Papaw	Rs./Kg	100.00	100.00	121.00	120.00
Pineapple	Rs./Kg	178.00	180.00	214.00	210.00

- Price increased by more than 5% compared to previous week average price.
- Price decreased by more than 5% compared to previous week average price.

Pettah - Wholesale and Retail



## Wholesale and Retail Prices of Selected Food Commodities



### Other

Item	Unit	Pettah				Dambulla			
		Wholesale		Retail		Wholesale		Retail	
		Previous 5 Days Average	9-Mar	Previous 5 Days Average	9-Mar	Previous 5 Days Average	9-Mar	Previous 5 Days Average	9-Mar
Red-Onions (local)	Rs./Kg	137.00	136.00	155.00	155.00	89.00	83.00	107.00	95.00
Red-Onions (Imp)	Rs./Kg	118.00	133.00	143.00	155.00	88.00	73.00	100.00	93.00
Big-Onions (local)	Rs./Kg	n.a.	n.a.	n.a.	n.a.	n.a.	n.a.	n.a.	n.a.
Big-Onions (Imp)	Rs./Kg	67.00	67.00	83.00	85.00	63.00	73.00	80.00	83.00
Potatoes (local)	Rs./Kg	105.00	100.00	131.00	125.00	102.00	100.00	120.00	110.00
Potatoes (Imp)	Rs./Kg	70.00	70.00	91.00	90.00				
Dried Chillies (Imp)	Rs./Kg	220.00	220.00	254.00	250.00	199.00	205.00	218.00	223.00
Coconut	Rs./Nut	58.00	58.00	70.00	70.00	50.00	48.00	60.00	57.00
Coconut oil	Rs./Ltr	330.00	330.00	360.00	360.00				
Dhal	Rs./Kg	135.00	135.00	150.00	150.00				
Sugar	Rs./Kg	101.00	100.00	107.00	107.00				
Eggs	Rs./Each	13.00	13.00	14.00	14.00				
Katta	Rs./Kg	775.00	775.00	825.00	825.00				
Sprats	Rs./Kg	450.00	450.00	500.00	500.00				

- Price increased by more than 5% compared to previous week average price.
- Price decreased by more than 5% compared to previous week average price.

