

Wholesale and Retail Prices of Selected Food Commodities

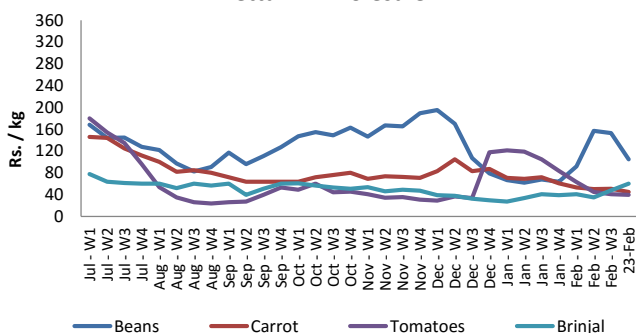


Vegetables

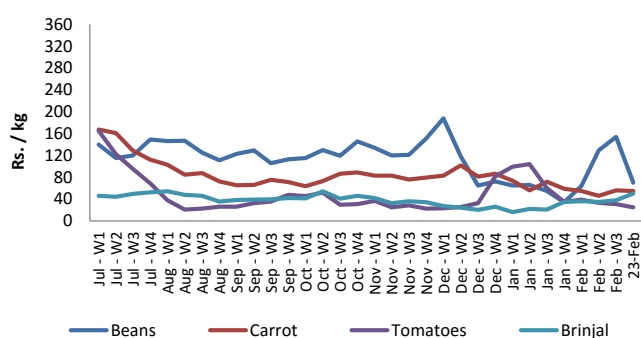
Item	Unit	Pettah				Dambulla			
		Wholesale		Retail		Wholesale		Retail	
		Previous 5 Days Average	23-Feb	Previous 5 Days Average	23-Feb	Previous 5 Days Average	23-Feb	Previous 5 Days Average	23-Feb
Beans	Rs./Kg	112.00	105.00	146.00	140.00	100.00	70.00	130.00	95.00
Carrot	Rs./Kg	47.00	45.00	83.00	75.00	56.00	55.00	77.00	75.00
Cabbage	Rs./Kg	17.00	15.00	42.00	40.00	21.00	20.00	39.00	35.00
Tomatoes	Rs./Kg	37.00	40.00	62.00	70.00	26.00	25.00	45.00	45.00
Brinjal	Rs./Kg	60.00	60.00	85.00	85.00	44.00	50.00	67.00	75.00
Pumpkin	Rs./Kg	52.00	70.00	74.00	100.00	45.00	55.00	63.00	75.00
Snake gourd	Rs./Kg	88.00	90.00	114.00	115.00	67.00	70.00	88.00	95.00

- Price increased by more than 5% compared to previous week average price.
- Price decreased by more than 5% compared to previous week average price.

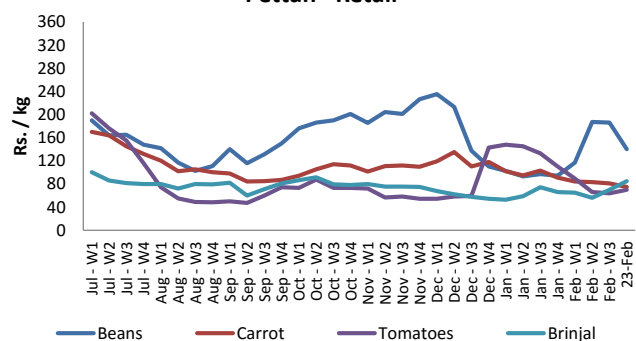
Pettah - Wholesale



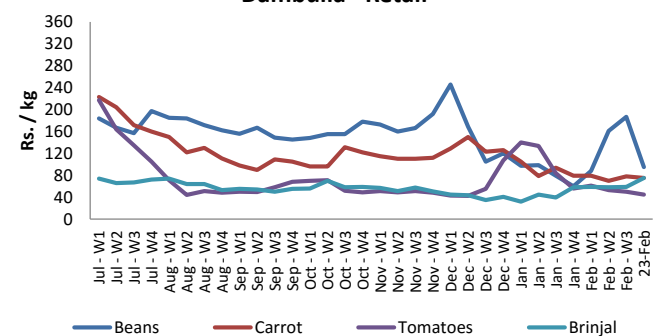
Dambulla - Wholesale



Pettah - Retail



Dambulla - Retail



Prices of most varieties of low country vegetables increased in both Pettah and Dambulla markets due to low supply.

Wholesale and Retail Prices of Selected Food Commodities



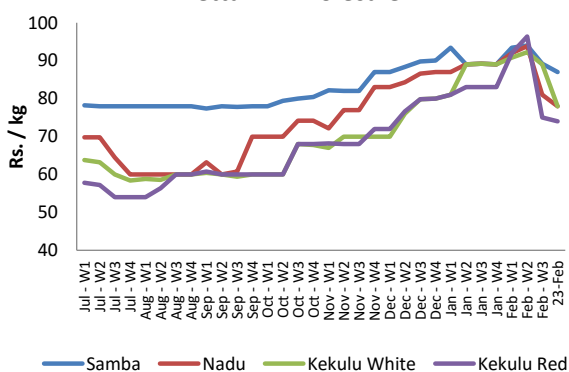
Rice

Item	Unit	Pettah				Marandaghamula	
		Wholesale		Retail		Wholesale	
		Previous 5 Days Average	23-Feb	Previous 5 Days Average	23-Feb	Previous 5 Days Average	23-Feb
Samba	Rs./Kg	87.00	87.00	92.00	90.00	88.00	87.00
Nadu	Rs./Kg	83.00	78.00	90.00	80.00	82.00	77.00
Kekulu White	Rs./Kg	80.00	78.00	83.00	80.00	80.00	74.00
Kekulu Red	Rs./Kg	73.00	74.00	80.00	78.00	81.00	73.00

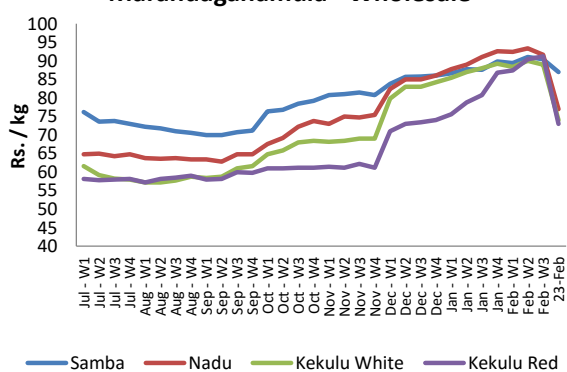
Price increased by more than 5% compared to previous week average price.

Price decreased by more than 5% compared to previous week average price.

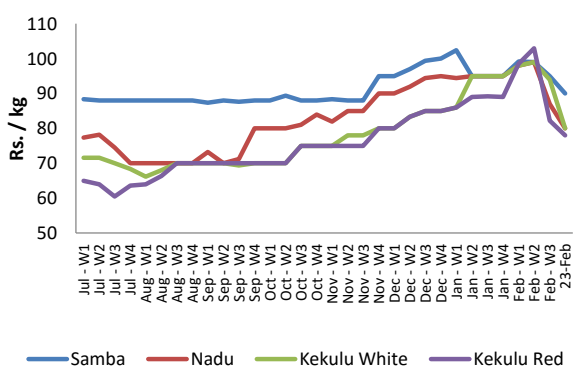
Pettah - Wholesale



Marandaghamula - Wholesale



Pettah - Retail



Prices of rice decreased in both Pettah and Maradaghamula markets due to imposition of Maximum Retail Prices for domestic and imported rice varieties separately.

Wholesale and Retail Prices of Selected Food Commodities

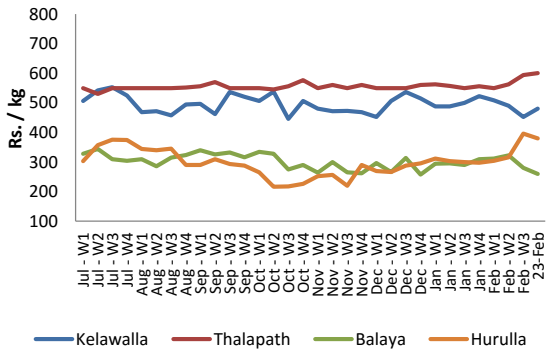


Fish

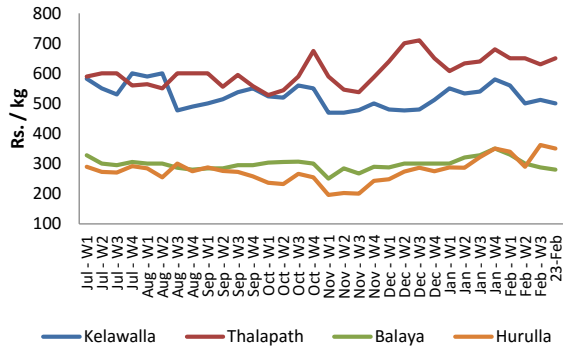
Item	Unit	Peliyagoda Fish Market				Negombo Fish Market			
		Wholesale		Retail		Wholesale		Retail	
		Previous 5 Days Average	23-Feb	Previous 5 Days Average	23-Feb	Previous 5 Days Average	23-Feb	Previous 5 Days Average	23-Feb
Kelawalla	Rs./Kg	462.00	480.00	704.00	720.00	528.00	500.00	700.00	700.00
Thalapath	Rs./Kg	605.00	600.00	760.00	760.00	650.00	650.00	850.00	850.00
Balaya	Rs./Kg	318.00	260.00	416.00	360.00	300.00	280.00	450.00	400.00
Paraw	Rs./Kg	540.00	500.00	912.00	900.00	516.00	550.00	690.00	750.00
Salaya	Rs./Kg	86.00	80.00	140.00	140.00	150.00	120.00	200.00	170.00
Hurulla	Rs./Kg	408.00	380.00	503.00	480.00	388.00	350.00	470.00	500.00

- Price increased by more than 5% compared to previous week average price.
- Price decreased by more than 5% compared to previous week average price.

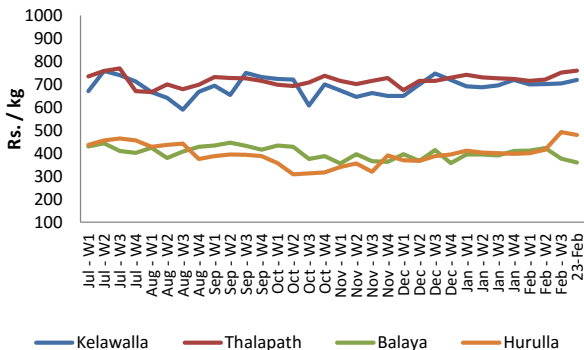
Peliyagoda - Wholesale



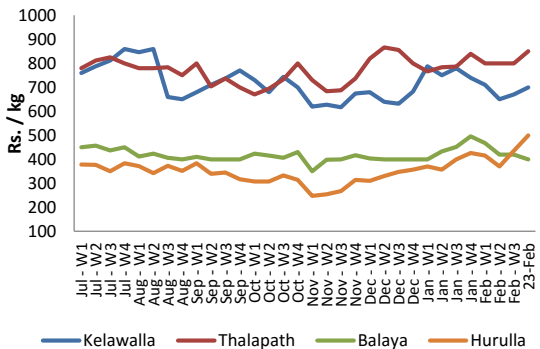
Negombo - Wholesale



Peliyagoda - Retail



Negombo - Retail



Wholesale and Retail Prices of Selected Food Commodities

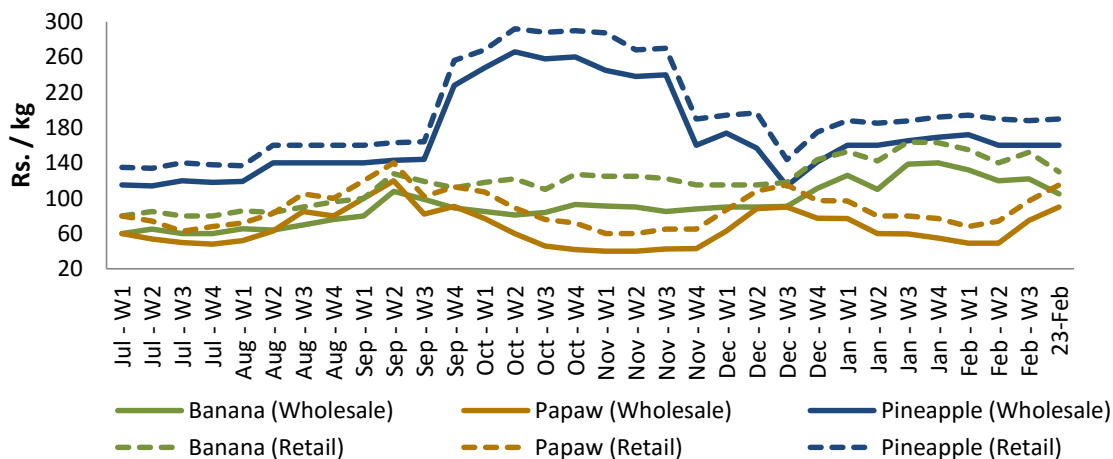


Fruits

Item	Unit	Pettah			
		Wholesale		Retail	
		Previous 5 Days Average	23-Feb	Previous 5 Days Average	23-Feb
Banana (Sour)	Rs./Kg	124.00	105.00	151.00	130.00
Papaw	Rs./Kg	88.00	90.00	114.00	115.00
Pineapple	Rs./Kg	160.00	160.00	186.00	190.00

- Price increased by more than 5% compared to previous week average price.
- Price decreased by more than 5% compared to previous week average price.

Pettah - Wholesale and Retail



Wholesale and Retail Prices of Selected Food Commodities



Other

Item	Unit	Pettah				Dambulla			
		Wholesale		Retail		Wholesale		Retail	
		Previous 5 Days Average	23-Feb	Previous 5 Days Average	23-Feb	Previous 5 Days Average	23-Feb	Previous 5 Days Average	23-Feb
Red-Onions (local)	Rs./Kg	n.a.	n.a.	n.a.	n.a.	78.00	75.00	101.00	100.00
Red-Onions (Imp)	Rs./Kg	95.00	93.00	125.00	125.00	100.00	95.00	112.00	110.00
Big-Onions (local)	Rs./Kg	n.a.	n.a.	n.a.	n.a.	n.a.	n.a.	n.a.	n.a.
Big-Onions (Imp)	Rs./Kg	78.00	72.00	94.00	85.00	80.00	73.00	91.00	83.00
Potatoes (local)	Rs./Kg	124.00	120.00	144.00	140.00	116.00	115.00	131.00	128.00
Potatoes (Imp)	Rs./Kg	80.00	85.00	99.00	105.00				
Dried Chillies (Imp)	Rs./Kg	225.00	220.00	272.00	260.00	193.00	193.00	205.00	215.00
Coconut	Rs./Nut	59.00	58.00	70.00	70.00	48.00	48.00	57.00	57.00
Coconut oil	Rs./Ltr	321.00	330.00	342.00	360.00				
Dhal	Rs./Kg	135.00	135.00	150.00	150.00				
Sugar	Rs./Kg	95.00	95.00	105.00	105.00				
Eggs	Rs./Each	13.00	13.00	14.00	14.00				
Katta	Rs./Kg	800.00	800.00	850.00	850.00				
Sprats	Rs./Kg	450.00	450.00	500.00	500.00				

- Price increased by more than 5% compared to previous week average price.
- Price decreased by more than 5% compared to previous week average price.

