

## Wholesale and Retail Prices of Selected Food Commodities

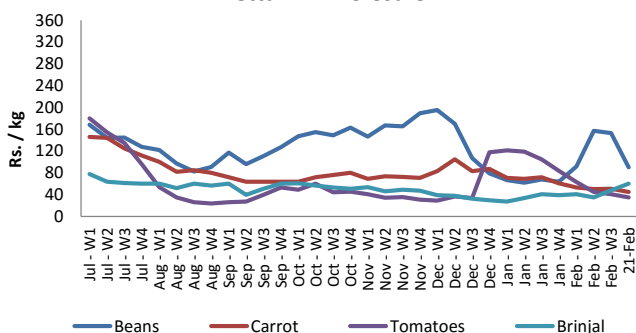


### Vegetables

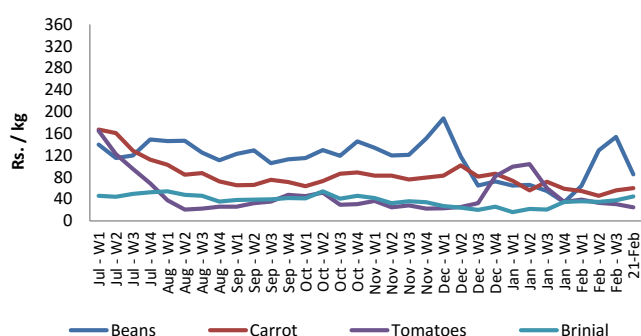
Item	Unit	Pettah				Dambulla			
		Wholesale		Retail		Wholesale		Retail	
		Previous 5 Days Average	21-Feb	Previous 5 Days Average	21-Feb	Previous 5 Days Average	21-Feb	Previous 5 Days Average	21-Feb
Beans	Rs./Kg	141.00	90.00	175.00	120.00	138.00	85.00	170.00	115.00
Carrot	Rs./Kg	49.00	45.00	81.00	85.00	56.00	60.00	78.00	75.00
Cabbage	Rs./Kg	19.00	15.00	43.00	40.00	21.00	20.00	39.00	35.00
Tomatoes	Rs./Kg	39.00	35.00	62.00	60.00	29.00	25.00	48.00	45.00
Brinjal	Rs./Kg	53.00	60.00	75.00	90.00	39.00	45.00	60.00	70.00
Pumpkin	Rs./Kg	44.00	60.00	66.00	80.00	41.00	45.00	59.00	65.00
Snake gourd	Rs./Kg	86.00	90.00	111.00	115.00	57.00	70.00	77.00	95.00

- Price increased by more than 5% compared to previous week average price.
- Price decreased by more than 5% compared to previous week average price.

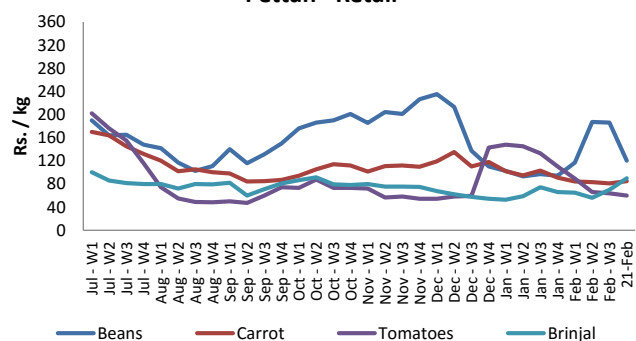
**Pettah - Wholesale**



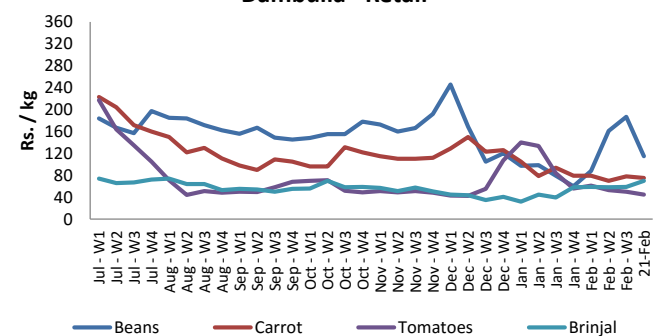
**Dambulla - Wholesale**



**Pettah - Retail**



**Dambulla - Retail**



## Wholesale and Retail Prices of Selected Food Commodities

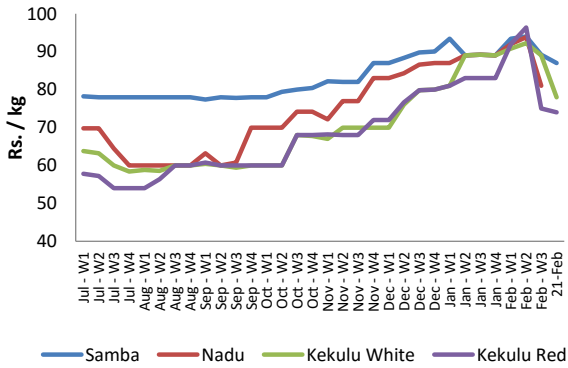


### Rice

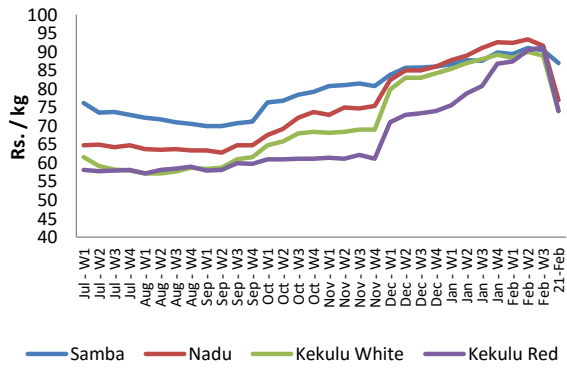
Item	Unit	Pettah				Marandaghamula	
		Wholesale		Retail		Wholesale	
		Previous 5 Days Average	21-Feb	Previous 5 Days Average	21-Feb	Previous 5 Days Average	21-Feb
Samba	Rs./Kg	89.00	87.00	94.00	90.00	90.00	87.00
Nadu	Rs./Kg	81.00	n.a.	88.00	n.a.	88.00	77.00
Kekulu White	Rs./Kg	82.00	78.00	86.00	80.00	85.00	74.00
Kekulu Red	Rs./Kg	74.00	74.00	81.00	78.00	88.00	74.00

- Price increased by more than 5% compared to previous week average price.
- Price decreased by more than 5% compared to previous week average price.

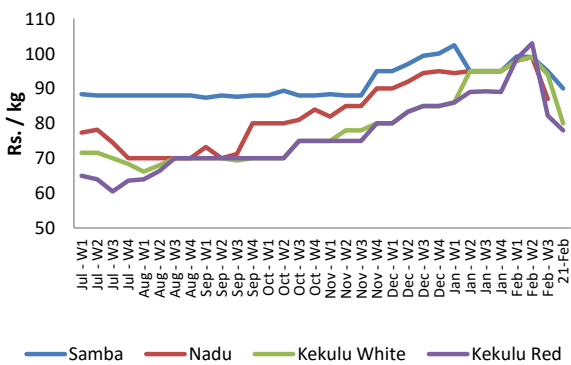
**Pettah - Wholesale**



**Marandaghamula - Wholesale**



**Pettah - Retail**



## Wholesale and Retail Prices of Selected Food Commodities

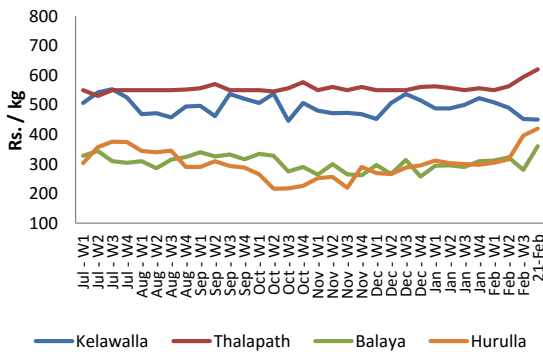


### Fish

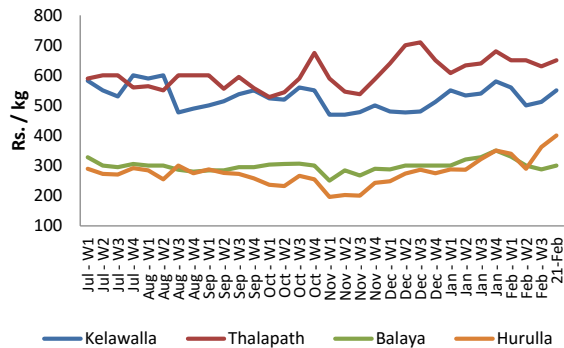
Item	Unit	Peliyagoda Fish Market				Negombo Fish Market			
		Wholesale		Retail		Wholesale		Retail	
		Previous 5 Days Average	21-Feb	Previous 5 Days Average	21-Feb	Previous 5 Days Average	21-Feb	Previous 5 Days Average	21-Feb
Kelawalla	Rs./Kg	452.00	450.00	704.00	690.00	518.00	550.00	680.00	700.00
Thalapath	Rs./Kg	594.00	620.00	752.00	760.00	630.00	650.00	810.00	850.00
Balaya	Rs./Kg	280.00	360.00	376.00	460.00	292.00	300.00	430.00	450.00
Paraw	Rs./Kg	510.00	550.00	838.00	900.00	506.00	550.00	670.00	750.00
Salaya	Rs./Kg	104.00	100.00	154.00	150.00	142.00	150.00	192.00	200.00
Hurulla	Rs./Kg	396.00	420.00	492.00	520.00	368.00	400.00	440.00	500.00

- Price increased by more than 5% compared to previous week average price.
- Price decreased by more than 5% compared to previous week average price.

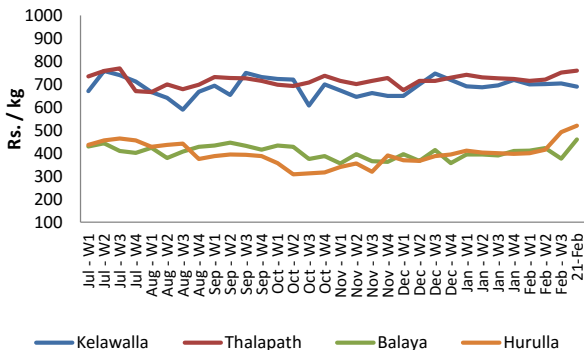
**Peliyagoda - Wholesale**



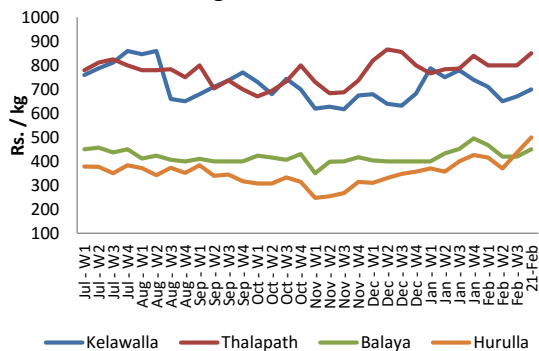
**Negombo - Wholesale**



**Peliyagoda - Retail**



**Negombo - Retail**



## Wholesale and Retail Prices of Selected Food Commodities

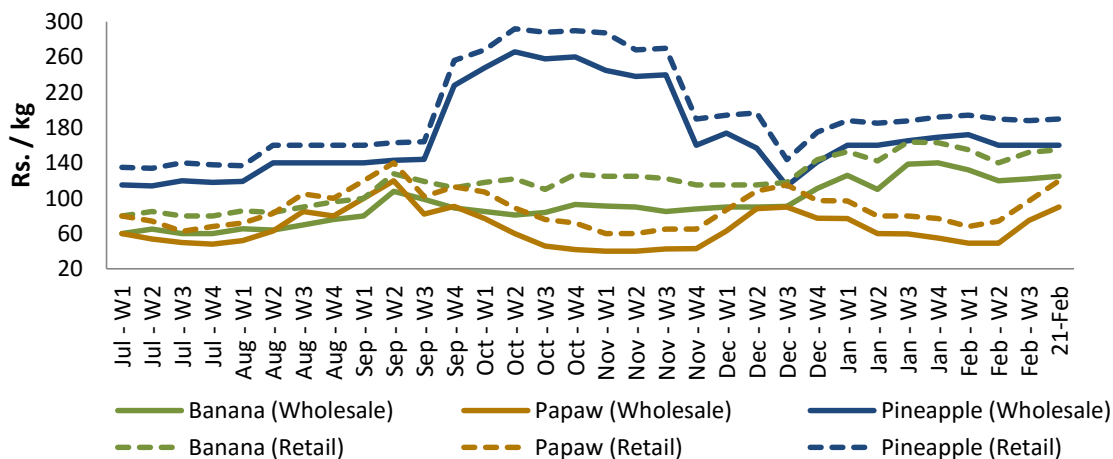


### Fruits

Item	Unit	Pettah			
		Wholesale		Retail	
		Previous 5 Days Average	21-Feb	Previous 5 Days Average	21-Feb
Banana (Sour)	Rs./Kg	123.00	125.00	151.00	155.00
Papaw	Rs./Kg	82.00	90.00	105.00	120.00
Pineapple	Rs./Kg	160.00	160.00	186.00	190.00

- Price increased by more than 5% compared to previous week average price.
- Price decreased by more than 5% compared to previous week average price.

**Pettah - Wholesale and Retail**



## Wholesale and Retail Prices of Selected Food Commodities



### Other

Item	Unit	Pettah				Dambulla			
		Wholesale		Retail		Wholesale		Retail	
		Previous 5 Days Average	21-Feb	Previous 5 Days Average	21-Feb	Previous 5 Days Average	21-Feb	Previous 5 Days Average	21-Feb
Red-Onions (local)	Rs./Kg	n.a.	n.a.	n.a.	n.a.	91.00	70.00	111.00	93.00
Red-Onions (Imp)	Rs./Kg	95.00	95.00	125.00	125.00	100.00	103.00	113.00	113.00
Big-Onions (local)	Rs./Kg	n.a.	n.a.	n.a.	n.a.	n.a.	n.a.	n.a.	n.a.
Big-Onions (Imp)	Rs./Kg	75.00	78.00	89.00	95.00	81.00	78.00	93.00	88.00
Potatoes (local)	Rs./Kg	124.00	120.00	146.00	140.00	115.00	118.00	130.00	128.00
Potatoes (Imp)	Rs./Kg	72.00	90.00	91.00	110.00				
Dried Chillies (Imp)	Rs./Kg	237.00	220.00	282.00	270.00	195.00	193.00	209.00	205.00
Coconut	Rs./Nut	60.00	60.00	70.00	70.00	48.00	48.00	57.00	57.00
Coconut oil	Rs./Ltr	320.00	320.00	340.00	340.00				
Dhal	Rs./Kg	138.00	135.00	153.00	150.00				
Sugar	Rs./Kg	95.00	95.00	105.00	105.00				
Eggs	Rs./Each	13.00	13.00	14.00	14.00				
Katta	Rs./Kg	800.00	800.00	850.00	850.00				
Sprats	Rs./Kg	450.00	450.00	500.00	500.00				

- Price increased by more than 5% compared to previous week average price.
- Price decreased by more than 5% compared to previous week average price.

