

## Wholesale and Retail Prices of Selected Food Commodities

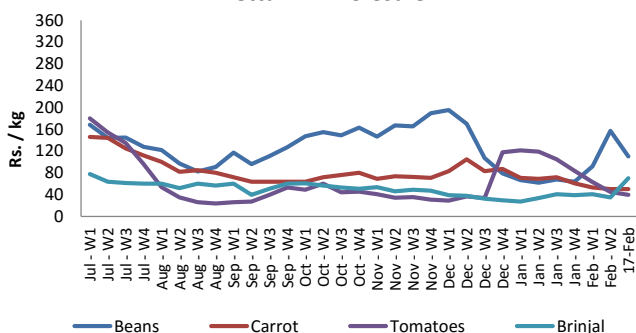


### Vegetables

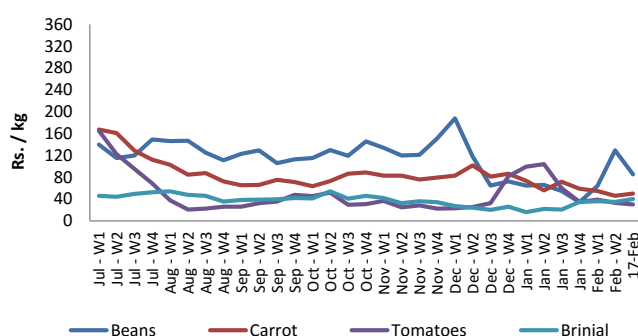
Item	Unit	Pettah				Dambulla			
		Wholesale		Retail		Wholesale		Retail	
		Previous 5 Days Average	17-Feb	Previous 5 Days Average	17-Feb	Previous 5 Days Average	17-Feb	Previous 5 Days Average	17-Feb
Beans	Rs./Kg	165.00	110.00	193.00	155.00	168.00	85.00	203.00	110.00
Carrot	Rs./Kg	52.00	50.00	83.00	80.00	54.00	50.00	76.00	75.00
Cabbage	Rs./Kg	20.00	20.00	46.00	40.00	20.00	15.00	37.00	35.00
Tomatoes	Rs./Kg	42.00	40.00	63.00	65.00	32.00	30.00	52.00	45.00
Brinjal	Rs./Kg	40.00	70.00	63.00	90.00	36.00	40.00	57.00	60.00
Pumpkin	Rs./Kg	43.00	45.00	65.00	65.00	37.00	40.00	56.00	55.00
Snake gourd	Rs./Kg	79.00	85.00	103.00	110.00	48.00	55.00	69.00	75.00

- Price increased by more than 5% compared to previous week average price.
- Price decreased by more than 5% compared to previous week average price.

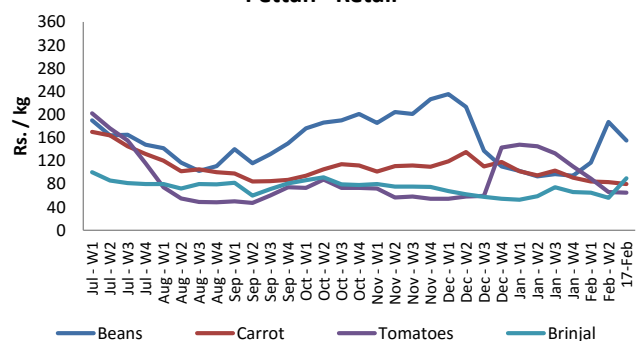
**Pettah - Wholesale**



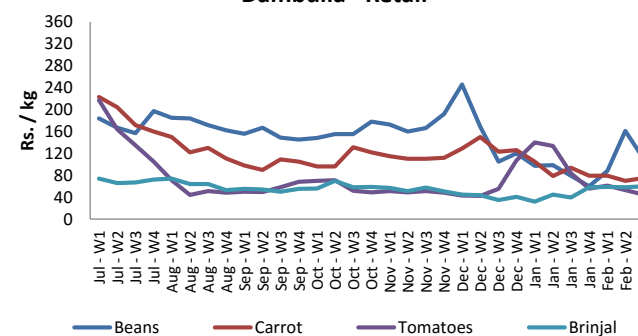
**Dambulla - Wholesale**



**Pettah - Retail**



**Dambulla - Retail**



## Wholesale and Retail Prices of Selected Food Commodities

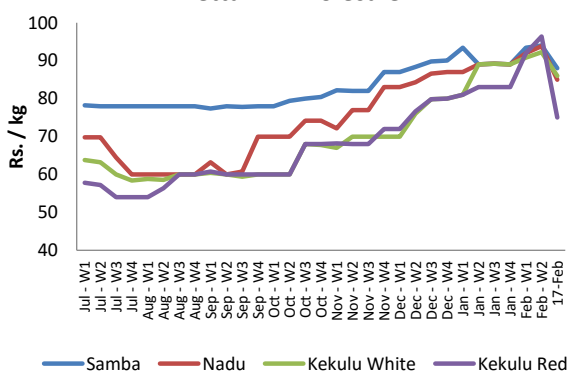


### Rice

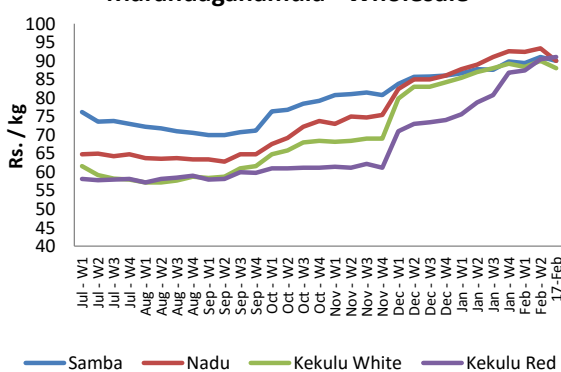
Item	Unit	Pettah				Marandaghamula	
		Wholesale		Retail		Wholesale	
		Previous 5 Days Average	17-Feb	Previous 5 Days Average	17-Feb	Previous 5 Days Average	17-Feb
Samba	Rs./Kg	90.00	88.00	95.00	95.00	91.00	90.00
Nadu	Rs./Kg	82.00	85.00	88.00	90.00	92.00	90.00
Kekulu White	Rs./Kg	92.00	86.00	98.00	92.00	89.00	88.00
Kekulu Red	Rs./Kg	78.00	75.00	84.20	85.00	91.00	91.00

- Price increased by more than 5% compared to previous week average price.
- Price decreased by more than 5% compared to previous week average price.

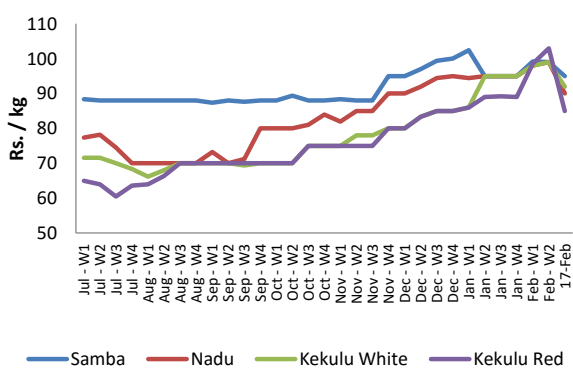
**Pettah - Wholesale**



**Marandaghamula - Wholesale**



**Pettah - Retail**



Prices of rice decreased in both Pettah and Maradaghamula markets due to imposition of Maximum Retail Prices.

## Wholesale and Retail Prices of Selected Food Commodities

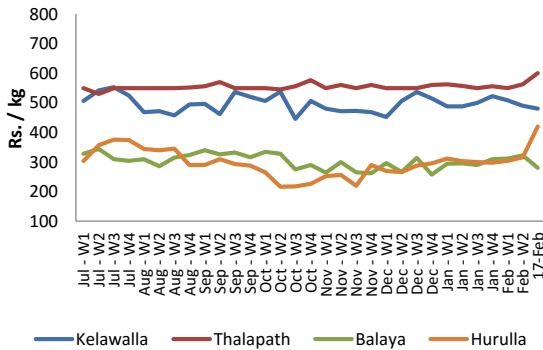


### Fish

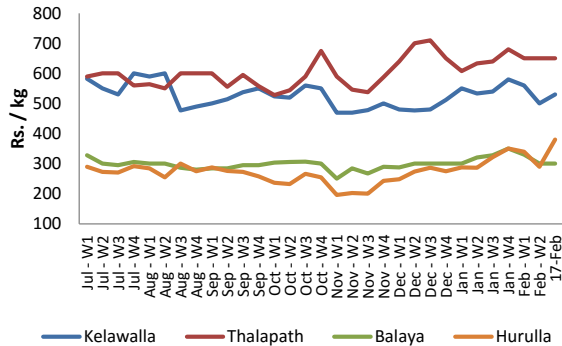
Item	Unit	Peliyagoda Fish Market				Negombo Fish Market			
		Wholesale		Retail		Wholesale		Retail	
		Previous 5 Days Average	17-Feb	Previous 5 Days Average	17-Feb	Previous 5 Days Average	17-Feb	Previous 5 Days Average	17-Feb
Kelawalla	Rs./Kg	450.00	480.00	700.00	760.00	506.00	530.00	660.00	700.00
Thalapath	Rs./Kg	594.00	600.00	748.00	760.00	630.00	650.00	790.00	850.00
Balaya	Rs./Kg	276.00	280.00	372.00	380.00	288.00	300.00	414.00	450.00
Paraw	Rs./Kg	500.00	550.00	814.00	960.00	506.00	500.00	690.00	650.00
Salaya	Rs./Kg	118.00	80.00	166.00	140.00	138.00	150.00	188.00	200.00
Hurulla	Rs./Kg	384.00	420.00	480.00	520.00	350.00	380.00	426.00	450.00

- Price increased by more than 5% compared to previous week average price.
- Price decreased by more than 5% compared to previous week average price.

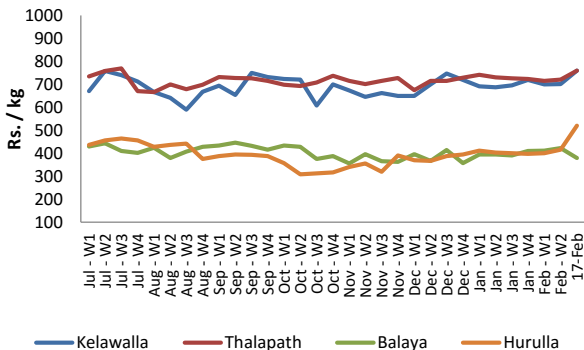
**Peliyagoda - Wholesale**



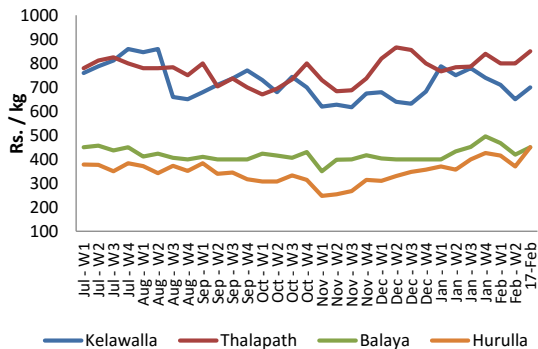
**Negombo - Wholesale**



**Peliyagoda - Retail**



**Negombo - Retail**



Prices of most varieties of fish increased in Negombo market due to disruptions caused by strong wind conditions.

## Wholesale and Retail Prices of Selected Food Commodities

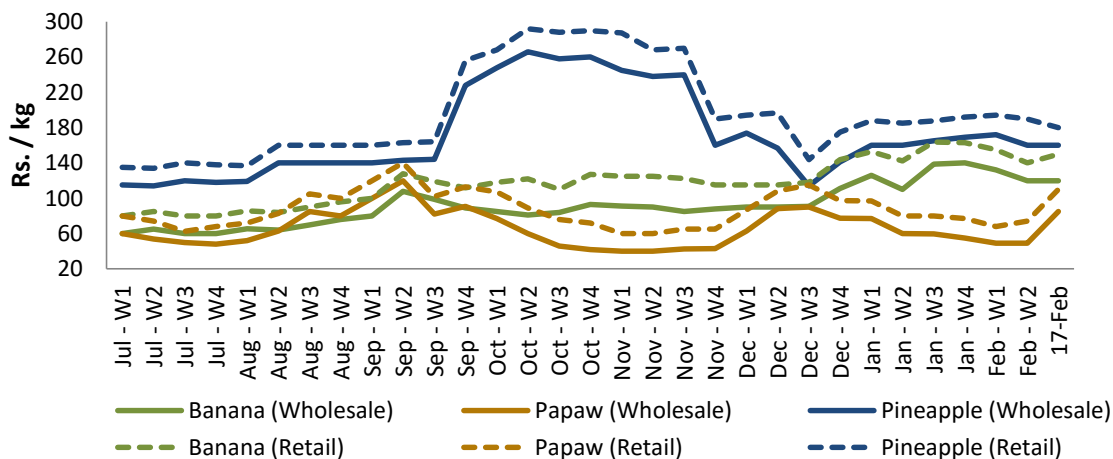


### Fruits

Item	Unit	Pettah			
		Wholesale		Retail	
		Previous 5 Days Average	17-Feb	Previous 5 Days Average	17-Feb
Banana (Sour)	Rs./Kg	122.00	120.00	150.00	150.00
Papaw	Rs./Kg	68.00	85.00	90.00	110.00
Pineapple	Rs./Kg	160.00	160.00	190.00	180.00

- Price increased by more than 5% compared to previous week average price.
- Price decreased by more than 5% compared to previous week average price.

**Pettah - Wholesale and Retail**



## Wholesale and Retail Prices of Selected Food Commodities



### Other

Item	Unit	Pettah				Dambulla			
		Wholesale		Retail		Wholesale		Retail	
		Previous 5 Days Average	17-Feb	Previous 5 Days Average	17-Feb	Previous 5 Days Average	17-Feb	Previous 5 Days Average	17-Feb
Red-Onions (local)	Rs./Kg	n.a.	n.a.	n.a.	n.a.	90.00	95.00	111.00	118.00
Red-Onions (Imp)	Rs./Kg	94.00	95.00	121.00	125.00	101.00	95.00	115.00	108.00
Big-Onions (local)	Rs./Kg	n.a.	n.a.	n.a.	n.a.	n.a.	n.a.	n.a.	n.a.
Big-Onions (Imp)	Rs./Kg	70.00	88.00	88.00	100.00	77.00	83.00	87.00	93.00
Potatoes (local)	Rs./Kg	118.00	120.00	142.00	140.00	117.00	115.00	129.00	135.00
Potatoes (Imp)	Rs./Kg	70.00	70.00	88.00	90.00				
Dried Chillies (Imp)	Rs./Kg	249.00	220.00	290.00	270.00	197.00	193.00	213.00	205.00
Coconut	Rs./Nut	59.00	60.00	69.00	70.00	50.00	48.00	58.00	57.00
Coconut oil	Rs./Ltr	320.00	320.00	340.00	340.00				
Dhal	Rs./Kg	142.00	135.00	156.00	150.00				
Sugar	Rs./Kg	95.00	95.00	105.00	105.00				
Eggs	Rs./Each	13.00	13.00	14.00	14.00				
Katta	Rs./Kg	800.00	800.00	850.00	850.00				
Sprats	Rs./Kg	450.00	450.00	500.00	500.00				

- Price increased by more than 5% compared to previous week average price.
- Price decreased by more than 5% compared to previous week average price.

