

## Wholesale and Retail Prices of Selected Food Commodities

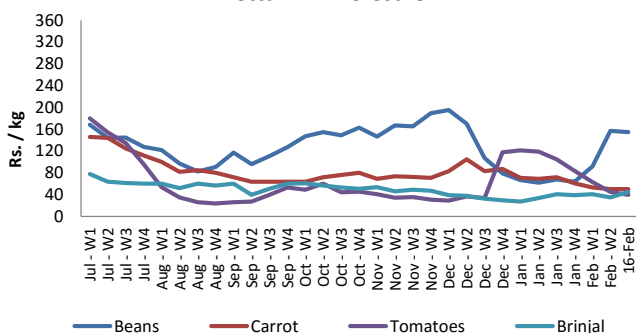


### Vegetables

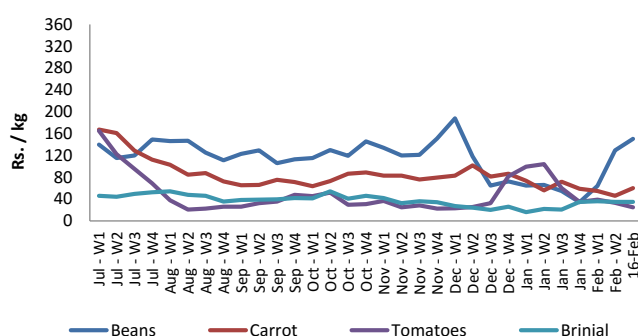
Item	Unit	Pettah				Dambulla			
		Wholesale		Retail		Wholesale		Retail	
		Previous 5 Days Average	16-Feb	Previous 5 Days Average	16-Feb	Previous 5 Days Average	16-Feb	Previous 5 Days Average	16-Feb
Beans	Rs./Kg	168.00	155.00	196.00	185.00	166.00	150.00	199.00	185.00
Carrot	Rs./Kg	52.00	50.00	82.00	85.00	50.00	60.00	73.00	80.00
Cabbage	Rs./Kg	20.00	20.00	46.00	45.00	18.00	25.00	35.00	45.00
Tomatoes	Rs./Kg	44.00	40.00	64.00	65.00	34.00	25.00	54.00	45.00
Brinjal	Rs./Kg	38.00	45.00	61.00	65.00	37.00	35.00	59.00	55.00
Pumpkin	Rs./Kg	44.00	40.00	66.00	65.00	37.00	40.00	56.00	60.00
Snake gourd	Rs./Kg	73.00	90.00	96.00	115.00	44.00	55.00	65.00	75.00

- Price increased by more than 5% compared to previous week average price.
- Price decreased by more than 5% compared to previous week average price.

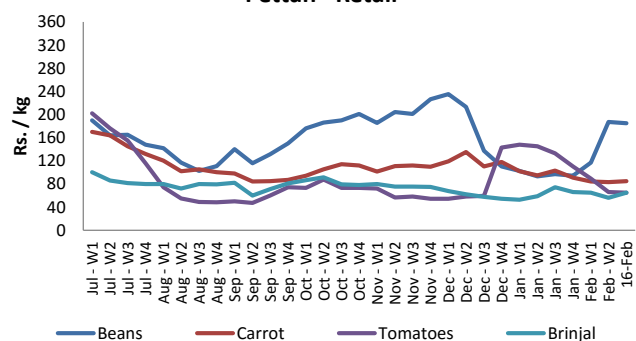
**Pettah - Wholesale**



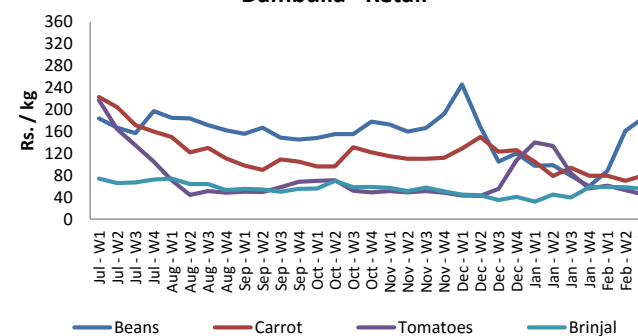
**Dambulla - Wholesale**



**Pettah - Retail**



**Dambulla - Retail**



## Wholesale and Retail Prices of Selected Food Commodities

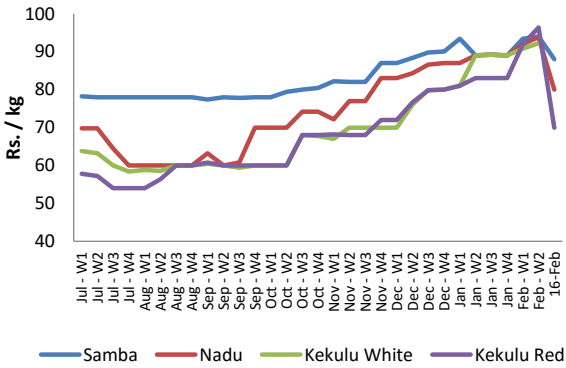


### Rice

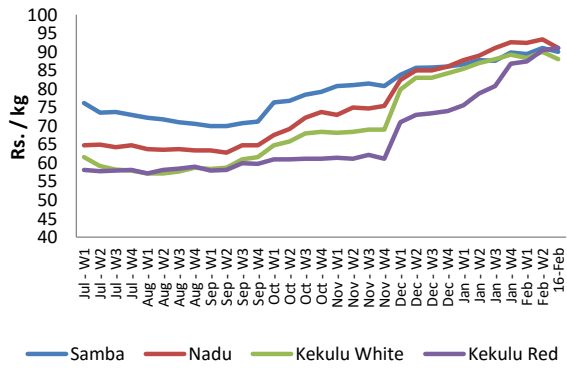
Item	Unit	Pettah				Marandagahamula	
		Wholesale		Retail		Wholesale	
		Previous 5 Days Average	16-Feb	Previous 5 Days Average	16-Feb	Previous 5 Days Average	16-Feb
Samba	Rs./Kg	91.00	88.00	96.00	95.00	91.00	90.00
Nadu	Rs./Kg	85.00	80.00	90.00	90.00	93.00	91.00
Kekulu White	Rs./Kg	92.00	n.a.	97.00	n.a.	90.00	88.00
Kekulu Red	Rs./Kg	84.00	70.00	89.00	80.00	91.00	91.00

- Price increased by more than 5% compared to previous week average price.
- Price decreased by more than 5% compared to previous week average price.

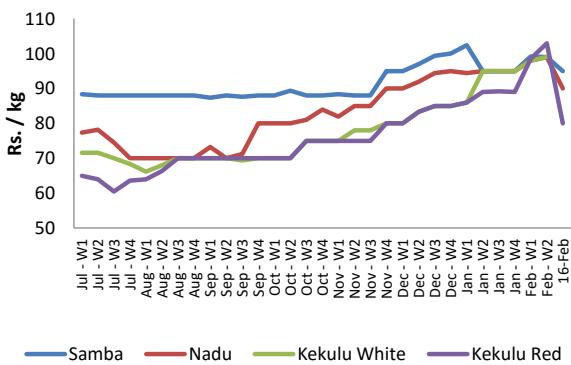
**Pettah - Wholesale**



**Marandagahamula - Wholesale**



**Pettah - Retail**



## Wholesale and Retail Prices of Selected Food Commodities

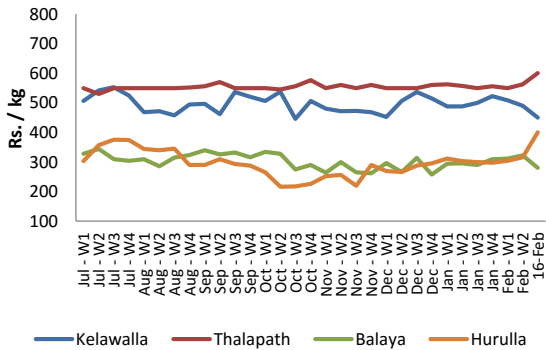


### Fish

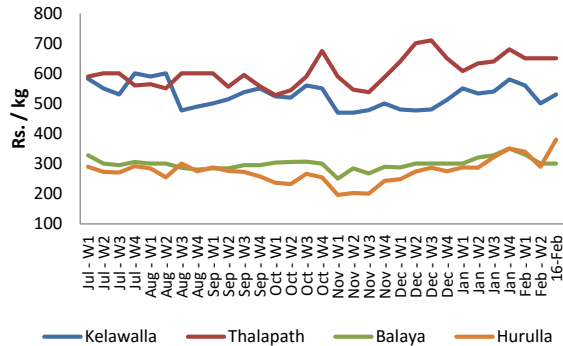
Item	Unit	Peliyagoda Fish Market				Negombo Fish Market			
		Wholesale		Retail		Wholesale		Retail	
		Previous 5 Days Average	16-Feb	Previous 5 Days Average	16-Feb	Previous 5 Days Average	16-Feb	Previous 5 Days Average	16-Feb
Kelawalla	Rs./Kg	460.00	450.00	702.00	690.00	500.00	530.00	650.00	700.00
Thalapath	Rs./Kg	584.00	600.00	739.00	760.00	630.00	650.00	780.00	850.00
Balaya	Rs./Kg	284.00	280.00	380.00	380.00	288.00	300.00	408.00	450.00
Paraw	Rs./Kg	494.00	550.00	784.00	880.00	510.00	480.00	700.00	650.00
Salaya	Rs./Kg	124.00	80.00	172.00	140.00	132.00	150.00	182.00	200.00
Hurulla	Rs./Kg	364.00	400.00	462.00	490.00	338.00	380.00	416.00	450.00

- Price increased by more than 5% compared to previous week average price.
- Price decreased by more than 5% compared to previous week average price.

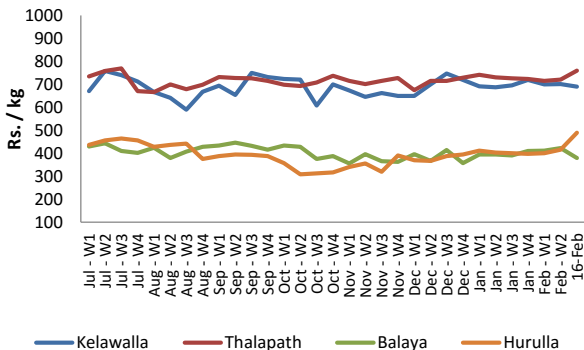
**Peliyagoda - Wholesale**



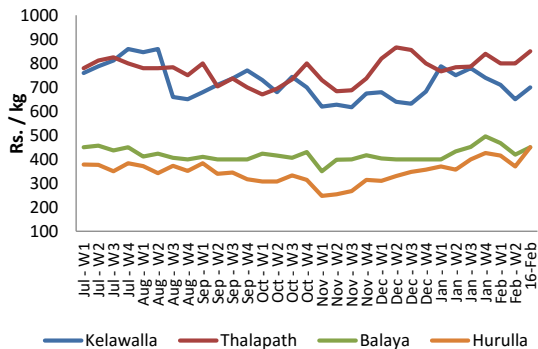
**Negombo - Wholesale**



**Peliyagoda - Retail**



**Negombo - Retail**



## Wholesale and Retail Prices of Selected Food Commodities

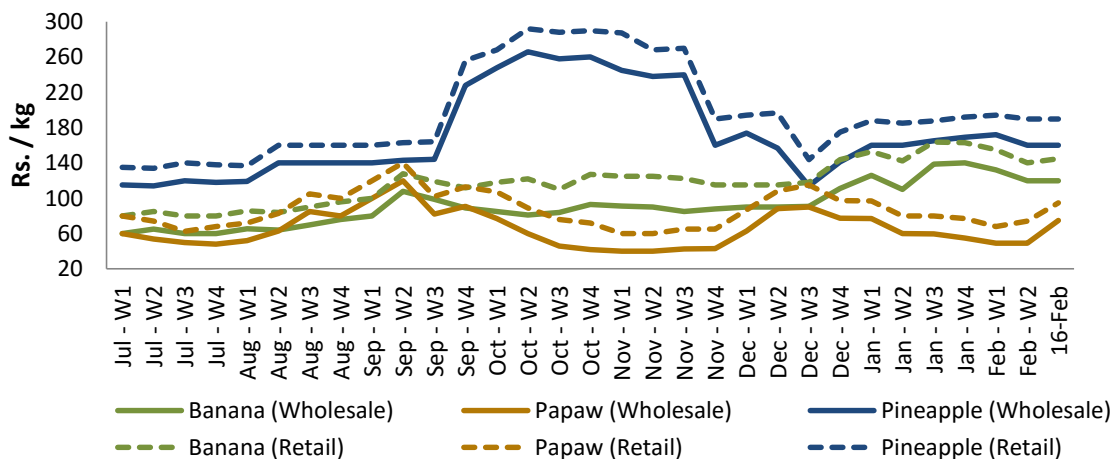


### Fruits

Item	Unit	Pettah			
		Wholesale		Retail	
		Previous 5 Days Average	16-Feb	Previous 5 Days Average	16-Feb
Banana (Sour)	Rs./Kg	122.00	120.00	149.00	145.00
Papaw	Rs./Kg	63.00	75.00	87.00	95.00
Pineapple	Rs./Kg	160.00	160.00	190.00	190.00

- Price increased by more than 5% compared to previous week average price.
- Price decreased by more than 5% compared to previous week average price.

**Pettah - Wholesale and Retail**



## Wholesale and Retail Prices of Selected Food Commodities



### Other

Item	Unit	Pettah				Dambulla			
		Wholesale		Retail		Wholesale		Retail	
		Previous 5 Days Average	16-Feb	Previous 5 Days Average	16-Feb	Previous 5 Days Average	16-Feb	Previous 5 Days Average	16-Feb
Red-Onions (local)	Rs./Kg	n.a.	n.a.	n.a.	n.a.	94.00	75.00	116.00	93.00
Red-Onions (Imp)	Rs./Kg	93.00	95.00	119.00	125.00	100.00	105.00	115.00	118.00
Big-Onions (local)	Rs./Kg	n.a.	n.a.	n.a.	n.a.	n.a.	n.a.	n.a.	n.a.
Big-Onions (Imp)	Rs./Kg	70.00	69.00	88.00	85.00	76.00	78.00	86.00	90.00
Potatoes (local)	Rs./Kg	114.00	120.00	140.00	140.00	117.00	115.00	127.00	135.00
Potatoes (Imp)	Rs./Kg	70.00	70.00	88.00	88.00				
Dried Chillies (Imp)	Rs./Kg	250.00	245.00	290.00	290.00	198.00	193.00	215.00	205.00
Coconut	Rs./Nut	59.00	58.00	68.00	70.00	51.00	48.00	59.00	57.00
Coconut oil	Rs./Ltr	320.00	320.00	340.00	340.00				
Dhal	Rs./Kg	145.00	135.00	157.00	150.00				
Sugar	Rs./Kg	95.00	95.00	105.00	105.00				
Eggs	Rs./Each	13.00	13.00	14.00	14.00				
Katta	Rs./Kg	800.00	800.00	850.00	850.00				
Sprats	Rs./Kg	450.00	450.00	500.00	500.00				

- Price increased by more than 5% compared to previous week average price.
- Price decreased by more than 5% compared to previous week average price.

