

## Wholesale and Retail Prices of Selected Food Commodities

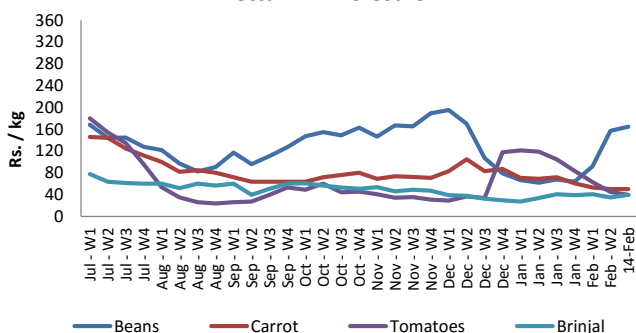


### Vegetables

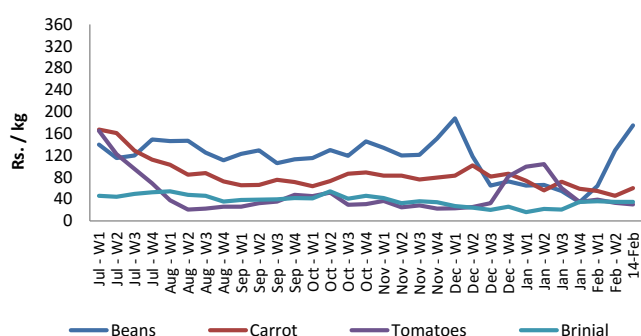
Item	Unit	Pettah				Dambulla			
		Wholesale		Retail		Wholesale		Retail	
		Previous 5 Days Average	14-Feb	Previous 5 Days Average	14-Feb	Previous 5 Days Average	14-Feb	Previous 5 Days Average	14-Feb
Beans	Rs./Kg	174.00	165.00	203.00	195.00	146.00	175.00	181.00	215.00
Carrot	Rs./Kg	51.00	50.00	84.00	75.00	47.00	60.00	70.00	80.00
Cabbage	Rs./Kg	21.00	20.00	46.00	45.00	16.00	20.00	33.00	35.00
Tomatoes	Rs./Kg	45.00	40.00	65.00	60.00	33.00	30.00	53.00	50.00
Brinjal	Rs./Kg	35.00	40.00	57.00	65.00	37.00	35.00	61.00	55.00
Pumpkin	Rs./Kg	45.00	45.00	66.00	65.00	39.00	40.00	58.00	55.00
Snake gourd	Rs./Kg	61.00	80.00	82.00	115.00	38.00	45.00	59.00	65.00

- Price increased by more than 5% compared to previous week average price.
- Price decreased by more than 5% compared to previous week average price.

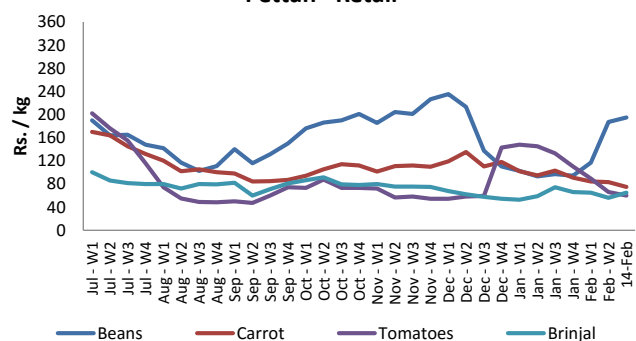
**Pettah - Wholesale**



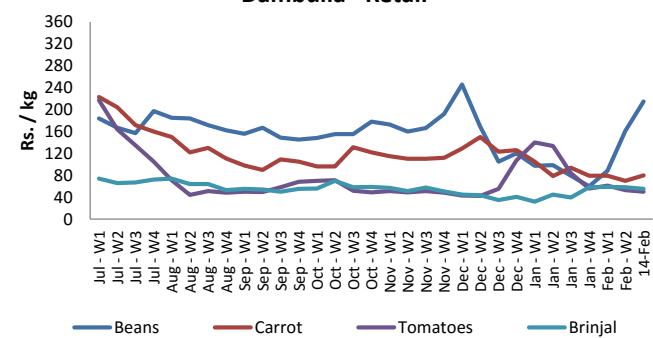
**Dambulla - Wholesale**



**Pettah - Retail**



**Dambulla - Retail**



## Wholesale and Retail Prices of Selected Food Commodities

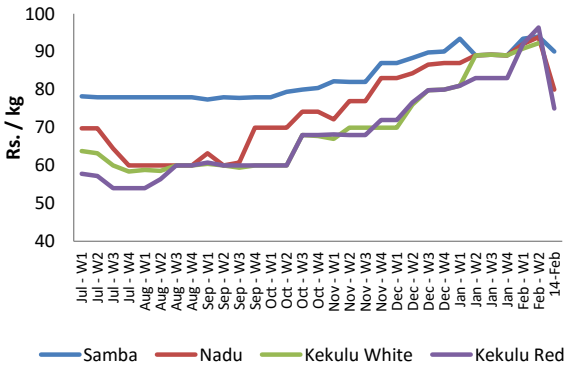


### Rice

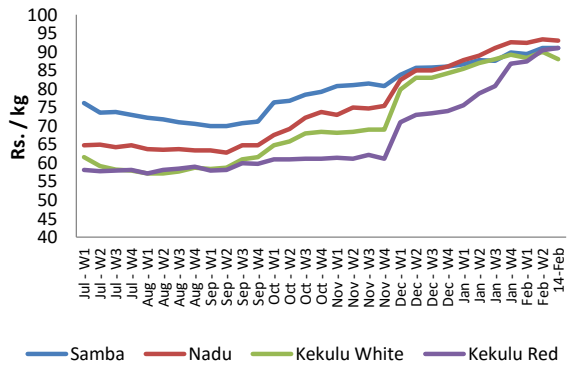
Item	Unit	Pettah				Marandagahamula	
		Wholesale		Retail		Wholesale	
		Previous 5 Days Average	14-Feb	Previous 5 Days Average	14-Feb	Previous 5 Days Average	14-Feb
Samba	Rs./Kg	93.00	90.00	98.00	95.00	91.00	91.00
Nadu	Rs./Kg	91.00	80.00	96.00	85.00	93.00	93.00
Kekulu White	Rs./Kg	92.00	n.a.	98.00	n.a.	91.00	88.00
Kekulu Red	Rs./Kg	93.00	75.00	99.00	80.00	91.00	91.00

- Price increased by more than 5% compared to previous week average price.
- Price decreased by more than 5% compared to previous week average price.

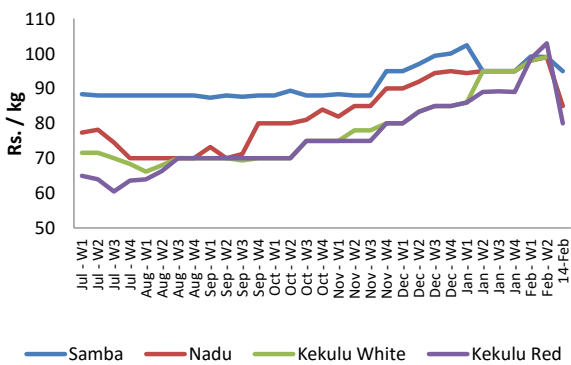
**Pettah - Wholesale**



**Marandagahamula - Wholesale**



**Pettah - Retail**



## Wholesale and Retail Prices of Selected Food Commodities

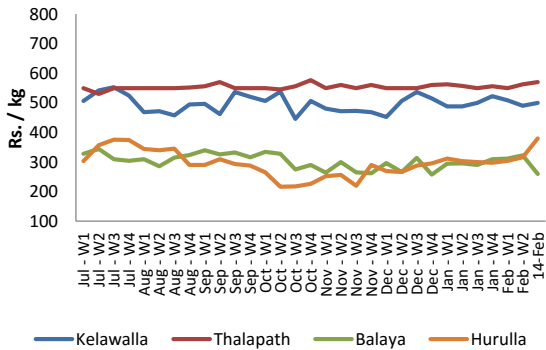


### Fish

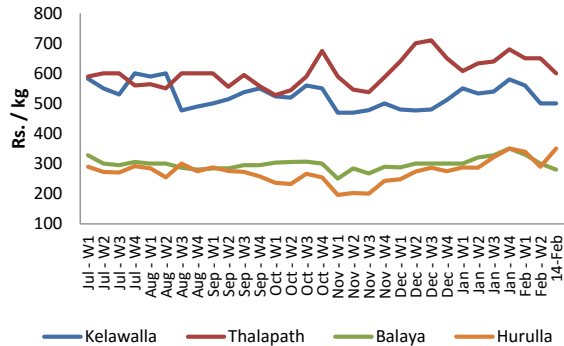
Item	Unit	Peliyagoda Fish Market				Negombo Fish Market			
		Wholesale		Retail		Wholesale		Retail	
		Previous 5 Days Average	14-Feb	Previous 5 Days Average	14-Feb	Previous 5 Days Average	14-Feb	Previous 5 Days Average	14-Feb
Kelawalla	Rs./Kg	470.00	500.00	700.00	690.00	500.00	500.00	650.00	650.00
Thalapath	Rs./Kg	575.00	570.00	728.00	740.00	650.00	600.00	800.00	750.00
Balaya	Rs./Kg	306.00	260.00	406.00	340.00	296.00	280.00	416.00	400.00
Paraw	Rs./Kg	508.00	450.00	768.00	650.00	500.00	550.00	700.00	700.00
Salaya	Rs./Kg	124.00	110.00	178.00	150.00	134.00	130.00	184.00	180.00
Hurulla	Rs./Kg	332.00	380.00	432.00	460.00	306.00	350.00	386.00	430.00

- Price increased by more than 5% compared to previous week average price.
- Price decreased by more than 5% compared to previous week average price.

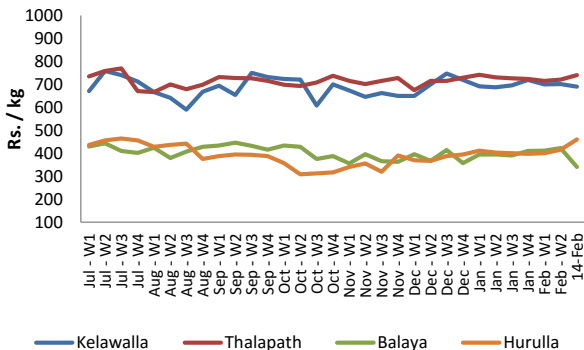
**Peliyagoda - Wholesale**



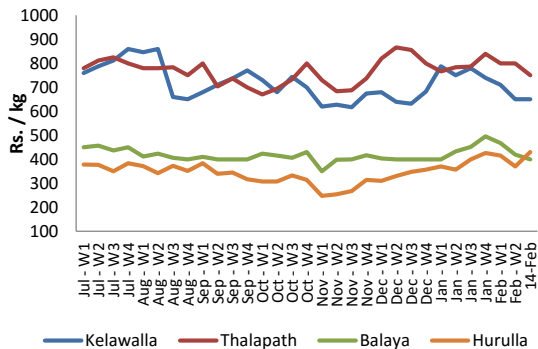
**Negombo - Wholesale**



**Peliyagoda - Retail**



**Negombo - Retail**



## Wholesale and Retail Prices of Selected Food Commodities

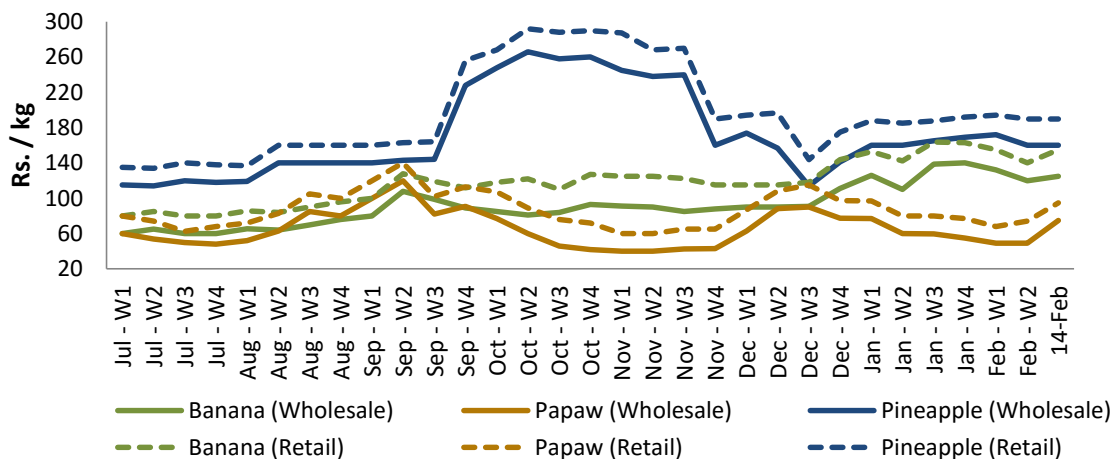


### Fruits

Item	Unit	Pettah			
		Wholesale		Retail	
		Previous 5 Days Average	14-Feb	Previous 5 Days Average	14-Feb
Banana (Sour)	Rs./Kg	120.00	125.00	143.00	155.00
Papaw	Rs./Kg	53.00	75.00	80.00	95.00
Pineapple	Rs./Kg	160.00	160.00	190.00	190.00

- Price increased by more than 5% compared to previous week average price.
- Price decreased by more than 5% compared to previous week average price.

Pettah - Wholesale and Retail



## Wholesale and Retail Prices of Selected Food Commodities



### Other

Item	Unit	Pettah				Dambulla			
		Wholesale		Retail		Wholesale		Retail	
		Previous 5 Days Average	14-Feb	Previous 5 Days Average	14-Feb	Previous 5 Days Average	14-Feb	Previous 5 Days Average	14-Feb
Red-Onions (local)	Rs./Kg	n.a.	n.a.	n.a.	n.a.	89.00	105.00	112.00	118.00
Red-Onions (Imp)	Rs./Kg	93.00	93.00	115.00	125.00	102.00	103.00	117.00	113.00
Big-Onions (local)	Rs./Kg	n.a.	n.a.	n.a.	n.a.	n.a.	n.a.	n.a.	n.a.
Big-Onions (Imp)	Rs./Kg	70.00	69.00	89.00	85.00	73.00	78.00	84.00	88.00
Potatoes (local)	Rs./Kg	106.00	120.00	134.00	145.00	118.00	113.00	128.00	123.00
Potatoes (Imp)	Rs./Kg	70.00	70.00	89.00	85.00				
Dried Chillies (Imp)	Rs./Kg	250.00	25.00	290.00	290.00	198.00	198.00	215.00	215.00
Coconut	Rs./Nut	58.00	60.00	66.00	70.00	53.00	48.00	60.00	57.00
Coconut oil	Rs./Ltr	320.00	320.00	340.00	340.00				
Dhal	Rs./Kg	146.00	143.00	158.00	158.00				
Sugar	Rs./Kg	95.00	95.00	105.00	105.00				
Eggs	Rs./Each	13.00	13.00	14.00	14.00				
Katta	Rs./Kg	800.00	800.00	850.00	850.00				
Sprats	Rs./Kg	450.00	450.00	500.00	500.00				

- Price increased by more than 5% compared to previous week average price.
- Price decreased by more than 5% compared to previous week average price.

