

Wholesale and Retail Prices of Selected Food Commodities

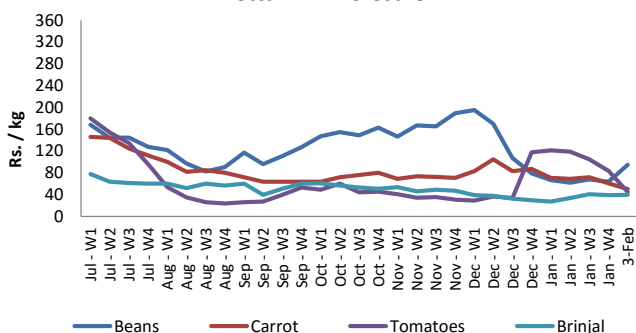


Vegetables

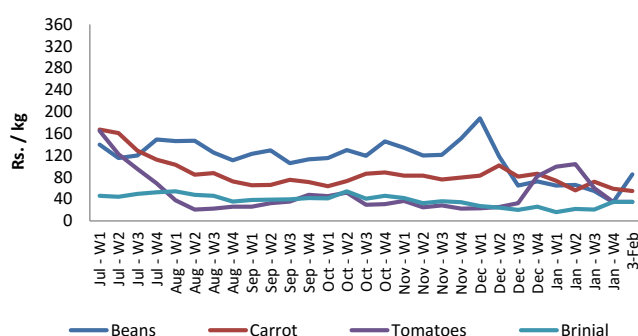
Item	Unit	Pettah				Dambulla			
		Wholesale		Retail		Wholesale		Retail	
		Previous 5 Days Average	3-Feb	Previous 5 Days Average	3-Feb	Previous 5 Days Average	3-Feb	Previous 5 Days Average	3-Feb
Beans	Rs./Kg	86.00	95.00	111.00	125.00	53.00	85.00	77.00	110.00
Carrot	Rs./Kg	54.00	50.00	85.00	80.00	56.00	55.00	78.00	80.00
Cabbage	Rs./Kg	19.00	20.00	44.00	45.00	14.00	10.00	29.00	30.00
Tomatoes	Rs./Kg	67.00	45.00	92.00	75.00	39.00	35.00	61.00	55.00
Brinjal	Rs./Kg	41.00	40.00	68.00	60.00	36.00	35.00	59.00	55.00
Pumpkin	Rs./Kg	48.00	40.00	72.00	60.00	41.00	45.00	60.00	65.00
Snake gourd	Rs./Kg	43.00	40.00	64.00	60.00	32.00	35.00	51.00	55.00

- Price increased by more than 5% compared to previous week average price.
- Price decreased by more than 5% compared to previous week average price.

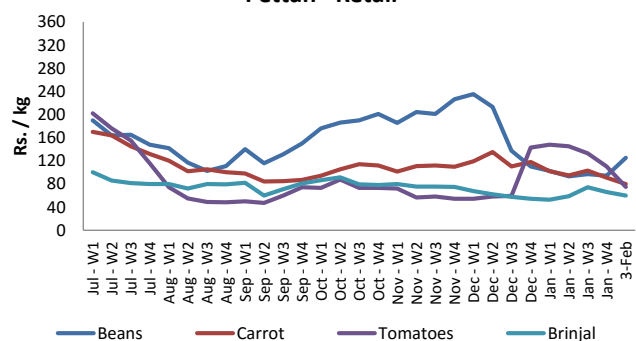
Pettah - Wholesale



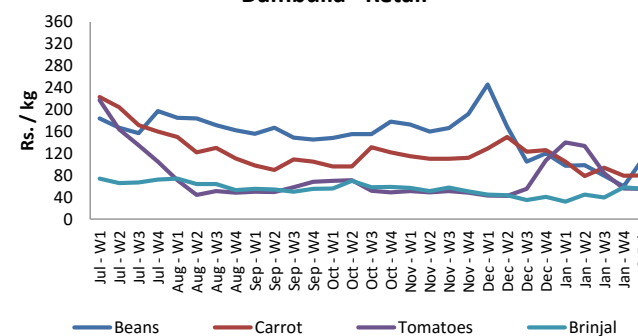
Dambulla - Wholesale



Pettah - Retail



Dambulla - Retail



Prices of beans increased significantly in both Pettah and Dambulla markets due to low supply.

Wholesale and Retail Prices of Selected Food Commodities



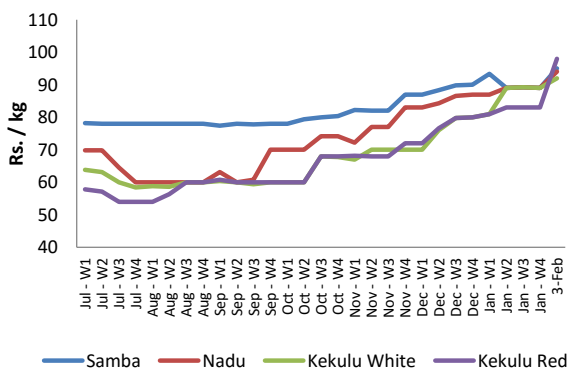
Rice

Item	Unit	Pettah				Marandaghamula	
		Wholesale		Retail		Wholesale	
		Previous 5 Days Average	3-Feb	Previous 5 Days Average	3-Feb	Previous 5 Days Average	3-Feb
Samba	Rs./Kg	92.00	95.00	98.00	100.00	89.00	90.00
Nadu	Rs./Kg	91.00	94.00	97.00	100.00	92.00	93.00
Kekulu White	Rs./Kg	90.00	92.00	97.00	100.00	89.00	88.00
Kekulu Red	Rs./Kg	89.00	98.00	95.00	105.00	88.00	87.00

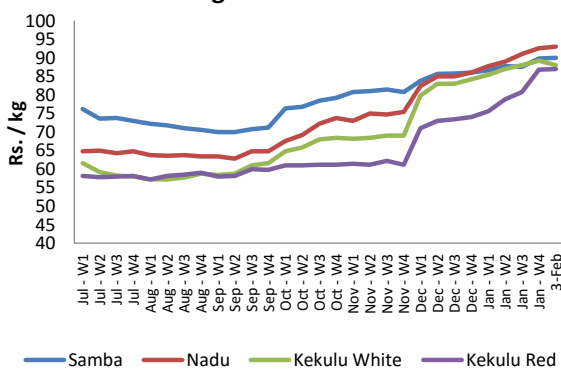
 Price increased by more than 5% compared to previous week average price.

 Price decreased by more than 5% compared to previous week average price.

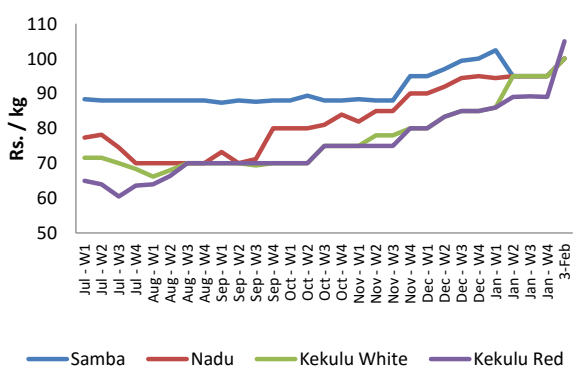
Pettah - Wholesale



Marandaghamula - Wholesale



Pettah - Retail



Prices of all varieties of rice increased in Pettah market compared to the last week caused by both low supply and high demand for local varieties.

Wholesale and Retail Prices of Selected Food Commodities

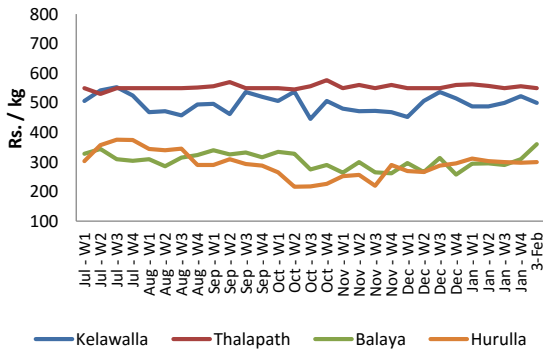


Fish

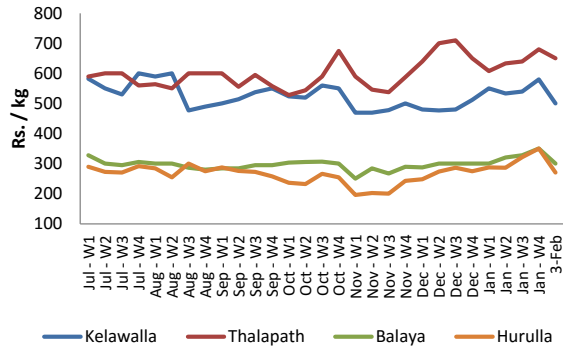
Item	Unit	Peliyagoda Fish Market				Negombo Fish Market			
		Wholesale		Retail		Wholesale		Retail	
		Previous 5 Days Average	3-Feb	Previous 5 Days Average	3-Feb	Previous 5 Days Average	3-Feb	Previous 5 Days Average	3-Feb
Kelawalla	Rs./Kg	518.00	500.00	704.00	700.00	580.00	500.00	730.00	650.00
Thalapath	Rs./Kg	552.00	550.00	718.00	715.00	650.00	650.00	800.00	800.00
Balaya	Rs./Kg	306.00	360.00	406.00	460.00	340.00	300.00	484.00	420.00
Paraw	Rs./Kg	524.00	500.00	732.00	700.00	524.00	500.00	690.00	700.00
Salaya	Rs./Kg	98.00	90.00	156.00	150.00	126.00	120.00	176.00	170.00
Hurulla	Rs./Kg	304.00	300.00	400.00	400.00	356.00	270.00	436.00	350.00

- Price increased by more than 5% compared to previous week average price.
- Price decreased by more than 5% compared to previous week average price.

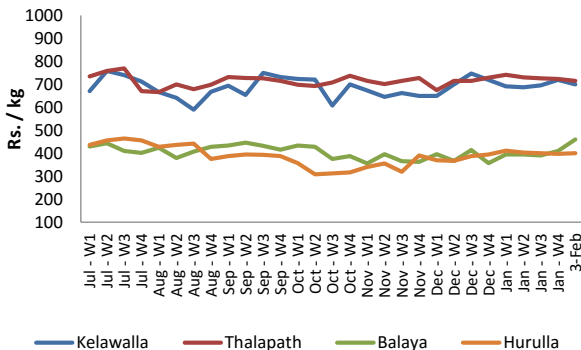
Peliyagoda - Wholesale



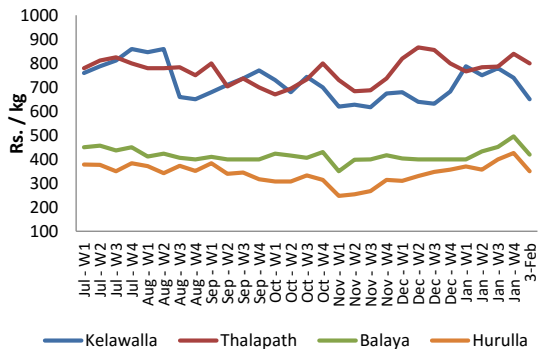
Negombo - Wholesale



Peliyagoda - Retail



Negombo - Retail



Wholesale and Retail Prices of Selected Food Commodities

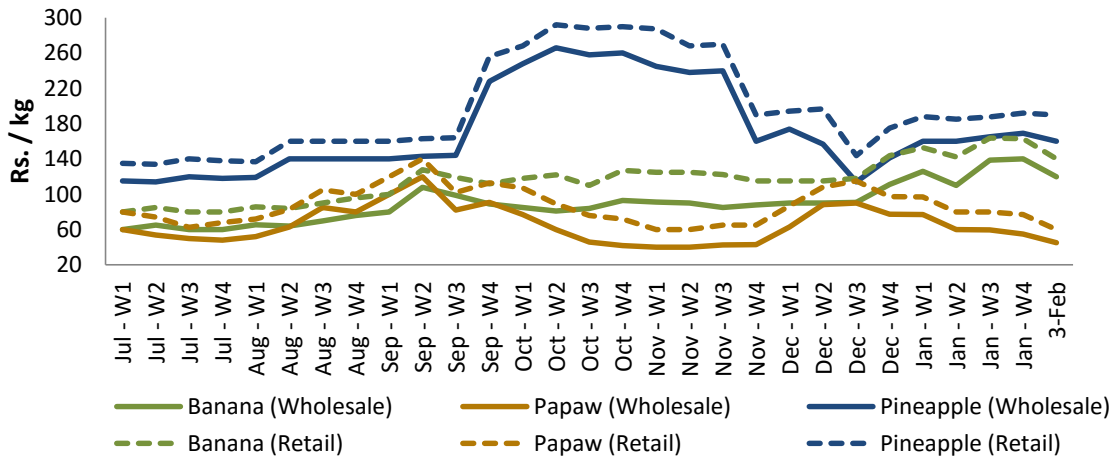


Fruits

Item	Unit	Pettah			
		Wholesale		Retail	
		Previous 5 Days Average	3-Feb	Previous 5 Days Average	3-Feb
Banana (Sour)	Rs./Kg	136.00	120.00	160.00	140.00
Papaw	Rs./Kg	50.00	45.00	70.00	60.00
Pineapple	Rs./Kg	176.00	160.00	196.00	190.00

- Price increased by more than 5% compared to previous week average price.
- Price decreased by more than 5% compared to previous week average price.

Pettah - Wholesale and Retail



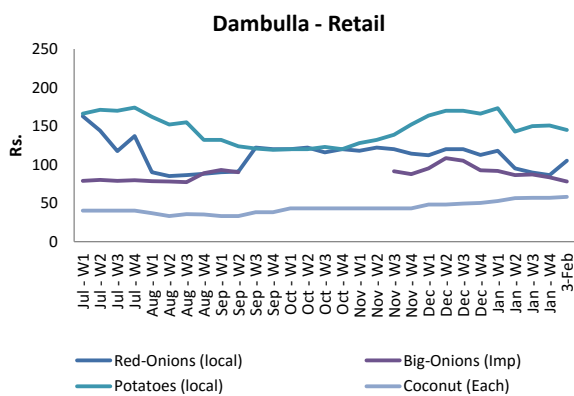
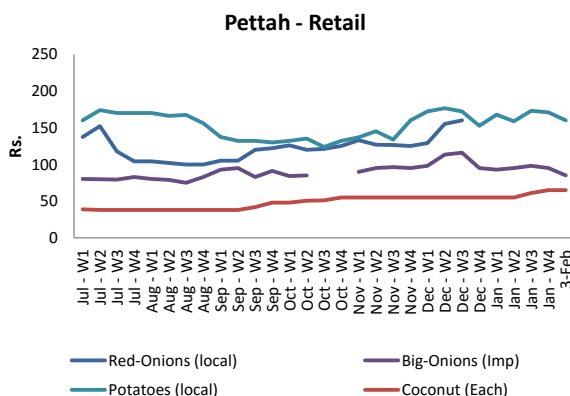
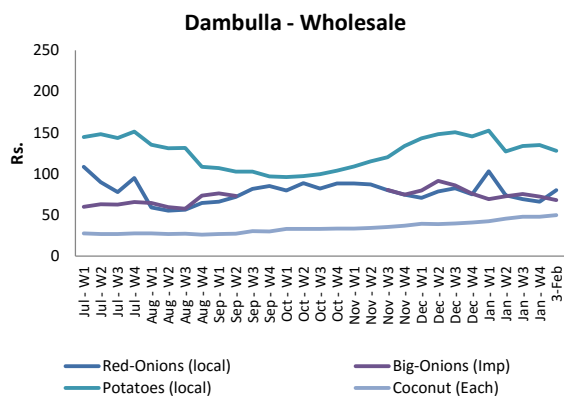
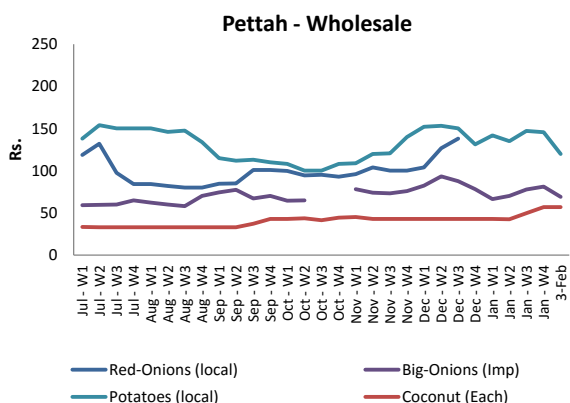
Wholesale and Retail Prices of Selected Food Commodities



Other

Item	Unit	Pettah				Dambulla			
		Wholesale		Retail		Wholesale		Retail	
		Previous 5 Days Average	3-Feb	Previous 5 Days Average	3-Feb	Previous 5 Days Average	3-Feb	Previous 5 Days Average	3-Feb
Red-Onions (local)	Rs./Kg	n.a.	n.a.	n.a.	n.a.	65.00	80.00	86.00	105.00
Red-Onions (Imp)	Rs./Kg	91.00	95.00	123.00	115.00	97.00	95.00	111.00	113.00
Big-Onions (local)	Rs./Kg	n.a.	n.a.	n.a.	n.a.	n.a.	n.a.	n.a.	n.a.
Big-Onions (Imp)	Rs./Kg	78.00	69.00	95.00	85.00	70.00	68.00	81.00	78.00
Potatoes (local)	Rs./Kg	134.00	120.00	166.00	160.00	135.00	128.00	156.00	145.00
Potatoes (Imp)	Rs./Kg	85.00	85.00	109.00	100.00				
Dried Chillies (Imp)	Rs./Kg	260.00	250.00	294.00	290.00	209.00	198.00	224.00	215.00
Coconut	Rs./Nut	57.00	57.00	65.00	65.00	48.00	50.00	55.00	58.00
Coconut oil	Rs./Ltr	303.00	305.00	323.00	340.00				
Dhal	Rs./Kg	149.00	150.00	160.00	160.00				
Sugar	Rs./Kg	95.00	95.00	102.00	105.00				
Eggs	Rs./Each	13.00	13.00	14.00	14.00				
Katta	Rs./Kg	900.00	800.00	950.00	850.00				
Sprats	Rs./Kg	550.00	450.00	590.00	500.00				

- Price increased by more than 5% compared to previous week average price.
- Price decreased by more than 5% compared to previous week average price.



Price of local potatoes decreased in both Pettah and Dambulla markets compared to the last week caused by high supply.