

## Wholesale and Retail Prices of Selected Food Commodities

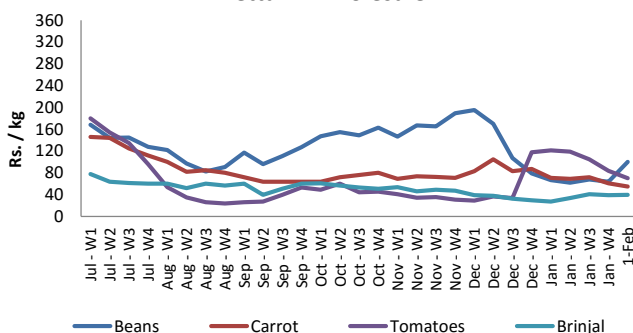


### Vegetables

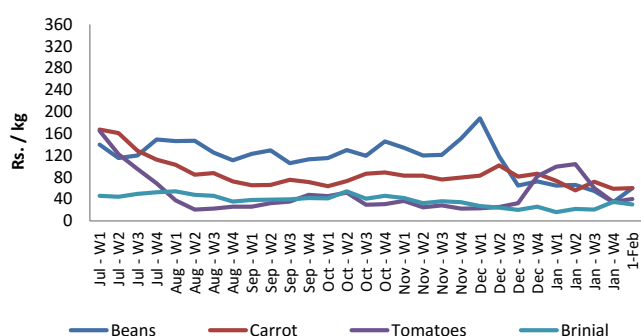
Item	Unit	Pettah				Dambulla			
		Wholesale		Retail		Wholesale		Retail	
		Previous 5 Days Average	1-Feb	Previous 5 Days Average	1-Feb	Previous 5 Days Average	1-Feb	Previous 5 Days Average	1-Feb
Beans	Rs./Kg	75.00	100.00	102.00	120.00	35.00	60.00	57.00	85.00
Carrot	Rs./Kg	61.00	55.00	91.00	75.00	57.00	60.00	77.00	80.00
Cabbage	Rs./Kg	19.00	20.00	44.00	45.00	15.00	15.00	29.00	35.00
Tomatoes	Rs./Kg	80.00	70.00	106.00	90.00	38.00	40.00	60.00	65.00
Brinjal	Rs./Kg	41.00	40.00	68.00	65.00	36.00	30.00	60.00	55.00
Pumpkin	Rs./Kg	53.00	50.00	78.00	70.00	35.00	50.00	55.00	70.00
Snake gourd	Rs./Kg	39.00	45.00	62.00	65.00	31.00	30.00	52.00	45.00

- Price increased by more than 5% compared to previous week average price.
- Price decreased by more than 5% compared to previous week average price.

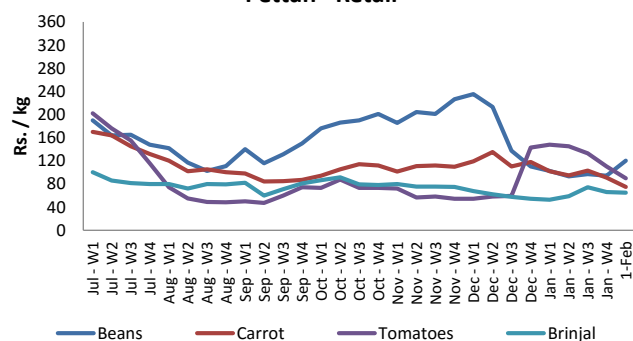
**Pettah - Wholesale**



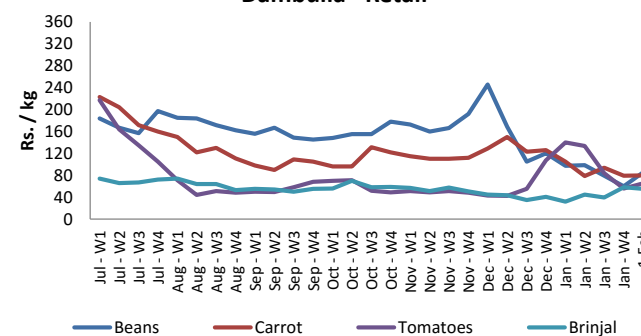
**Dambulla - Wholesale**



**Pettah - Retail**



**Dambulla - Retail**



## Wholesale and Retail Prices of Selected Food Commodities

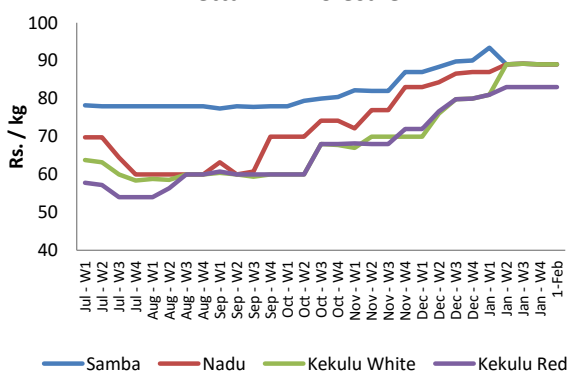


### Rice

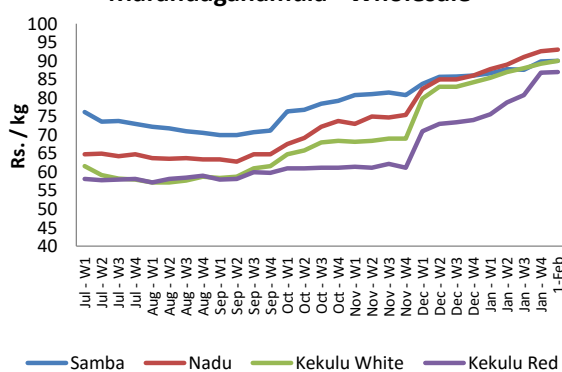
Item	Unit	Pettah				Marandagahamula	
		Wholesale		Retail		Wholesale	
		Previous 5 Days Average	1-Feb	Previous 5 Days Average	1-Feb	Previous 5 Days Average	1-Feb
Samba	Rs./Kg	90.00	89.00	96.00	95.00	89.00	90.00
Nadu	Rs./Kg	89.00	89.00	95.00	95.00	92.00	93.00
Kekulu White	Rs./Kg	89.00	89.00	95.00	95.00	89.00	90.00
Kekulu Red	Rs./Kg	83.00	83.00	89.00	89.00	88.00	87.00

- Price increased by more than 5% compared to previous week average price.
- Price decreased by more than 5% compared to previous week average price.

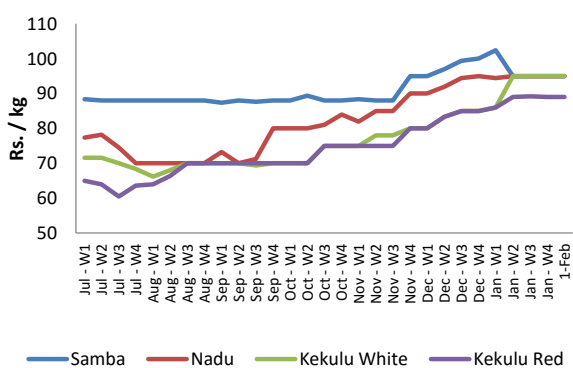
**Pettah - Wholesale**



**Marandagahamula - Wholesale**



**Pettah - Retail**



## Wholesale and Retail Prices of Selected Food Commodities

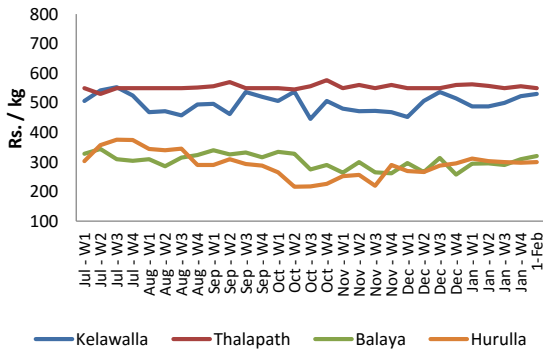


### Fish

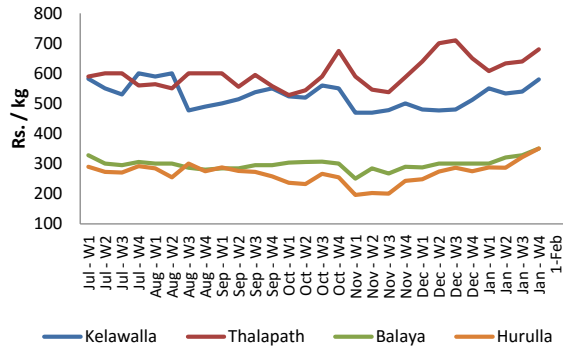
Item	Unit	Peliyagoda Fish Market				Negombo Fish Market			
		Wholesale		Retail		Wholesale		Retail	
		Previous 5 Days Average	1-Feb	Previous 5 Days Average	1-Feb	Previous 5 Days Average	31-Jan	Previous 5 Days Average	31-Jan
Kelawalla	Rs./Kg	514.00	530.00	708.00	690.00	600.00	600.00	750.00	750.00
Thalapath	Rs./Kg	554.00	550.00	721.00	715.00	680.00	650.00	840.00	800.00
Balaya	Rs./Kg	306.00	320.00	406.00	420.00	350.00	350.00	500.00	500.00
Paraw	Rs./Kg	524.00	520.00	730.00	730.00	540.00	500.00	730.00	650.00
Salaya	Rs./Kg	98.00	90.00	160.00	140.00	120.00	130.00	172.00	180.00
Hurulla	Rs./Kg	302.00	300.00	398.00	400.00	356.00	380.00	432.00	450.00

- Price increased by more than 5% compared to previous week average price.
- Price decreased by more than 5% compared to previous week average price.

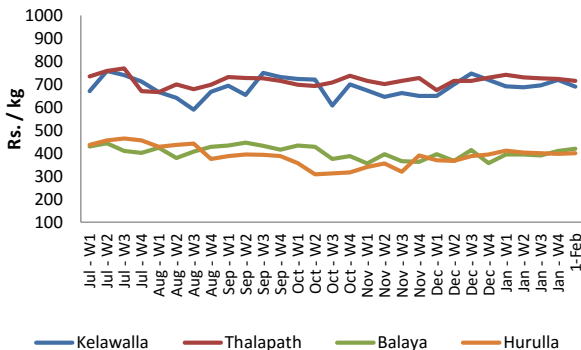
**Peliyagoda - Wholesale**



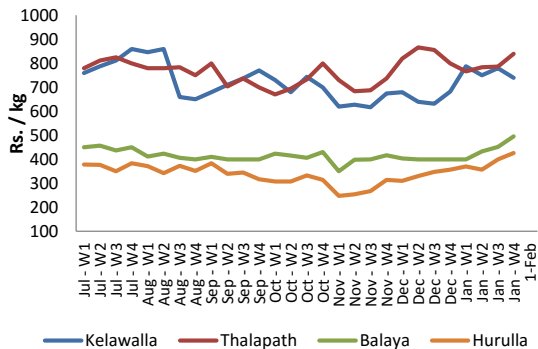
**Negombo - Wholesale**



**Peliyagoda - Retail**



**Negombo - Retail**



## Wholesale and Retail Prices of Selected Food Commodities

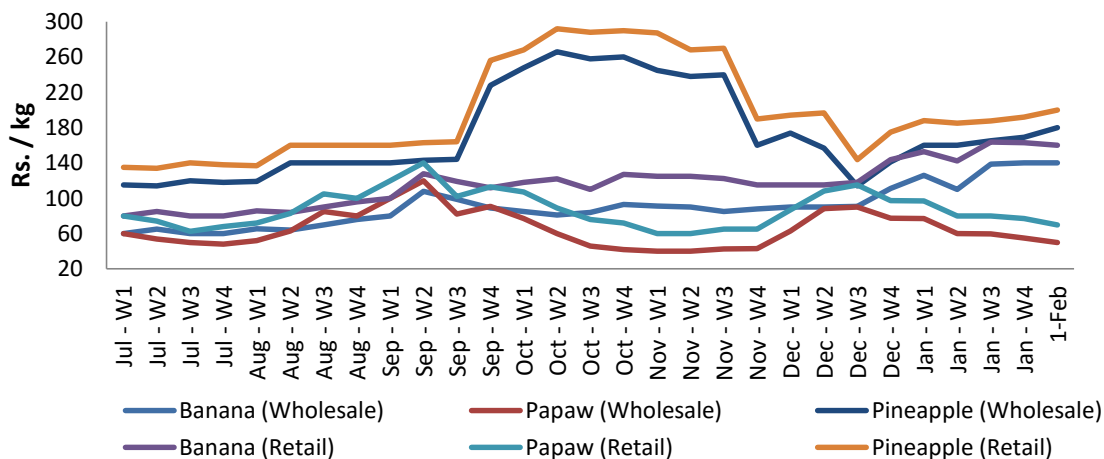


### Fruits

Item	Unit	Pettah			
		Wholesale		Retail	
		Previous 5 Days Average	1-Feb	Previous 5 Days Average	1-Feb
Banana (Sour)	Rs./Kg	136.00	140.00	158.00	160.00
Papaw	Rs./Kg	52.00	50.00	74.00	70.00
Pineapple	Rs./Kg	172.00	180.00	192.00	200.00

- Price increased by more than 5% compared to previous week average price.
- Price decreased by more than 5% compared to previous week average price.

**Pettah - Wholesale and Retail**



## Wholesale and Retail Prices of Selected Food Commodities



### Other

Item	Unit	Pettah				Dambulla			
		Wholesale		Retail		Wholesale		Retail	
		Previous 5 Days Average	1-Feb	Previous 5 Days Average	1-Feb	Previous 5 Days Average	1-Feb	Previous 5 Days Average	1-Feb
Red-Onions (local)	Rs./Kg	n.a.	n.a.	n.a.	n.a.	65.00	70.00	86.00	88.00
Red-Onions (Imp)	Rs./Kg	92.00	92.00	125.00	120.00	95.00	105.00	108.00	118.00
Big-Onions (local)	Rs./Kg	n.a.	n.a.	n.a.	n.a.	n.a.	n.a.	n.a.	n.a.
Big-Onions (Imp)	Rs./Kg	81.00	75.00	95.00	95.00	71.00	69.00	82.00	80.00
Potatoes (local)	Rs./Kg	140.00	130.00	168.00	160.00	136.00	133.00	155.00	155.00
Potatoes (Imp)	Rs./Kg	90.00	83.00	115.00	105.00				
Dried Chillies (Imp)	Rs./Kg	260.00	260.00	290.00	300.00	216.00	205.00	231.00	220.00
Coconut	Rs./Nut	57.00	57.00	65.00	65.00	48.00	48.00	55.00	57.00
Coconut oil	Rs./Ltr	301.00	300.00	323.00	320.00				
Dhal	Rs./Kg	149.00	150.00	160.00	160.00				
Sugar	Rs./Kg	95.00	95.00	103.00	100.00				
Eggs	Rs./Each	13.00	13.00	14.00	14.00				
Katta	Rs./Kg	900.00	900.00	950.00	950.00				
Sprats	Rs./Kg	550.00	550.00	590.00	590.00				

- Price increased by more than 5% compared to previous week average price.
- Price decreased by more than 5% compared to previous week average price.

