

## Wholesale and Retail Prices of Selected Food Commodities

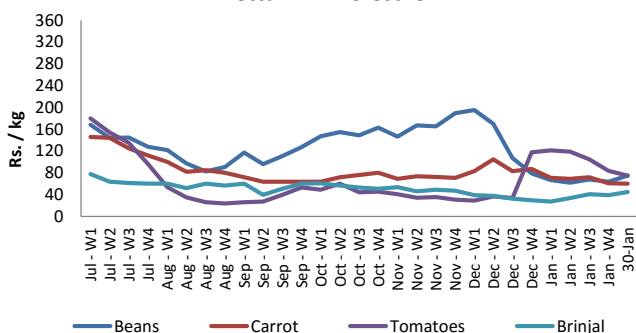


### Vegetables

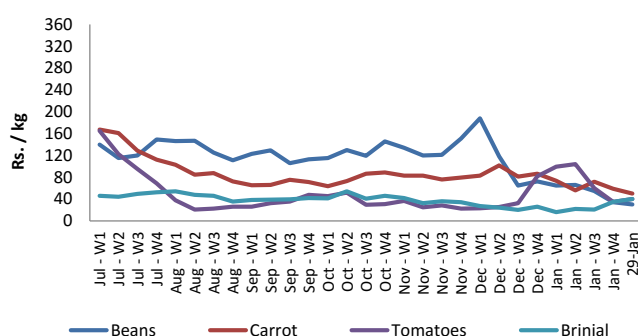
Item	Unit	Pettah				Dambulla			
		Wholesale		Retail		Wholesale		Retail	
		Previous 5 Days Average	30-Jan	Previous 5 Days Average	30-Jan	Previous 5 Days Average	29-Jan	Previous 5 Days Average	29-Jan
Beans	Rs./Kg	64.00	75.00	94.00	100.00	34.00	30.00	60.00	45.00
Carrot	Rs./Kg	61.00	60.00	91.00	90.00	59.00	50.00	79.00	85.00
Cabbage	Rs./Kg	19.00	20.00	44.00	40.00	17.00	10.00	33.00	25.00
Tomatoes	Rs./Kg	84.00	75.00	110.00	100.00	35.00	40.00	56.00	65.00
Brinjal	Rs./Kg	39.00	45.00	66.00	70.00	35.00	40.00	58.00	65.00
Pumpkin	Rs./Kg	56.00	50.00	79.00	75.00	33.00	40.00	53.00	60.00
Snake gourd	Rs./Kg	38.00	45.00	62.00	65.00	29.00	30.00	51.00	50.00

- Price increased by more than 5% compared to previous week average price.
- Price decreased by more than 5% compared to previous week average price.

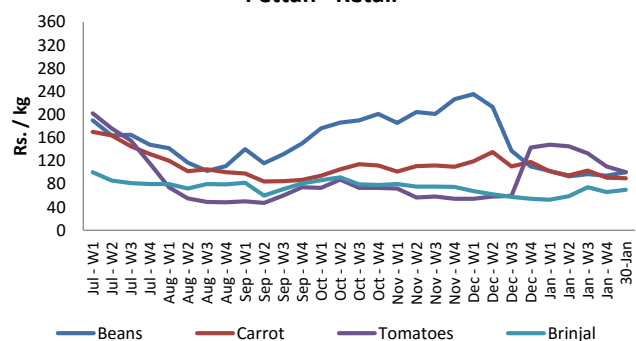
**Pettah - Wholesale**



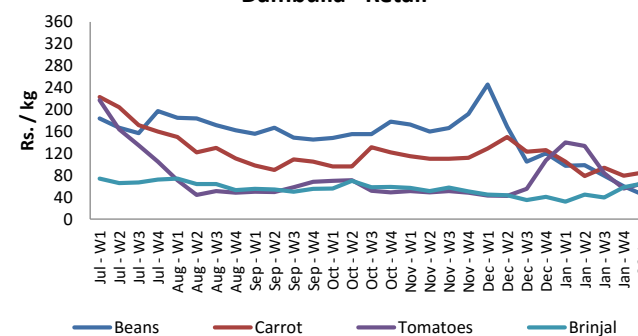
**Dambulla - Wholesale**



**Pettah - Retail**



**Dambulla - Retail**



## Wholesale and Retail Prices of Selected Food Commodities

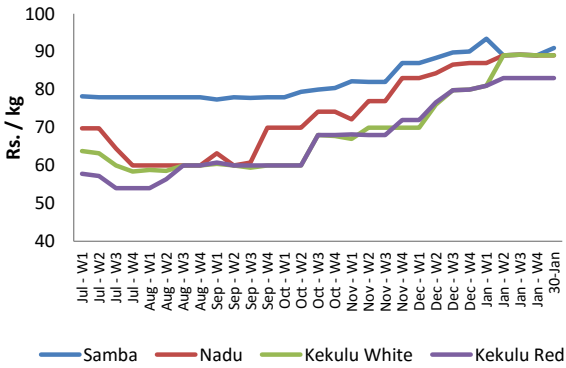


### Rice

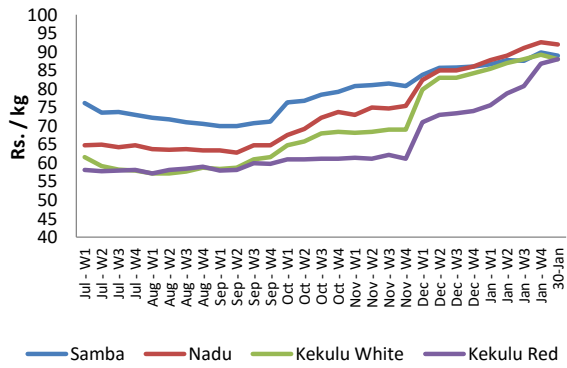
Item	Unit	Pettah				Marandagahamula	
		Wholesale		Retail		Wholesale	
		Previous 5 Days Average	30-Jan	Previous 5 Days Average	30-Jan	Previous 5 Days Average	30-Jan
Samba	Rs./Kg	89.00	91.00	95.00	98.00	90.00	89.00
Nadu	Rs./Kg	89.00	89.00	95.00	95.00	93.00	92.00
Kekulu White	Rs./Kg	89.00	89.00	95.00	95.00	89.00	88.00
Kekulu Red	Rs./Kg	83.00	83.00	89.00	89.00	87.00	88.00

- Price increased by more than 5% compared to previous week average price.
- Price decreased by more than 5% compared to previous week average price.

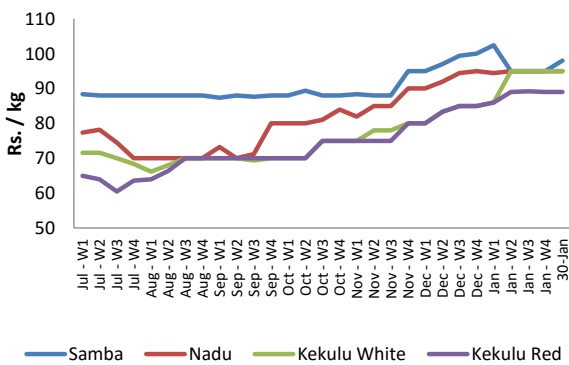
**Pettah - Wholesale**



**Marandagahamula - Wholesale**



**Pettah - Retail**



## Wholesale and Retail Prices of Selected Food Commodities

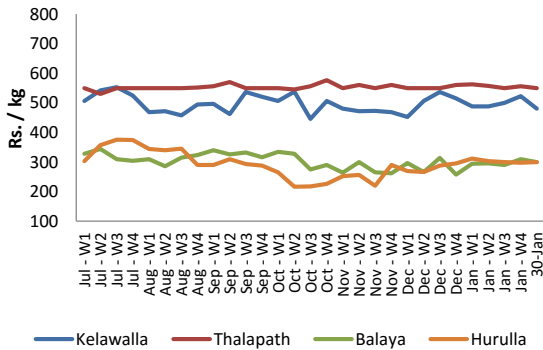


### Fish

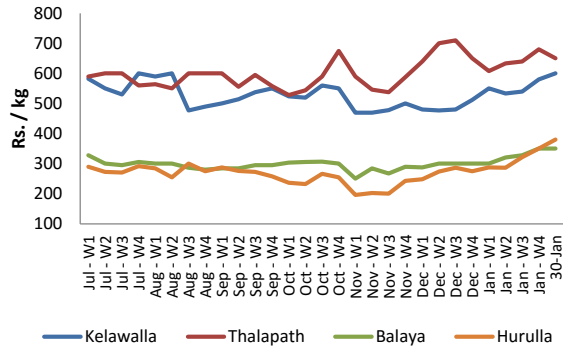
Item	Unit	Peliyagoda Fish Market				Negombo Fish Market			
		Wholesale		Retail		Wholesale		Retail	
		Previous 5 Days Average	30-Jan	Previous 5 Days Average	30-Jan	Previous 5 Days Average	30-Jan	Previous 5 Days Average	30-Jan
Kelawalla	Rs./Kg	522.00	480.00	720.00	670.00	580.00	600.00	740.00	750.00
Thalapath	Rs./Kg	556.00	550.00	724.00	715.00	680.00	650.00	840.00	800.00
Balaya	Rs./Kg	310.00	300.00	410.00	400.00	350.00	350.00	496.00	500.00
Paraw	Rs./Kg	514.00	500.00	716.00	700.00	540.00	500.00	740.00	650.00
Salaya	Rs./Kg	96.00	100.00	158.00	160.00	124.00	130.00	176.00	180.00
Hurulla	Rs./Kg	298.00	300.00	398.00	400.00	350.00	380.00	426.00	450.00

- Price increased by more than 5% compared to previous week average price.
- Price decreased by more than 5% compared to previous week average price.

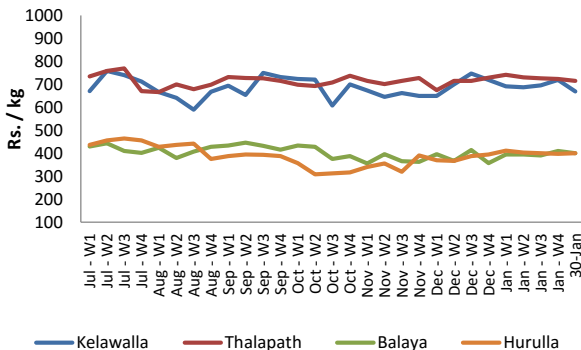
**Peliyagoda - Wholesale**



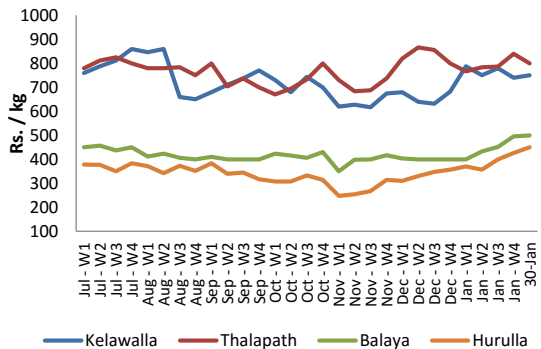
**Negombo - Wholesale**



**Peliyagoda - Retail**



**Negombo - Retail**



## Wholesale and Retail Prices of Selected Food Commodities

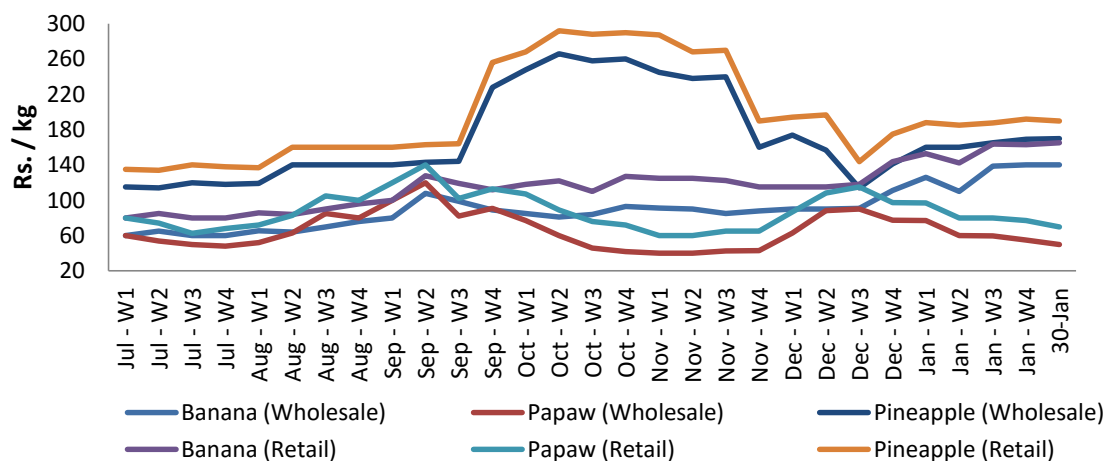


### Fruits

Item	Unit	Pettah			
		Wholesale		Retail	
		Previous 5 Days Average	30-Jan	Previous 5 Days Average	30-Jan
Banana (Sour)	Rs./Kg	140.00	140.00	163.00	165.00
Papaw	Rs./Kg	55.00	50.00	77.00	70.00
Pineapple	Rs./Kg	169.00	170.00	192.00	190.00

- Price increased by more than 5% compared to previous week average price.
- Price decreased by more than 5% compared to previous week average price.

Pettah - Wholesale and Retail



## Wholesale and Retail Prices of Selected Food Commodities



### Other

Item	Unit	Pettah				Dambulla			
		Wholesale		Retail		Wholesale		Retail	
		Previous 5 Days Average	30-Jan	Previous 5 Days Average	30-Jan	Previous 5 Days Average	29-Jan	Previous 5 Days Average	29-Jan
Red-Onions (local)	Rs./Kg	n.a.	n.a.	n.a.	n.a.	66.00	60.00	86.00	83.00
Red-Onions (Imp)	Rs./Kg	92.00	91.00	121.00	125.00	97.00	95.00	111.00	108.00
Big-Onions (local)	Rs./Kg	n.a.	n.a.	n.a.	n.a.	n.a.	n.a.	n.a.	n.a.
Big-Onions (Imp)	Rs./Kg	81.00	81.00	95.00	95.00	72.00	73.00	83.00	83.00
Potatoes (local)	Rs./Kg	146.00	140.00	171.00	175.00	135.00	n.a.	151.00	n.a.
Potatoes (Imp)	Rs./Kg	90.00	90.00	115.00	115.00				
Dried Chillies (Imp)	Rs./Kg	256.00	260.00	290.00	290.00	218.00	213.00	234.00	225.00
Coconut	Rs./Nut	57.00	56.00	65.00	65.00	48.00	47.00	57.00	53.00
Coconut oil	Rs./Ltr	304.00	300.00	326.00	320.00				
Dhal	Rs./Kg	150.00	148.00	161.00	160.00				
Sugar	Rs./Kg	95.00	95.00	103.00	103.00				
Eggs	Rs./Each	13.00	13.00	14.00	14.00				
Katta	Rs./Kg	900.00	900.00	950.00	950.00				
Sprats	Rs./Kg	550.00	550.00	590.00	590.00				

- Price increased by more than 5% compared to previous week average price.
- Price decreased by more than 5% compared to previous week average price.

