

## Wholesale and Retail Prices of Selected Food Commodities

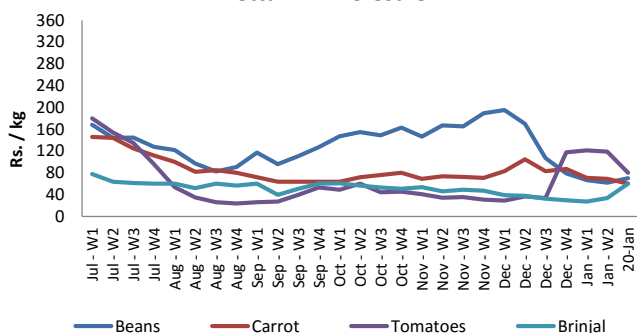


### Vegetables

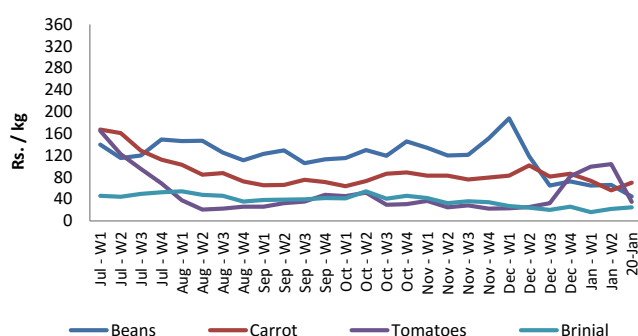
Item	Unit	Pettah				Dambulla			
		Wholesale		Retail		Wholesale		Retail	
		Previous 5 Days Average	20-Jan	Previous 5 Days Average	20-Jan	Previous 5 Days Average	20-Jan	Previous 5 Days Average	20-Jan
Beans	Rs./Kg	66.00	70.00	96.00	100.00	59.00	45.00	87.00	65.00
Carrot	Rs./Kg	75.00	60.00	102.00	100.00	69.00	70.00	91.00	95.00
Cabbage	Rs./Kg	20.00	20.00	48.00	40.00	17.00	20.00	35.00	35.00
Tomatoes	Rs./Kg	116.00	80.00	141.00	120.00	75.00	35.00	101.00	55.00
Brinjal	Rs./Kg	38.00	60.00	70.00	90.00	21.00	25.00	41.00	45.00
Pumpkin	Rs./Kg	57.00	50.00	79.00	80.00	41.00	35.00	63.00	60.00
Snake gourd	Rs./Kg	39.00	40.00	65.00	70.00	38.00	35.00	59.00	55.00

- Price increased by more than 5% compared to previous week average price.
- Price decreased by more than 5% compared to previous week average price.

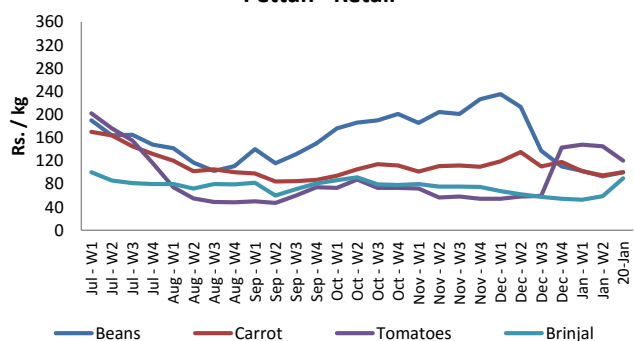
**Pettah - Wholesale**



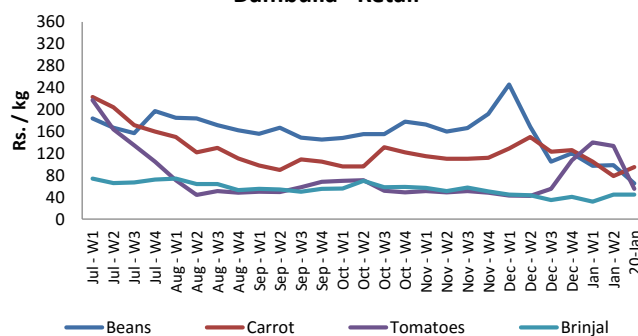
**Dambulla - Wholesale**



**Pettah - Retail**



**Dambulla - Retail**



Prices of vegetables in both Pettah and Dambulla market demonstrated a mixed movement throughout the week. However, price of tomatoes decreased significantly in both markets when compared with last 3 weeks due to improved supply from upcountry areas such as Badulla, Bandarawela & Welimada.

## Wholesale and Retail Prices of Selected Food Commodities



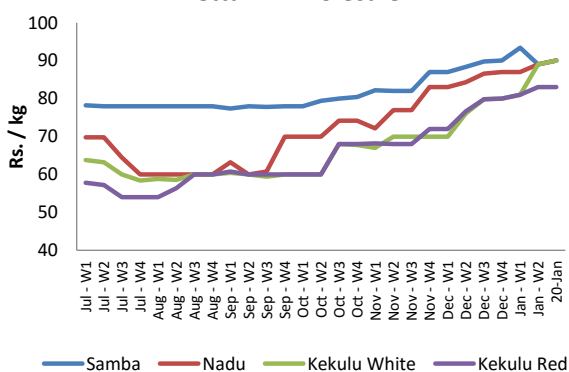
### Rice

Item	Unit	Pettah				Marandaghamula	
		Wholesale		Retail		Wholesale	
		Previous 5 Days Average	20-Jan	Previous 5 Days Average	20-Jan	Previous 5 Days Average	20-Jan
Samba	Rs./Kg	89.00	90.00	95.00	95.00	88.00	88.00
Nadu	Rs./Kg	89.00	90.00	95.00	95.00	91.00	91.00
Kekulu White	Rs./Kg	89.00	90.00	95.00	95.00	88.00	88.00
Kekulu Red	Rs./Kg	83.00	83.00	89.00	90.00	80.00	83.00

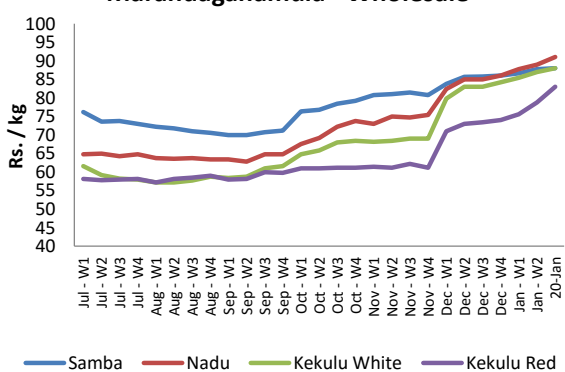
■ Price increased by more than 5% compared to previous week average price.

■ Price decreased by more than 5% compared to previous week average price.

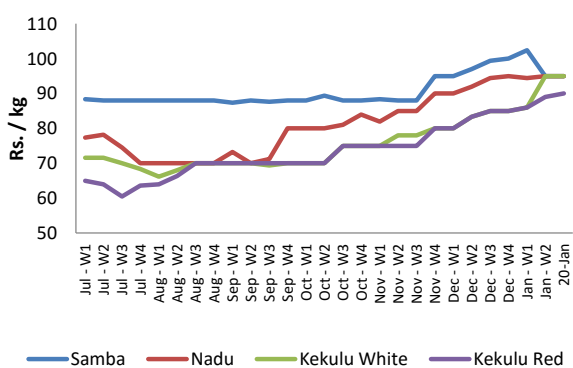
**Pettah - Wholesale**



**Marandaghamula - Wholesale**



**Pettah - Retail**



Price of rice remained steady during the week in both Maradaghamula & Pettah market.

## Wholesale and Retail Prices of Selected Food Commodities

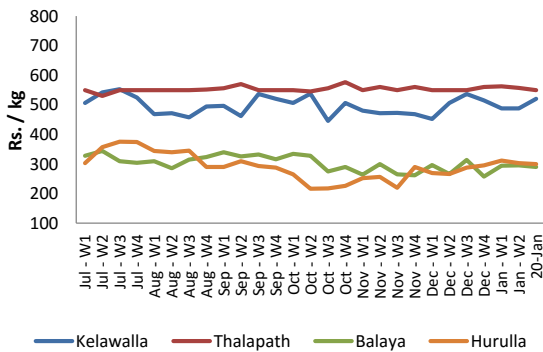


### Fish

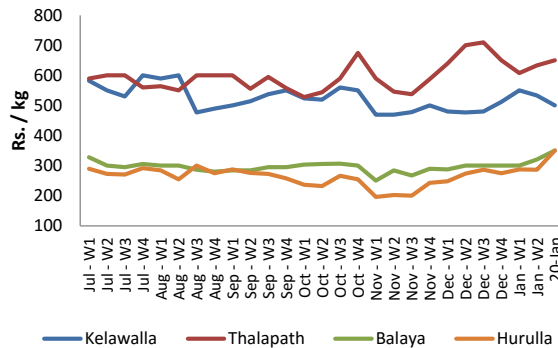
Item	Unit	Peliyagoda Fish Market				Negombo Fish Market			
		Wholesale		Retail		Wholesale		Retail	
		Previous 5 Days Average	20-Jan	Previous 5 Days Average	20-Jan	Previous 5 Days Average	20-Jan	Previous 5 Days Average	20-Jan
Kelawalla	Rs./Kg	496.00	520.00	690.00	730.00	550.00	500.00	800.00	700.00
Thalapath	Rs./Kg	552.00	550.00	729.00	715.00	630.00	650.00	776.00	800.00
Balaya	Rs./Kg	292.00	290.00	392.00	390.00	318.00	350.00	436.00	480.00
Paraw	Rs./Kg	520.00	490.00	736.00	680.00	500.00	500.00	700.00	700.00
Salaya	Rs./Kg	122.00	120.00	170.00	170.00	130.00	130.00	182.00	170.00
Hurulla	Rs./Kg	304.00	300.00	404.00	400.00	304.00	350.00	378.00	420.00

- Price increased by more than 5% compared to previous week average price.
- Price decreased by more than 5% compared to previous week average price.

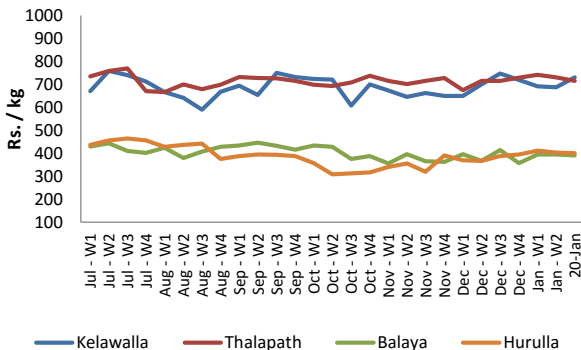
**Peliyagoda - Wholesale**



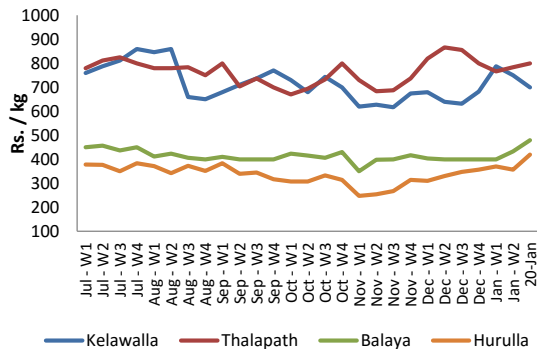
**Negombo - Wholesale**



**Peliyagoda - Retail**



**Negombo - Retail**



Fish prices in Negombo market increased marginally compared to the last week, but remained steady during the week.

## Wholesale and Retail Prices of Selected Food Commodities

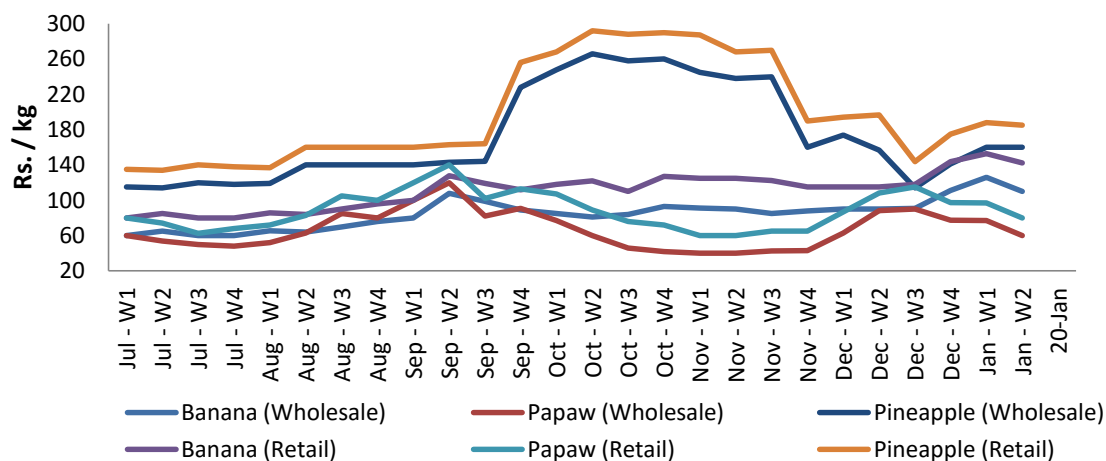


### Fruits

Item	Unit	Pettah			
		Wholesale		Retail	
		Previous 5 Days Average	19-Jan	Previous 5 Days Average	19-Jan
Banana (Sour)	Rs./Kg	132.00	135.00	158.00	165.00
Papaw	Rs./Kg	60.00	58.00	80.00	80.00
Pineapple	Rs./Kg	162.00	170.00	188.00	190.00

- Price increased by more than 5% compared to previous week average price.
- Price decreased by more than 5% compared to previous week average price.

Pettah - Wholesale and Retail



Prices of fruits remained steady during the week. However, when compared with the last week price of banana has increased to a certain extent due to low supply.

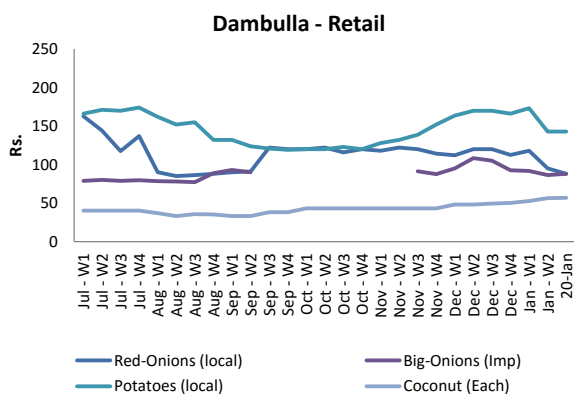
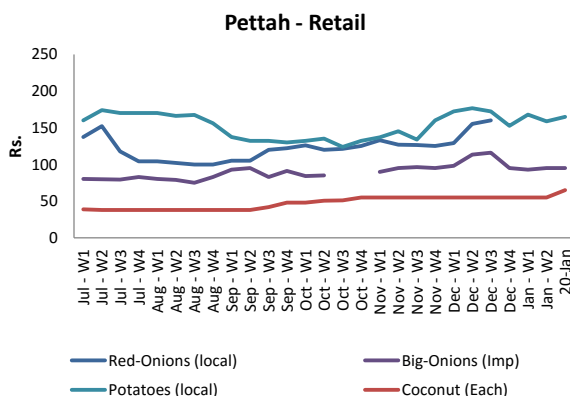
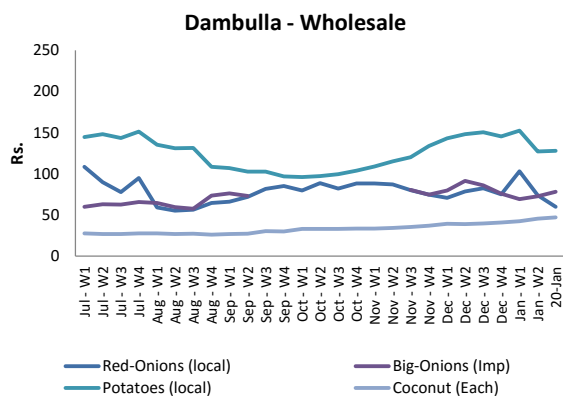
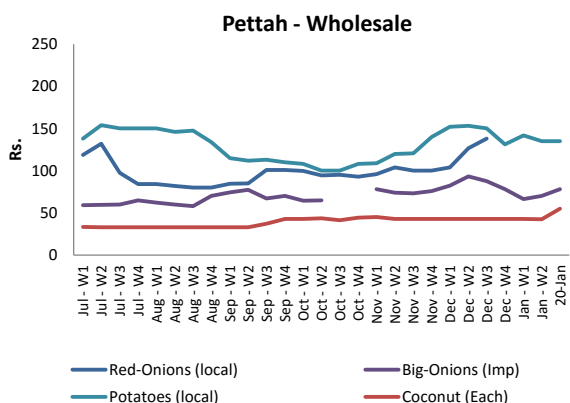
## Wholesale and Retail Prices of Selected Food Commodities



### Other

Item	Unit	Pettah				Dambulla			
		Wholesale		Retail		Wholesale		Retail	
		Previous 5 Days Average	20-Jan	Previous 5 Days Average	20-Jan	Previous 5 Days Average	20-Jan	Previous 5 Days Average	20-Jan
Red-Onions (local)	Rs./Kg	n.a.	n.a.	n.a.	n.a.	74.00	60.00	91.00	88.00
Red-Onions (Imp)	Rs./Kg	85.00	90.00	114.00	120.00	88.00	95.00	100.00	108.00
Big-Onions (local)	Rs./Kg	n.a.	n.a.	n.a.	n.a.	70.00	n.a.	82.00	n.a.
Big-Onions (Imp)	Rs./Kg	76.00	78.00	98.00	95.00	75.00	78.00	86.00	88.00
Potatoes (local)	Rs./Kg	148.00	135.00	171.00	165.00	135.00	128.00	151.00	143.00
Potatoes (Imp)	Rs./Kg	82.00	80.00	106.00	110.00				
Dried Chillies (Imp)	Rs./Kg	248.00	240.00	286.00	300.00	228.00	218.00	239.00	228.00
Coconut	Rs./Nut	47.00	55.00	59.00	65.00	48.00	47.00	57.00	57.00
Coconut oil	Rs./Ltr	268.00	310.00	300.00	330.00				
Dhal	Rs./Kg	160.00	145.00	169.00	160.00				
Sugar	Rs./Kg	95.00	96.00	103.00	105.00				
Eggs	Rs./Each	12.00	12.00	13.00	13.00				
Katta	Rs./Kg	904.00	900.00	952.00	950.00				
Sprats	Rs./Kg	540.00	540.00	586.00	590.00				

- Price increased by more than 5% compared to previous week average price.
- Price decreased by more than 5% compared to previous week average price.



Prices of both Coconut and Coconut oil recorded a significant increase in Pettah market due to low supply led by seasonal effect.