

Wholesale and Retail Prices of Selected Food Commodities

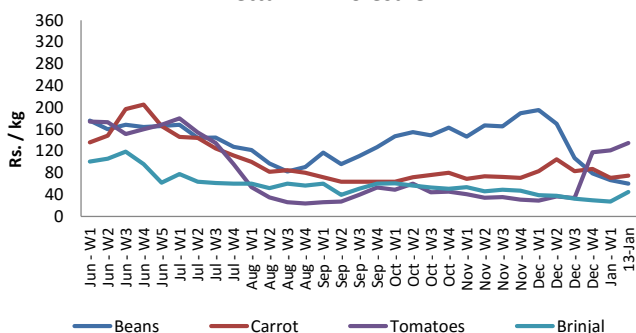


Vegetables

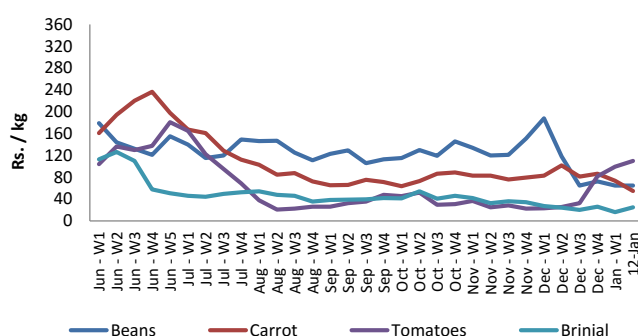
Item	Unit	Pettah				Dambulla			
		Wholesale		Retail		Wholesale		Retail	
		Previous 5 Days Average	13-Jan	Previous 5 Days Average	13-Jan	Previous 5 Days Average	12-Jan	Previous 5 Days Average	12-Jan
Beans	Rs./Kg	62.00	60.00	92.00	95.00	66.00	65.00	95.00	105.00
Carrot	Rs./Kg	68.00	75.00	97.00	95.00	61.00	55.00	85.00	80.00
Cabbage	Rs./Kg	19.00	20.00	47.00	45.00	14.80	18.00	34.00	35.00
Tomatoes	Rs./Kg	115.00	135.00	142.00	160.00	99.00	110.00	134.00	140.00
Brinjal	Rs./Kg	30.00	45.00	55.00	70.00	19.00	25.00	39.00	50.00
Pumpkin	Rs./Kg	56.00	55.00	75.00	80.00	47.00	48.00	68.00	65.00
Snake gourd	Rs./Kg	39.00	45.00	62.00	65.00	29.00	40.00	49.00	60.00

- Price increased by more than 5% compared to previous week average price.
- Price decreased by more than 5% compared to previous week average price.

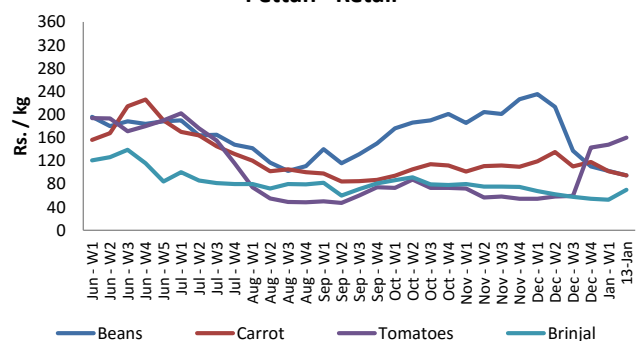
Pettah - Wholesale



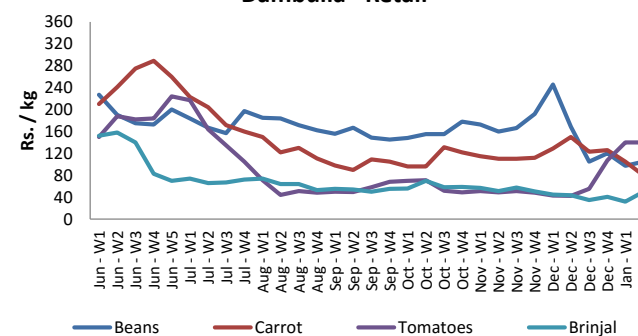
Dambulla - Wholesale



Pettah - Retail



Dambulla - Retail



Wholesale and Retail Prices of Selected Food Commodities

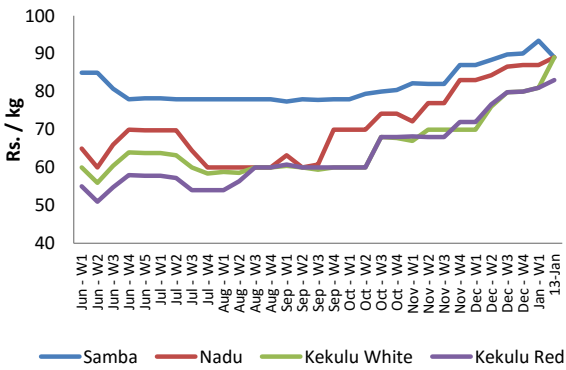


Rice

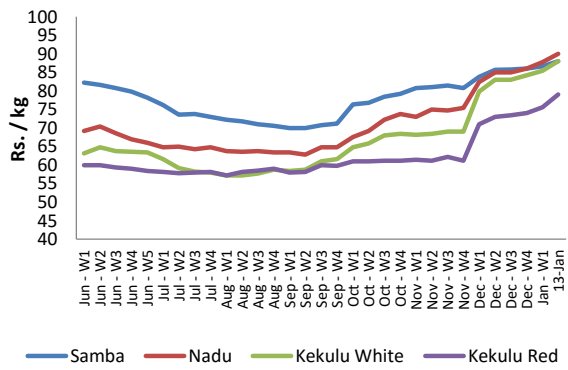
Item	Unit	Pettah				Marandagahamula	
		Wholesale		Retail		Wholesale	
		Previous 5 Days Average	13-Jan	Previous 5 Days Average	13-Jan	Previous 5 Days Average	13-Jan
Samba	Rs./Kg	91.00	89.00	98.00	95.00	87.00	88.00
Nadu	Rs./Kg	88.00	89.00	94.00	95.00	89.00	90.00
Kekulu White	Rs./Kg	86.00	89.00	92.00	95.00	87.00	88.00
Kekulu Red	Rs./Kg	83.00	83.00	88.00	89.00	78.00	79.00

- Price increased by more than 5% compared to previous week average price.
- Price decreased by more than 5% compared to previous week average price.

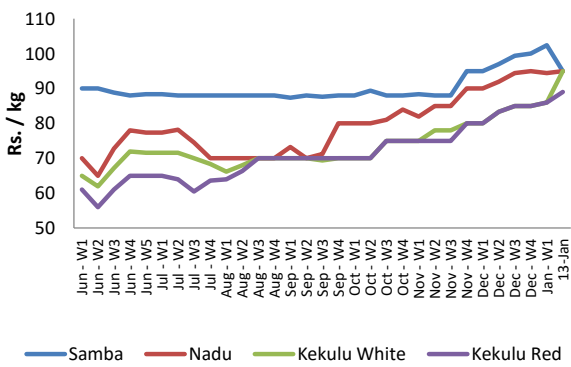
Pettah - Wholesale



Marandagahamula - Wholesale



Pettah - Retail



Wholesale and Retail Prices of Selected Food Commodities

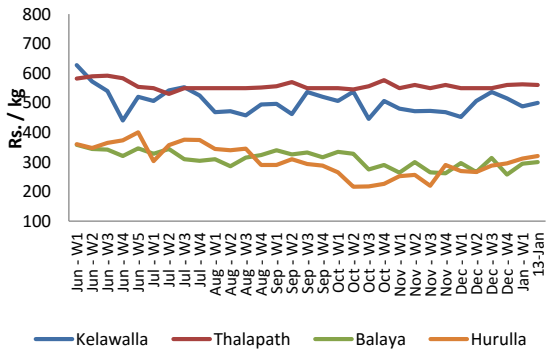


Fish

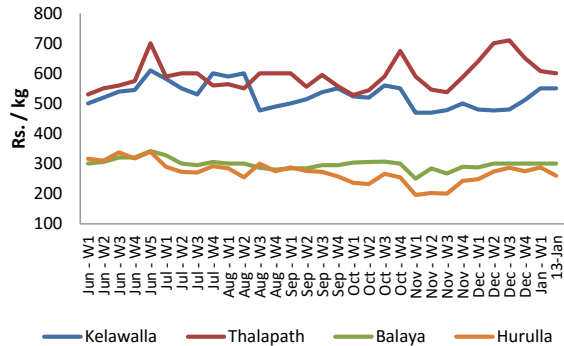
Item	Unit	Peliyagoda Fish Market				Negombo Fish Market			
		Wholesale		Retail		Wholesale		Retail	
		Previous 5 Days Average	13-Jan	Previous 5 Days Average	13-Jan	Previous 5 Days Average	13-Jan	Previous 5 Days Average	13-Jan
Kelawalla	Rs./Kg	488.00	500.00	696.00	700.00	538.00	550.00	763.00	800.00
Thalapath	Rs./Kg	558.00	560.00	741.00	730.00	625.00	600.00	775.00	750.00
Balaya	Rs./Kg	298.00	300.00	398.00	400.00	315.00	300.00	425.00	400.00
Paraw	Rs./Kg	486.00	550.00	694.00	770.00	513.00	500.00	700.00	700.00
Salaya	Rs./Kg	108.00	130.00	170.00	190.00	130.00	110.00	180.00	160.00
Hurulla	Rs./Kg	306.00	320.00	406.00	420.00	285.00	260.00	358.00	310.00

- Price increased by more than 5% compared to previous week average price.
- Price decreased by more than 5% compared to previous week average price.

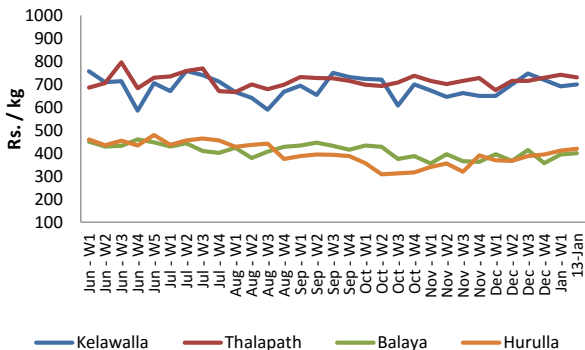
Peliyagoda - Wholesale



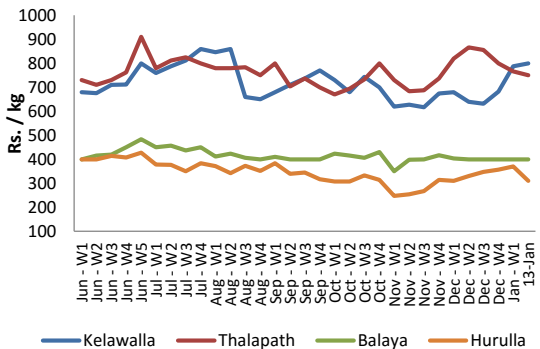
Negombo - Wholesale



Peliyagoda - Retail



Negombo - Retail



Wholesale and Retail Prices of Selected Food Commodities



Fruits

Item	Unit	Pettah			
		Wholesale		Retail	
		Previous 5 Days Average	13-Jan	Previous 5 Days Average	13-Jan
Banana (Sour)	Rs./Kg	108.00	120.00	139.00	150.00
Papaw	Rs./Kg	66.00	60.00	86.00	80.00
Pineapple	Rs./Kg	160.00	160.00	184.00	190.00

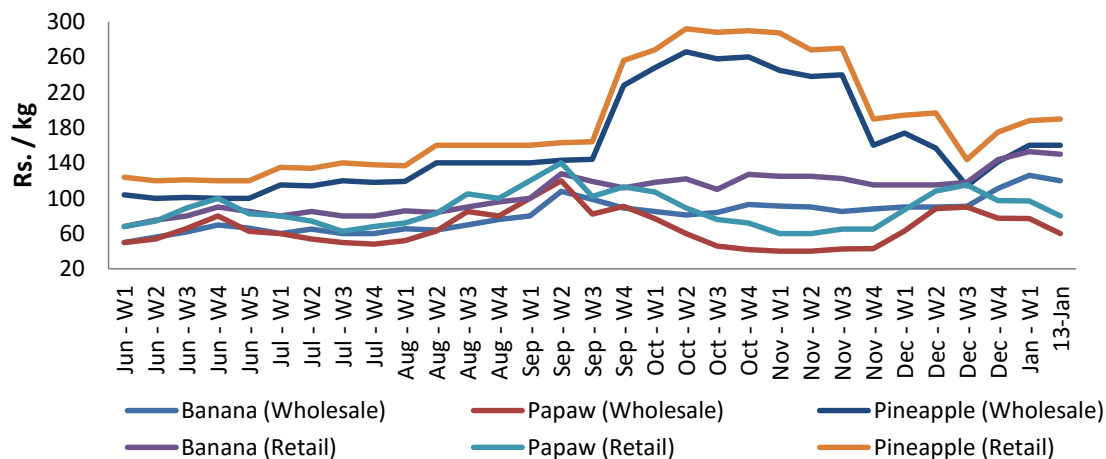


Price increased by more than 5% compared to previous week average price.



Price decreased by more than 5% compared to previous week average price.

Pettah - Wholesale and Retail



Wholesale and Retail Prices of Selected Food Commodities



Other

Item	Unit	Pettah				Dambulla			
		Wholesale		Retail		Wholesale		Retail	
		Previous 5 Days Average	13-Jan	Previous 5 Days Average	13-Jan	Previous 5 Days Average	12-Jan	Previous 5 Days Average	12-Jan
Red-Onions (local)	Rs./Kg	n.a.	n.a.	n.a.	n.a.	74.00	n.a.	95.00	n.a.
Red-Onions (Imp)	Rs./Kg	80.00	80.00	118.00	120.00	90.00	93.00	111.00	105.00
Big-Onions (local)	Rs./Kg	n.a.	n.a.	n.a.	n.a.	66.00	65.00	81.00	80.00
Big-Onions (Imp)	Rs./Kg	69.00	70.00	93.00	95.00	71.00	74.00	89.00	83.00
Potatoes (local)	Rs./Kg	136.00	140.00	161.00	155.00	132.00	133.00	148.00	148.00
Potatoes (Imp)	Rs./Kg	80.00	80.00	100.00	100.00				
Dried Chillies (Imp)	Rs./Kg	249.00	250.00	308.00	290.00	238.00	233.00	255.00	245.00
Coconut	Rs./Nut	42.00	43.00	55.00	55.00	44.00	48.00	55.00	57.00
Coconut oil	Rs./Ltr	248.00	240.00	280.00	280.00				
Dhal	Rs./Kg	160.00	160.00	169.00	169.00				
Sugar	Rs./Kg	94.00	95.00	100.00	103.00				
Eggs	Rs./Each	12.00	12.00	13.00	13.00				
Katta	Rs./Kg	900.00	920.00	950.00	960.00				
Sprats	Rs./Kg	516.00	540.00	558.00	570.00				

- Price increased by more than 5% compared to previous week average price.
- Price decreased by more than 5% compared to previous week average price.

