

## Wholesale and Retail Prices of Selected Food Commodities

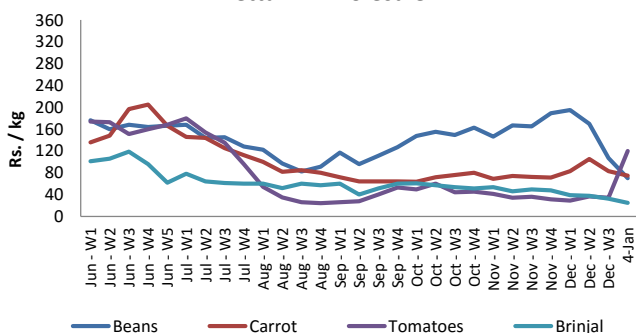


### Vegetables

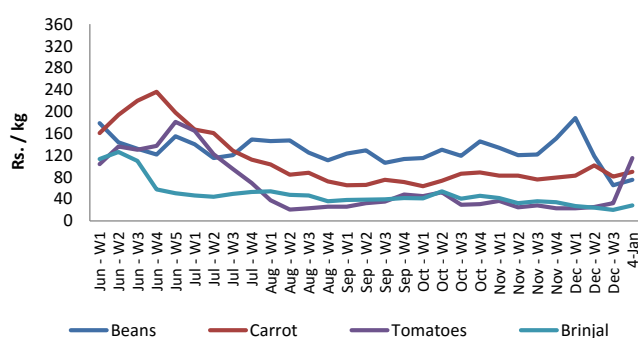
Item	Unit	Pettah				Dambulla			
		Wholesale		Retail		Wholesale		Retail	
		Previous 5 Days Average	4-Jan	Previous 5 Days Average	4-Jan	Previous 5 Days Average	4-Jan	Previous 5 Days Average	4-Jan
Beans	Rs./Kg	75.00	70.00	111.00	107.00	65.00	75.00	105.00	120.00
Carrot	Rs./Kg	80.00	75.00	112.00	105.00	80.00	90.00	115.00	140.00
Cabbage	Rs./Kg	19.00	22.00	48.00	50.00	16.00	25.00	32.00	40.00
Tomatoes	Rs./Kg	122.00	120.00	146.00	150.00	91.00	115.00	122.00	158.00
Brinjal	Rs./Kg	30.00	25.00	54.00	50.00	20.00	28.00	35.00	45.00
Pumpkin	Rs./Kg	46.00	43.00	67.00	63.00	39.00	60.00	56.00	90.00
Snake gourd	Rs./Kg	33.00	35.00	64.00	55.00	28.00	30.00	53.00	45.00

- Price increased by more than 5% compared to previous week average price.
- Price decreased by more than 5% compared to previous week average price.

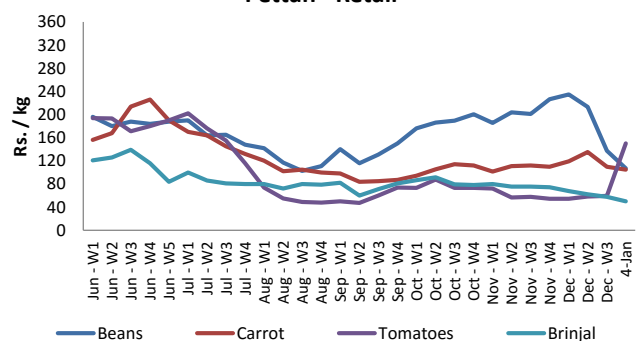
**Pettah - Wholesale**



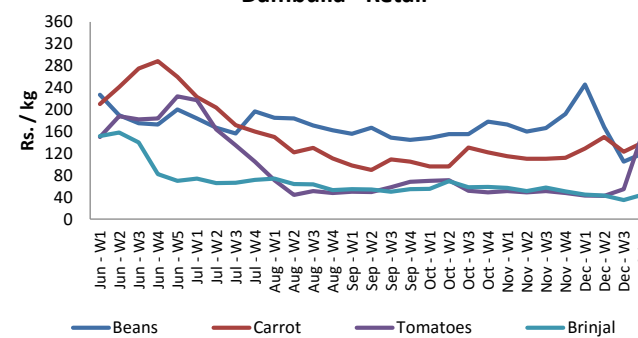
**Dambulla - Wholesale**



**Pettah - Retail**



**Dambulla - Retail**



## Wholesale and Retail Prices of Selected Food Commodities

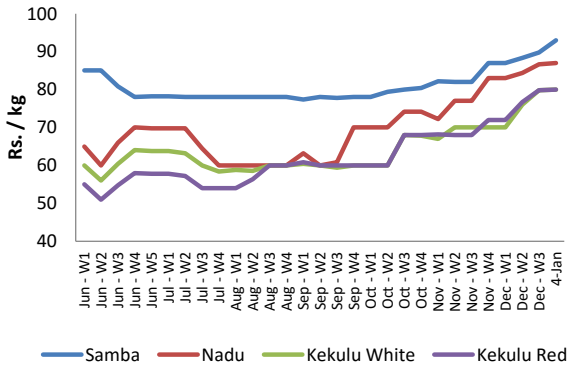


### Rice

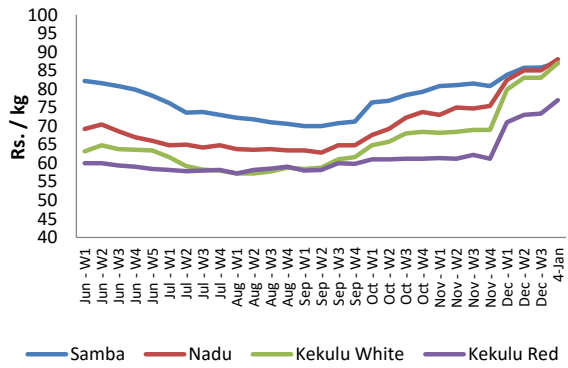
Item	Unit	Pettah				Marandagahamula	
		Wholesale		Retail		Wholesale	
		Previous 5 Days Average	4-Jan	Previous 5 Days Average	4-Jan	Previous 5 Days Average	4-Jan
Samba	Rs./Kg	90.00	93.00	100.00	103.00	86.00	87.00
Nadu	Rs./Kg	87.00	87.00	95.00	95.00	86.00	88.00
Kekulu White	Rs./Kg	80.00	80.00	85.00	85.00	84.00	87.00
Kekulu Red	Rs./Kg	80.00	80.00	85.00	85.00	74.00	77.00

- Price increased by more than 5% compared to previous week average price.
- Price decreased by more than 5% compared to previous week average price.

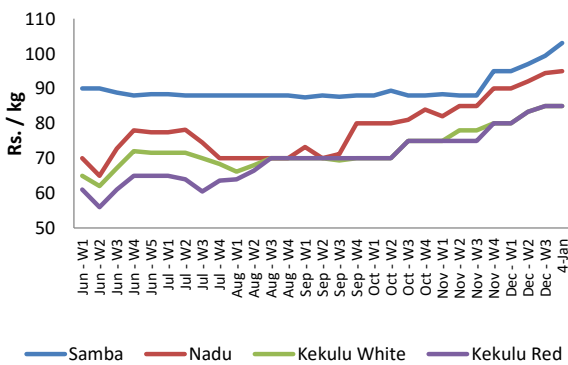
**Pettah - Wholesale**



**Marandagahamula - Wholesale**



**Pettah - Retail**



## Wholesale and Retail Prices of Selected Food Commodities

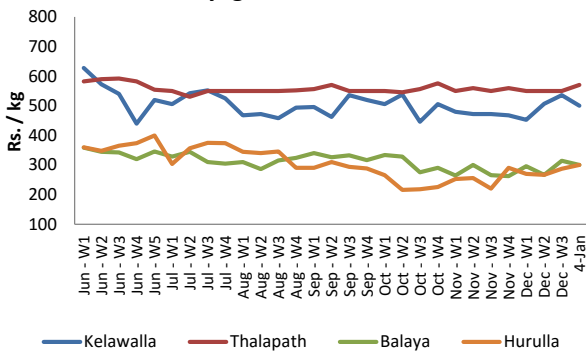


### Fish

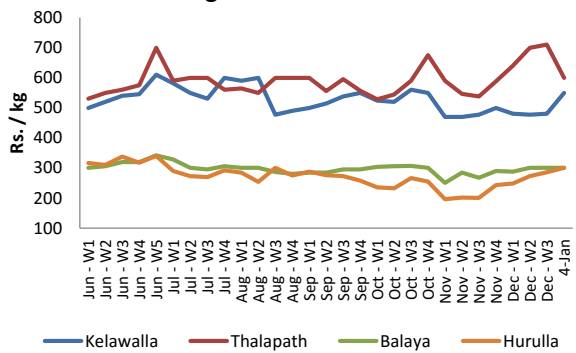
Item	Unit	Peliyagoda Fish Market				Negombo Fish Market			
		Wholesale		Retail		Wholesale		Retail	
		Previous 5 Days Average	4-Jan	Previous 5 Days Average	4-Jan	Previous 5 Days Average	4-Jan	Previous 5 Days Average	4-Jan
Kelawalla	Rs./Kg	496.00	500.00	694.00	700.00	530.00	550.00	728.00	780.00
Thalapath	Rs./Kg	560.00	570.00	728.00	740.00	638.00	600.00	796.00	750.00
Balaya	Rs./Kg	278.00	300.00	378.00	400.00	300.00	300.00	400.00	400.00
Paraw	Rs./Kg	494.00	500.00	690.00	700.00	500.00	500.00	686.00	700.00
Salaya	Rs./Kg	96.00	100.00	160.00	170.00	132.00	150.00	188.00	200.00
Hurulla	Rs./Kg	304.00	300.00	404.00	400.00	288.00	300.00	372.00	400.00

- Price increased by more than 5% compared to previous week average price.
- Price decreased by more than 5% compared to previous week average price.

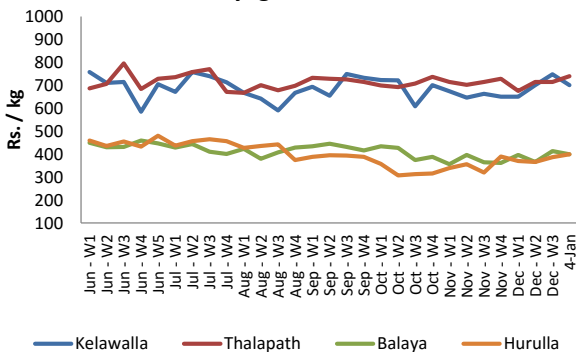
**Peliyagoda - Wholesale**



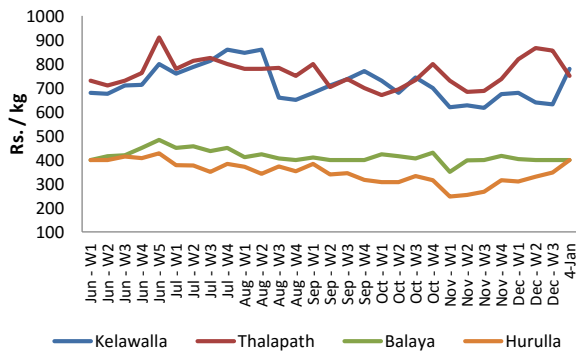
**Negombo - Wholesale**



**Peliyagoda - Retail**



**Negombo - Retail**



## Wholesale and Retail Prices of Selected Food Commodities

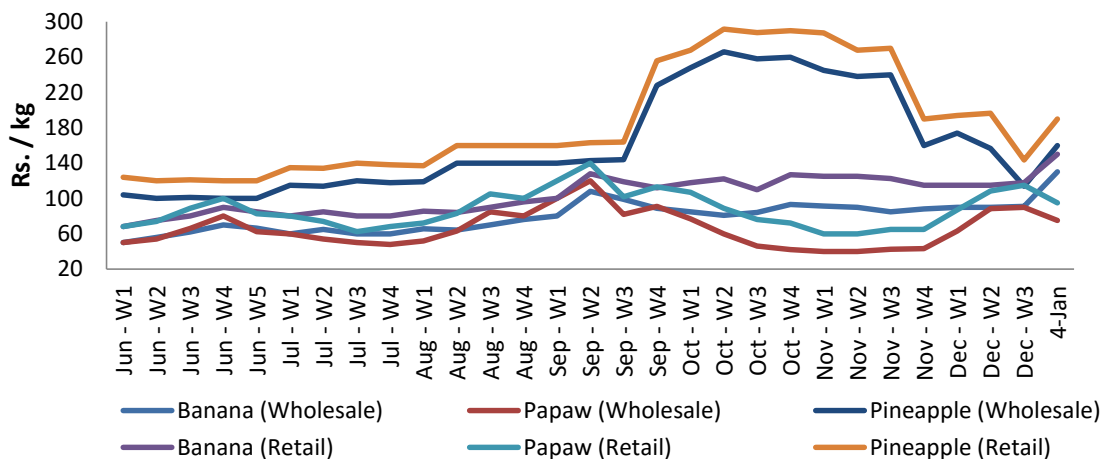


### Fruits

Item	Unit	Pettah			
		Wholesale		Retail	
		Previous 5 Days Average	4-Jan	Previous 5 Days Average	4-Jan
Banana (Sour)	Rs./Kg	124.00	130.00	154.00	150.00
Papaw	Rs./Kg	78.00	75.00	98.00	95.00
Pineapple	Rs./Kg	152.00	160.00	182.00	190.00

- Price increased by more than 5% compared to previous week average price.
- Price decreased by more than 5% compared to previous week average price.

**Pettah - Wholesale and Retail**



## Wholesale and Retail Prices of Selected Food Commodities



### Other

Item	Unit	Pettah				Dambulla			
		Wholesale		Retail		Wholesale		Retail	
		Previous 5 Days Average	4-Jan	Previous 5 Days Average	4-Jan	Previous 5 Days Average	4-Jan	Previous 5 Days Average	4-Jan
Red-Onions (local)	Rs./Kg	n.a.	n.a.	n.a.	n.a.	75.00	103.00	113.00	118.00
Red-Onions (Imp)	Rs./Kg	102.00	80.00	129.00	115.00	82.00	n.a.	116.00	n.a.
Big-Onions (local)	Rs./Kg	n.a.	n.a.	n.a.	n.a.	74.00	n.a.	91.00	n.a.
Big-Onions (Imp)	Rs./Kg	72.00	67.00	93.00	95.00	71.00	74.00	91.00	100.00
Potatoes (local)	Rs./Kg	138.00	140.00	163.00	165.00	148.00	175.00	167.00	210.00
Potatoes (Imp)	Rs./Kg	80.00	80.00	98.00	100.00				
Dried Chillies (Imp)	Rs./Kg	254.00	260.00	286.00	280.00	243.00	250.00	305.00	273.00
Coconut	Rs./Nut	43.00	43.00	55.00	55.00	42.00	43.00	51.00	53.00
Coconut oil	Rs./Ltr	256.00	250.00	284.00	290.00				
Dhal	Rs./Kg	160.00	160.00	169.00	169.00				
Sugar	Rs./Kg	92.00	93.00	96.00	98.00				
Eggs	Rs./Each	12.00	12.00	13.00	13.00				
Katta	Rs./Kg	900.00	900.00	950.00	950.00				
Sprats	Rs./Kg	500.00	500.00	550.00	550.00				

- Price increased by more than 5% compared to previous week average price.
- Price decreased by more than 5% compared to previous week average price.

