

Wholesale and Retail Prices of Selected Food Commodities

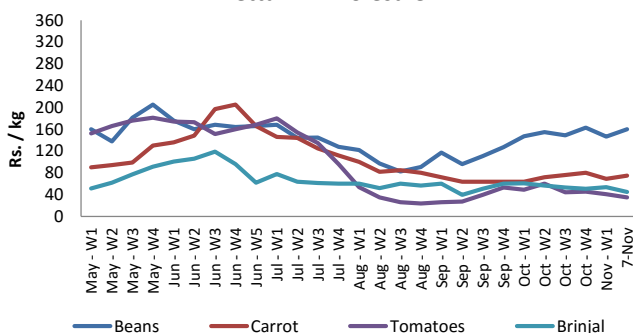


Vegetables

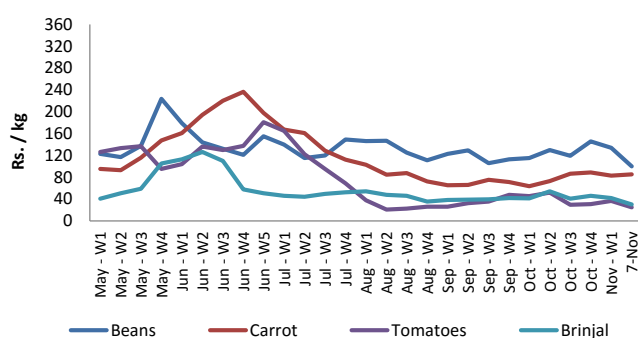
Item	Unit	Pettah				Dambulla			
		Wholesale		Retail		Wholesale		Retail	
		Previous 5 Days Average	7-Nov	Previous 5 Days Average	7-Nov	Previous 5 Days Average	7-Nov	Previous 5 Days Average	7-Nov
Beans	Rs./Kg	147.00	160.00	185.00	190.00	134.00	100.00	173.00	155.00
Carrot	Rs./Kg	69.00	75.00	102.00	110.00	83.00	85.00	115.00	110.00
Cabbage	Rs./Kg	41.00	35.00	72.00	65.00	30.00	25.00	51.00	40.00
Tomatoes	Rs./Kg	41.00	35.00	72.00	55.00	37.00	25.00	51.00	45.00
Brinjal	Rs./Kg	54.00	45.00	80.00	80.00	42.00	30.00	57.00	40.00
Pumpkin	Rs./Kg	35.00	35.00	56.00	60.00	25.00	25.00	39.00	40.00
Snake gourd	Rs./Kg	89.00	80.00	118.00	110.00	55.00	45.00	80.00	70.00

- Price increased by more than 5% compared to previous week average price.
- Price decreased by more than 5% compared to previous week average price.

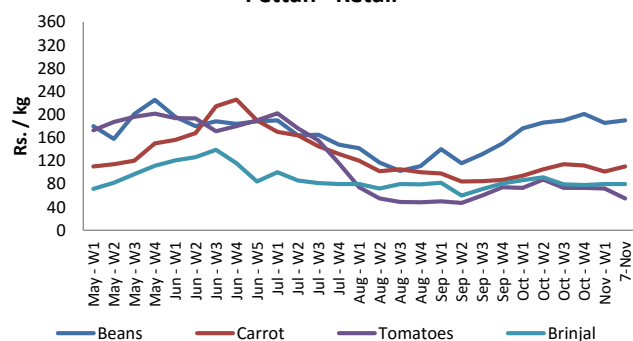
Pettah - Wholesale



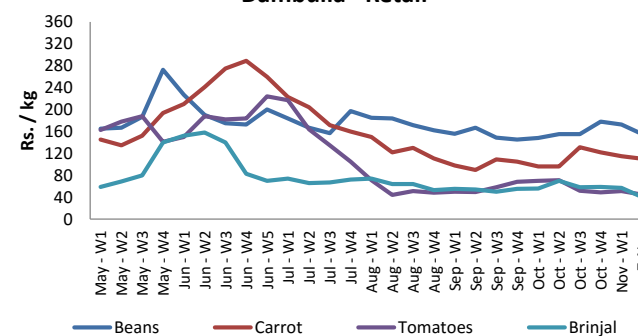
Dambulla - Wholesale



Pettah - Retail



Dambulla - Retail



Wholesale and Retail Prices of Selected Food Commodities



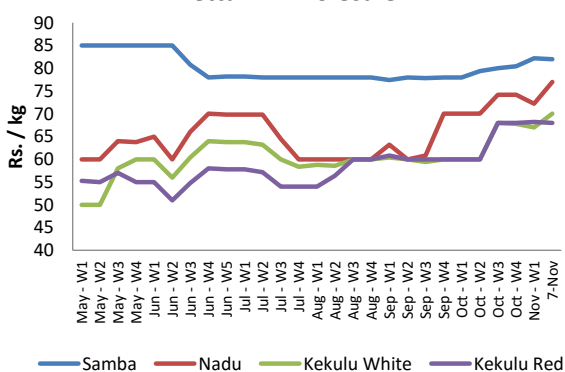
Rice

Item	Unit	Pettah				Marandagahamula	
		Wholesale		Retail		Wholesale	
		Previous 5 Days Average	7-Nov	Previous 5 Days Average	7-Nov	Previous 5 Days Average	7-Nov
Samba	Rs./Kg	82.00	82.00	88.00	88.00	81.00	81.00
Nadu	Rs./Kg	72.00	77.00	82.00	85.00	73.00	75.00
Kekulu White	Rs./Kg	67.00	70.00	75.00	78.00	68.00	68.00
Kekulu Red	Rs./Kg	68.00	68.00	75.00	75.00	61.00	61.00

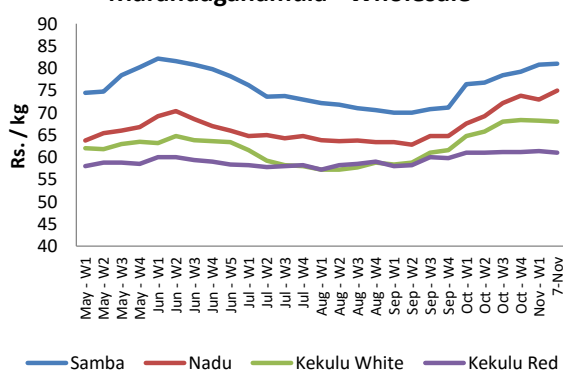
 Price increased by more than 5% compared to previous week average price.

 Price decreased by more than 5% compared to previous week average price.

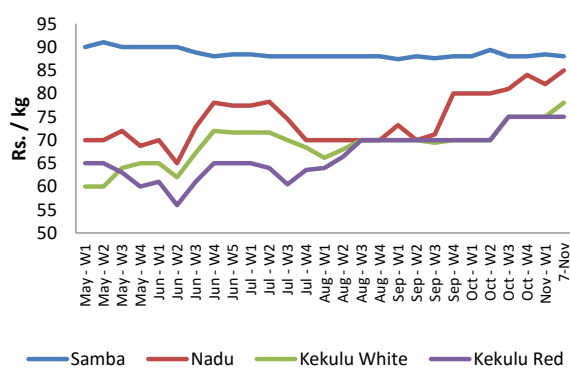
Pettah - Wholesale



Marandagahamula - Wholesale



Pettah - Retail



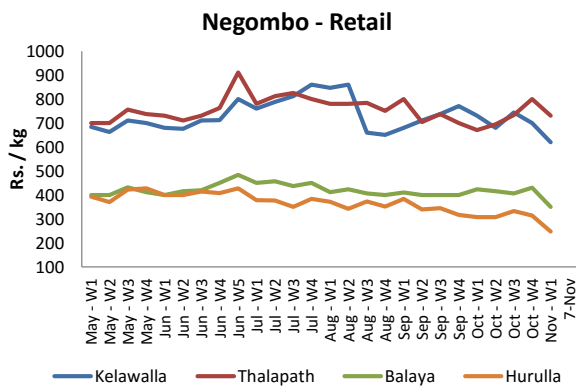
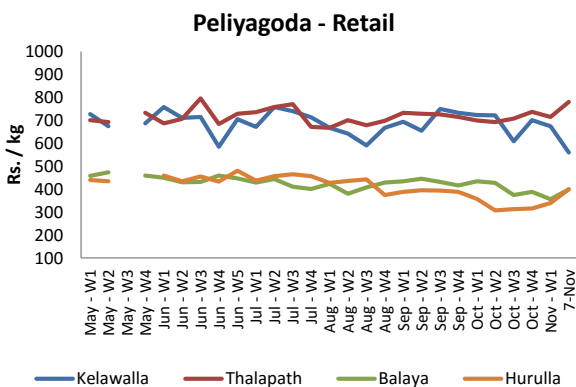
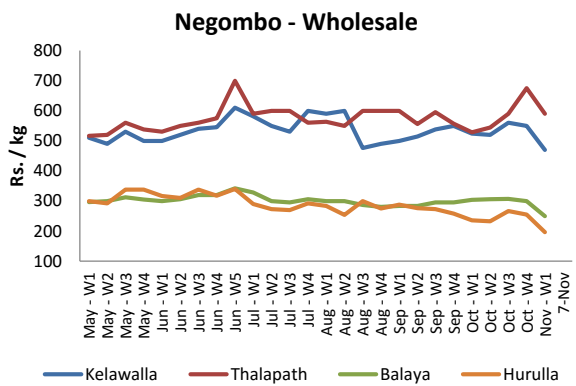
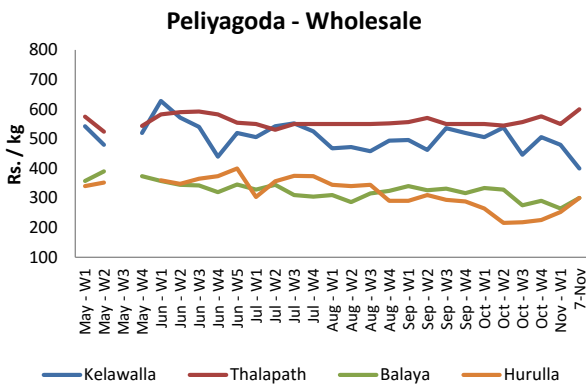
Wholesale and Retail Prices of Selected Food Commodities



Fish

Item	Unit	Peliyagoda Fish Market				Negombo Fish Market			
		Wholesale		Retail		Wholesale		Retail	
		Previous 5 Days Average	7-Nov	Previous 5 Days Average	7-Nov	Previous 5 Days Average	4-Nov	Previous 5 Days Average	4-Nov
Kelawalla	Rs./Kg	480.00	400.00	674.00	560.00	480.00	500.00	630.00	650.00
Thalapath	Rs./Kg	550.00	600.00	715.00	780.00	590.00	650.00	720.00	800.00
Balaya	Rs./Kg	264.00	300.00	356.00	400.00	254.00	280.00	364.00	380.00
Paraw	Rs./Kg	432.00	480.00	613.00	580.00	396.00	400.00	518.00	540.00
Salaya	Rs./Kg	130.00	150.00	178.00	200.00	84.00	80.00	126.00	120.00
Hurulla	Rs./Kg	253.00	300.00	340.00	400.00	202.00	220.00	258.00	270.00

- Price increased by more than 5% compared to previous week average price.
- Price decreased by more than 5% compared to previous week average price.



Wholesale and Retail Prices of Selected Food Commodities

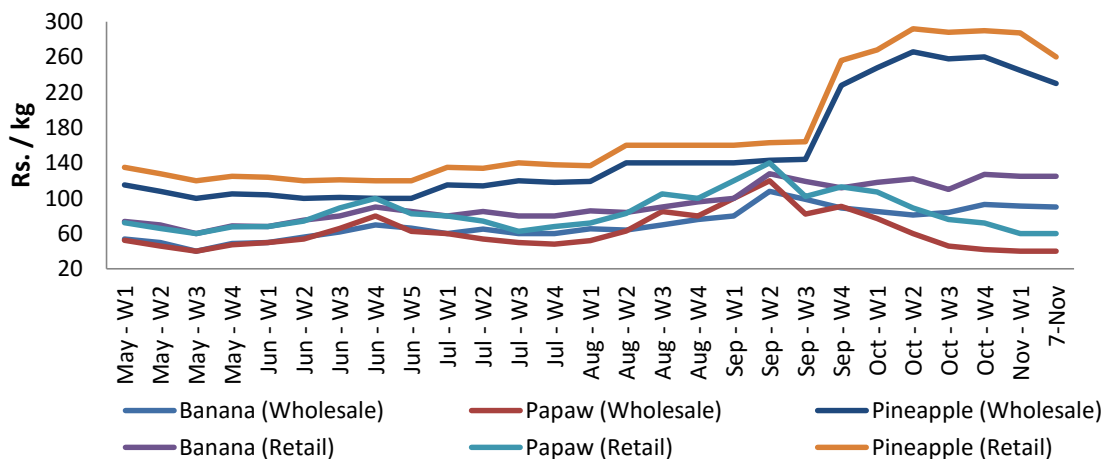


Fruits

Item	Unit	Pettah			
		Wholesale		Retail	
		Previous 5 Days Average	7-Nov	Previous 5 Days Average	7-Nov
Banana (Sour)	Rs./Kg	92.00	90.00	125.00	125.00
Papaw	Rs./Kg	40.00	40.00	60.00	60.00
Pineapple	Rs./Kg	248.00	230.00	288.00	260.00

- Price increased by more than 5% compared to previous week average price.
- Price decreased by more than 5% compared to previous week average price.

Pettah - Wholesale and Retail



Wholesale and Retail Prices of Selected Food Commodities



Other

Item	Unit	Pettah				Dambulla			
		Wholesale		Retail		Wholesale		Retail	
		Previous 5 Days Average	7-Nov	Previous 5 Days Average	7-Nov	Previous 5 Days Average	7-Nov	Previous 5 Days Average	7-Nov
Red-Onions (local)	Rs./Kg	96.00	120.00	133.00	135.00	88.00	95.00	118.00	130.00
Red-Onions (Imp)	Rs./Kg	95.00	110.00	120.00	125.00	92.00	90.00	118.00	120.00
Big-Onions (local)	Rs./Kg	75.00	80.00	100.00	95.00	66.00	68.00	83.00	83.00
Big-Onions (Imp)	Rs./Kg	78.00	75.00	90.00	95.00	n.a.	n.a.	n.a.	n.a.
Potatoes (local)	Rs./Kg	109.00	120.00	137.00	145.00	109.00	118.00	128.00	135.00
Potatoes (Imp)	Rs./Kg	89.60	85.00	109.00	105.00				
Dried Chillies (Imp)	Rs./Kg	290.00	290.00	350.00	350.00	291.00	289.00	345.00	345.00
Coconut	Rs./Nut	45.00	43.00	55.00	55.00	33.00	34.00	43.00	43.00
Coconut oil	Rs./Ltr	260.00	260.00	280.00	280.00				
Dhal	Rs./Kg	160.00	160.00	169.00	169.00				
Sugar	Rs./Kg	92.00	92.00	95.00	95.00				
Eggs	Rs./Each	10.00	10.00	11.00	11.00				
Katta	Rs./Kg	900.00	900.00	945.00	945.00				
Sprats	Rs./Kg	460.00	460.00	490.00	490.00				

- Price increased by more than 5% compared to previous week average price.
- Price decreased by more than 5% compared to previous week average price.

