

Wholesale and Retail Prices of Selected Food Commodities

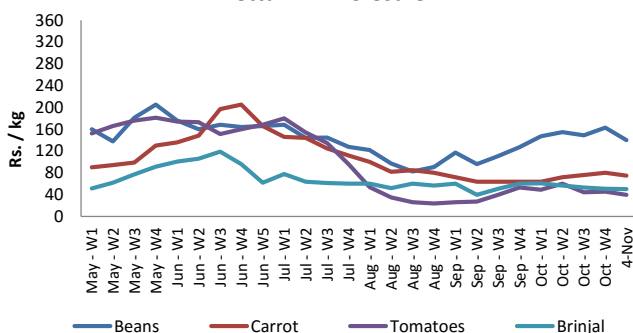


Vegetables

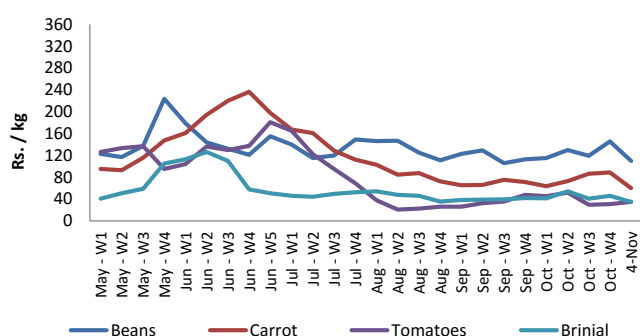
Item	Unit	Pettah				Dambulla			
		Wholesale		Retail		Wholesale		Retail	
		Previous 5 Days Average	4-Nov	Previous 5 Days Average	4-Nov	Previous 5 Days Average	4-Nov	Previous 5 Days Average	4-Nov
Beans	Rs./Kg	154.00	140.00	192.00	165.00	135.00	110.00	173.00	165.00
Carrot	Rs./Kg	70.00	75.00	103.00	100.00	89.00	60.00	121.00	90.00
Cabbage	Rs./Kg	42.00	40.00	72.00	75.00	33.00	15.00	56.00	30.00
Tomatoes	Rs./Kg	42.00	40.00	70.00	80.00	35.00	35.00	52.00	45.00
Brinjal	Rs./Kg	54.00	50.00	79.00	80.00	44.00	35.00	57.00	55.00
Pumpkin	Rs./Kg	35.00	35.00	55.00	60.00	26.00	20.00	41.00	35.00
Snake gourd	Rs./Kg	91.00	90.00	118.00	120.00	59.00	45.00	83.00	75.00

- Price increased by more than 5% compared to previous week average price.
- Price decreased by more than 5% compared to previous week average price.

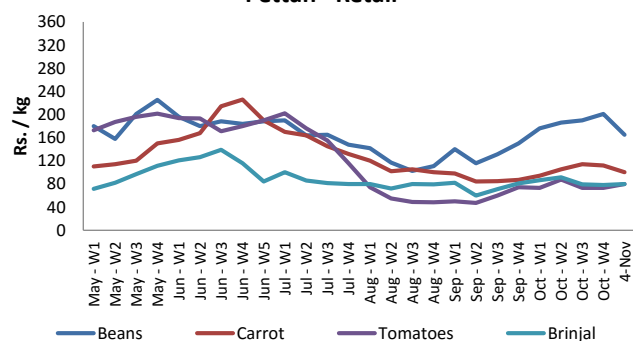
Pettah - Wholesale



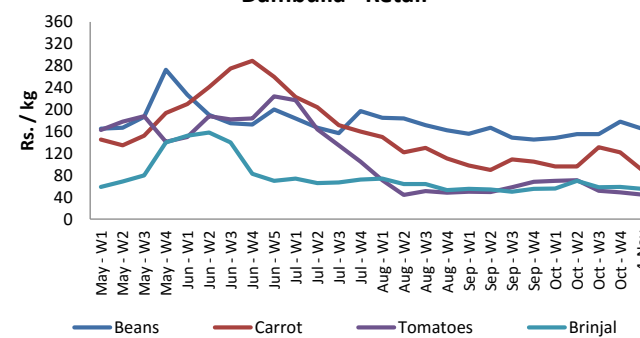
Dambulla - Wholesale



Pettah - Retail



Dambulla - Retail



Wholesale and Retail Prices of Selected Food Commodities



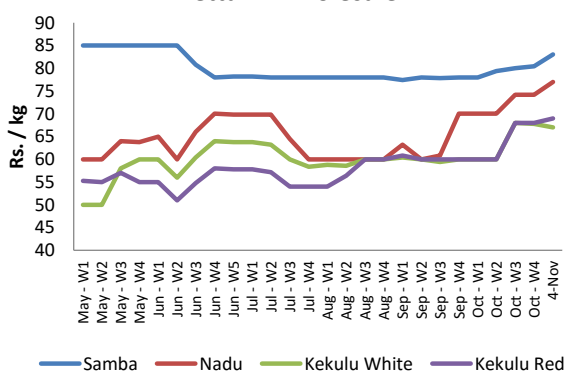
Rice

Item	Unit	Pettah				Marandaghamula	
		Wholesale		Retail		Wholesale	
		Previous 5 Days Average	4-Nov	Previous 5 Days Average	4-Nov	Previous 5 Days Average	4-Nov
Samba	Rs./Kg	82.00	83.00	88.00	90.00	80.00	81.00
Nadu	Rs./Kg	71.00	77.00	81.00	85.00	73.00	75.00
Kekulu White	Rs./Kg	67.00	67.00	75.00	75.00	68.00	69.00
Kekulu Red	Rs./Kg	68.00	69.00	75.00	75.00	61.00	61.00

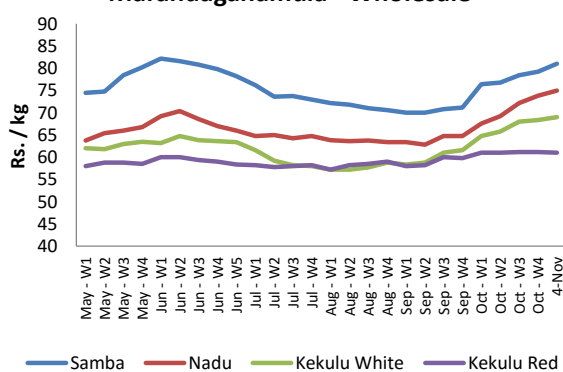
 Price increased by more than 5% compared to previous week average price.

 Price decreased by more than 5% compared to previous week average price.

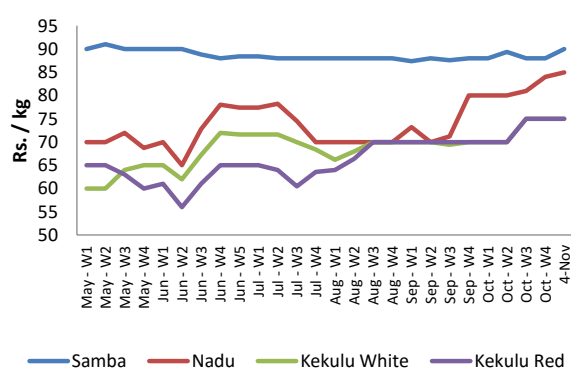
Pettah - Wholesale



Marandaghamula - Wholesale



Pettah - Retail



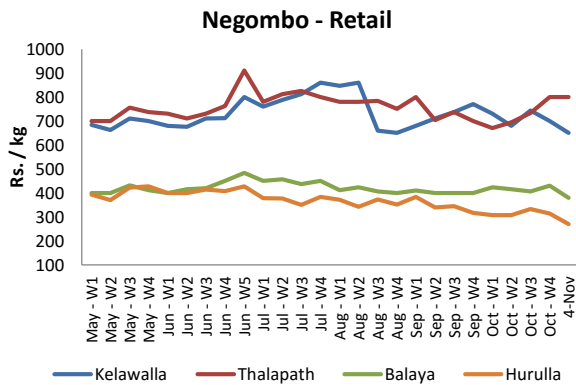
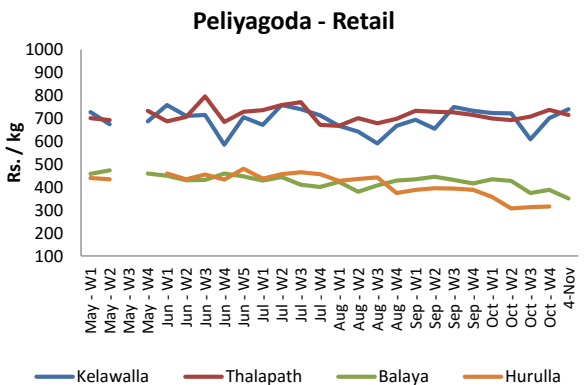
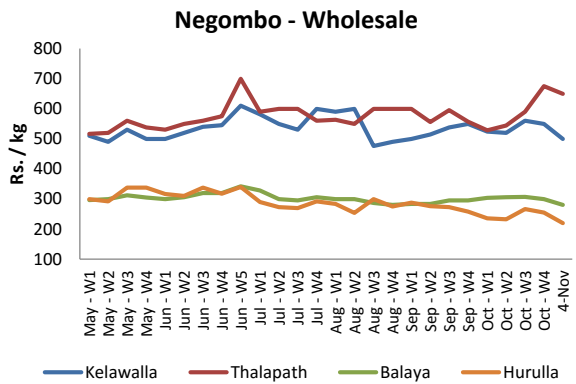
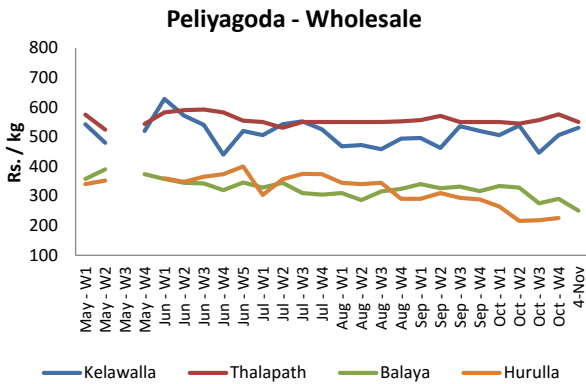
Wholesale and Retail Prices of Selected Food Commodities



Fish

Item	Unit	Peliyagoda Fish Market				Negombo Fish Market			
		Wholesale		Retail		Wholesale		Retail	
		Previous 5 Days Average	4-Nov	Previous 5 Days Average	4-Nov	Previous 5 Days Average	4-Nov	Previous 5 Days Average	4-Nov
Kelawalla	Rs./Kg	464.00	530.00	652.00	740.00	480.00	500.00	630.00	650.00
Thalapath	Rs./Kg	550.00	550.00	715.00	715.00	590.00	650.00	720.00	800.00
Balaya	Rs./Kg	270.00	250.00	362.00	350.00	254.00	280.00	364.00	380.00
Paraw	Rs./Kg	432.00	450.00	613.00	630.00	396.00	400.00	518.00	540.00
Salaya	Rs./Kg	120.00	130.00	166.00	180.00	84.00	80.00	126.00	120.00
Hurulla	Rs./Kg	232.00	n.a.	322.00	n.a.	202.00	220.00	258.00	270.00

- Price increased by more than 5% compared to previous week average price.
- Price decreased by more than 5% compared to previous week average price.



Wholesale and Retail Prices of Selected Food Commodities

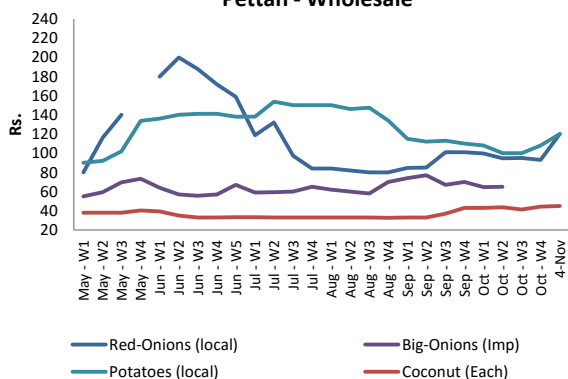


Other

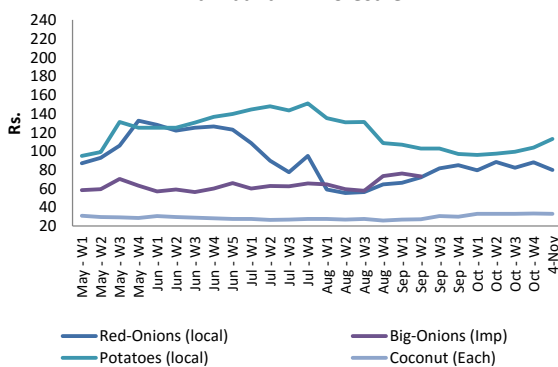
Item	Unit	Pettah				Dambulla			
		Wholesale		Retail		Wholesale		Retail	
		Previous 5 Days Average	4-Nov	Previous 5 Days Average	4-Nov	Previous 5 Days Average	4-Nov	Previous 5 Days Average	4-Nov
Red-Onions (local)	Rs./Kg	89.00	120.00	126.00	160.00	88.00	80.00	116.00	120.00
Red-Onions (Imp)	Rs./Kg	95.00	95.00	120.00	120.00	95.00	83.00	120.00	110.00
Big-Onions (local)	Rs./Kg	75.00	75.00	95.00	120.00	67.00	65.00	83.00	83.00
Big-Onions (Imp)	Rs./Kg	78.00	78.00	90.00	90.00	n.a.	n.a.	n.a.	n.a.
Potatoes (local)	Rs./Kg	105.00	120.00	133.00	150.00	107.00	113.00	126.00	130.00
Potatoes (Imp)	Rs./Kg	88.00	95.00	108.00	110.00				
Dried Chillies (Imp)	Rs./Kg	290.00	290.00	350.00	350.00	292.00	289.00	345.00	345.00
Coconut	Rs./Nut	45.00	45.00	55.00	55.00	34.00	33.00	43.00	43.00
Coconut oil	Rs./Ltr	260.00	260.00	280.00	280.00				
Dhal	Rs./Kg	160.00	160.00	169.00	169.00				
Sugar	Rs./Kg	92.00	92.00	95.00	95.00				
Eggs	Rs./Each	10.00	10.00	11.00	11.00				
Katta	Rs./Kg	900.00	n.a.	945.00	n.a.				
Sprats	Rs./Kg	460.00	n.a.	490.00	n.a.				

- Price increased by more than 5% compared to previous week average price.
- Price decreased by more than 5% compared to previous week average price.

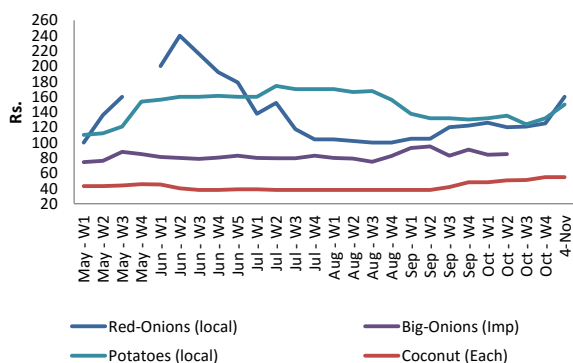
Pettah - Wholesale



Dambulla - Wholesale



Pettah - Retail



Dambulla - Retail

