

Wholesale and Retail Prices of Selected Food Commodities

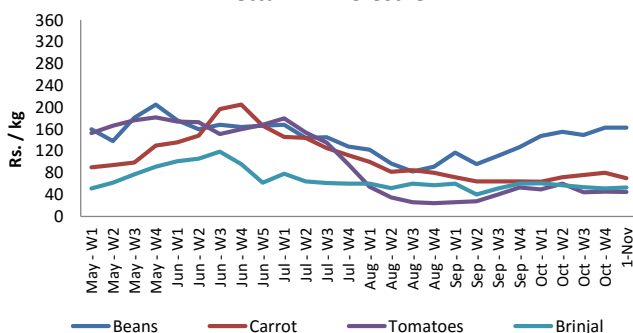


Vegetables

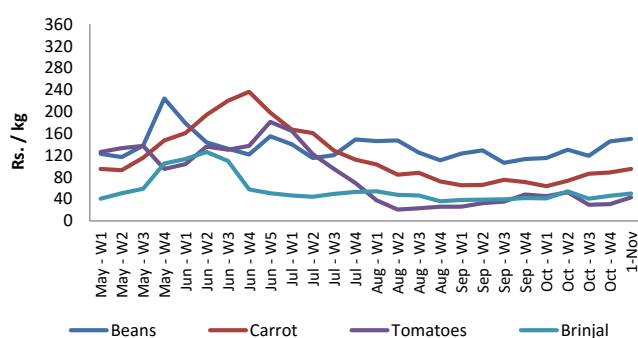
Item	Unit	Pettah				Dambulla			
		Wholesale		Retail		Wholesale		Retail	
		Previous 5 Days Average	1-Nov	Previous 5 Days Average	1-Nov	Previous 5 Days Average	1-Nov	Previous 5 Days Average	1-Nov
Beans	Rs./Kg	163.00	163.00	200.00	207.00	147.00	150.00	179.00	175.00
Carrot	Rs./Kg	79.00	70.00	108.00	103.00	91.00	95.00	124.00	130.00
Cabbage	Rs./Kg	42.00	45.00	72.00	70.00	40.00	40.00	64.00	58.00
Tomatoes	Rs./Kg	44.00	45.00	72.00	70.00	35.00	43.00	51.00	55.00
Brinjal	Rs./Kg	52.00	53.00	76.00	80.00	47.00	50.00	60.00	65.00
Pumpkin	Rs./Kg	35.00	33.00	56.00	53.00	28.00	28.00	41.00	45.00
Snake gourd	Rs./Kg	95.00	90.00	120.00	113.00	66.00	55.00	90.00	85.00

- Price increased by more than 5% compared to previous week average price.
- Price decreased by more than 5% compared to previous week average price.

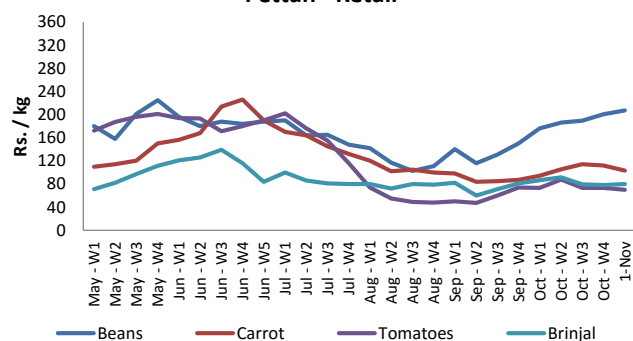
Pettah - Wholesale



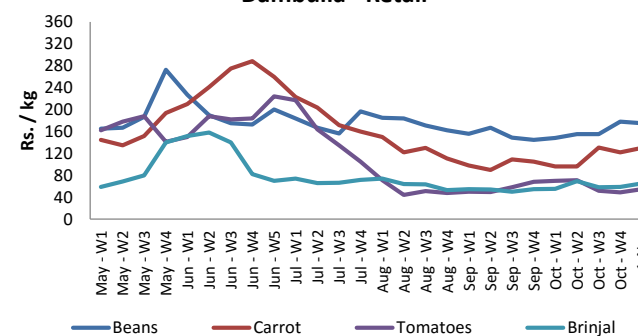
Dambulla - Wholesale



Pettah - Retail



Dambulla - Retail



Wholesale and Retail Prices of Selected Food Commodities

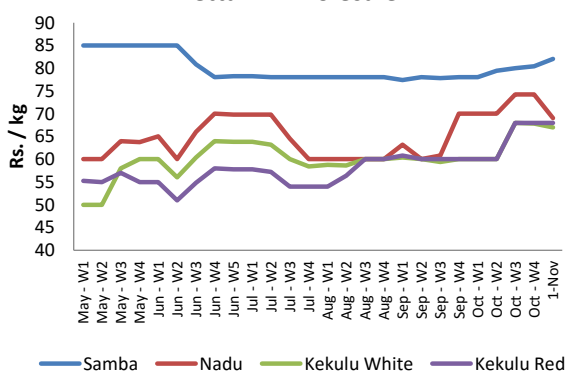


Rice

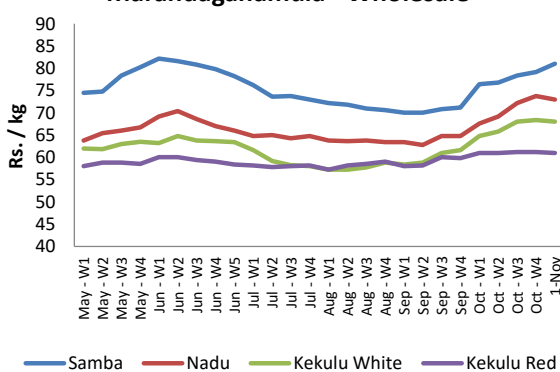
Item	Unit	Pettah				Marandagahamula	
		Wholesale		Retail		Wholesale	
		Previous 5 Days Average	1-Nov	Previous 5 Days Average	1-Nov	Previous 5 Days Average	1-Nov
Samba	Rs./Kg	81.00	82.00	88.00	88.00	79.00	81.00
Nadu	Rs./Kg	73.00	69.00	83.00	80.00	73.00	73.00
Kekulu White	Rs./Kg	68.00	67.00	75.00	75.00	68.00	68.00
Kekulu Red	Rs./Kg	68.00	68.00	75.00	75.00	61.00	61.00

- Price increased by more than 5% compared to previous week average price.
- Price decreased by more than 5% compared to previous week average price.

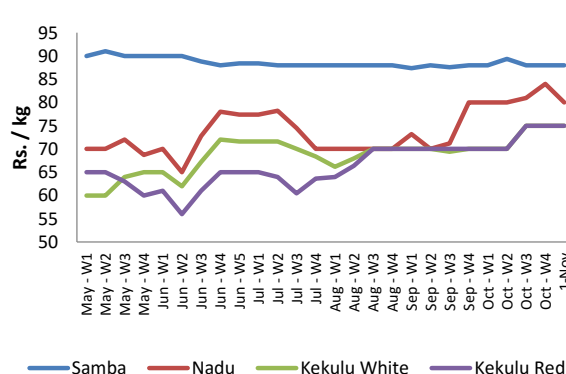
Pettah - Wholesale



Marandagahamula - Wholesale



Pettah - Retail



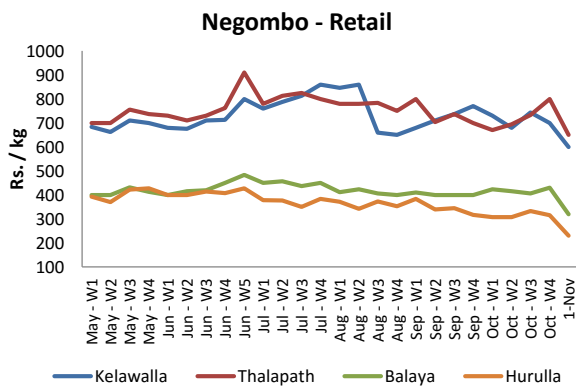
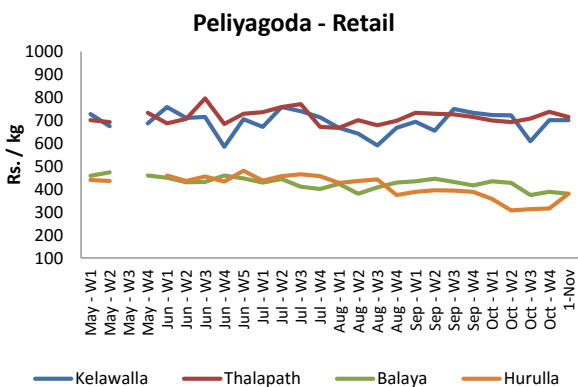
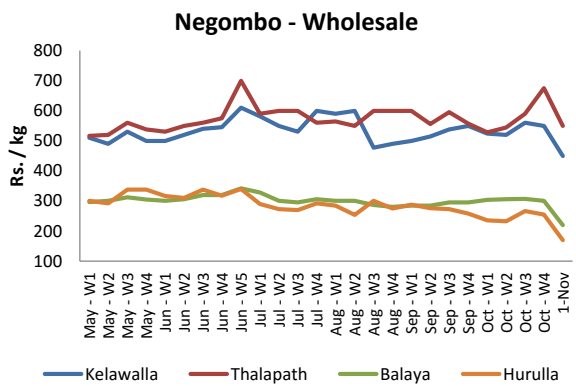
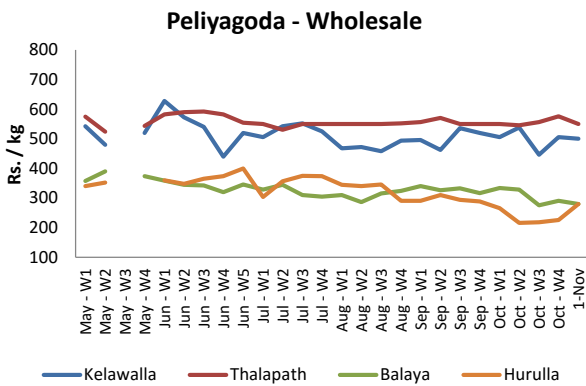
Wholesale and Retail Prices of Selected Food Commodities



Fish

Item	Unit	Peliyagoda Fish Market				Negombo Fish Market			
		Wholesale		Retail		Wholesale		Retail	
		Previous 5 Days Average	1-Nov	Previous 5 Days Average	1-Nov	Previous 5 Days Average	1-Nov	Previous 5 Days Average	1-Nov
Kelawalla	Rs./Kg	490.00	500.00	682.00	700.00	520.00	450.00	670.00	600.00
Thalapath	Rs./Kg	576.00	550.00	737.00	715.00	640.00	550.00	770.00	650.00
Balaya	Rs./Kg	286.00	280.00	376.00	380.00	284.00	220.00	408.00	320.00
Paraw	Rs./Kg	482.00	450.00	659.00	630.00	440.00	380.00	580.00	500.00
Salaya	Rs./Kg	120.00	130.00	178.00	180.00	90.00	70.00	134.00	120.00
Hurulla	Rs./Kg	228.00	280.00	308.00	380.00	238.00	170.00	296.00	230.00

- Price increased by more than 5% compared to previous week average price.
- Price decreased by more than 5% compared to previous week average price.



Wholesale and Retail Prices of Selected Food Commodities

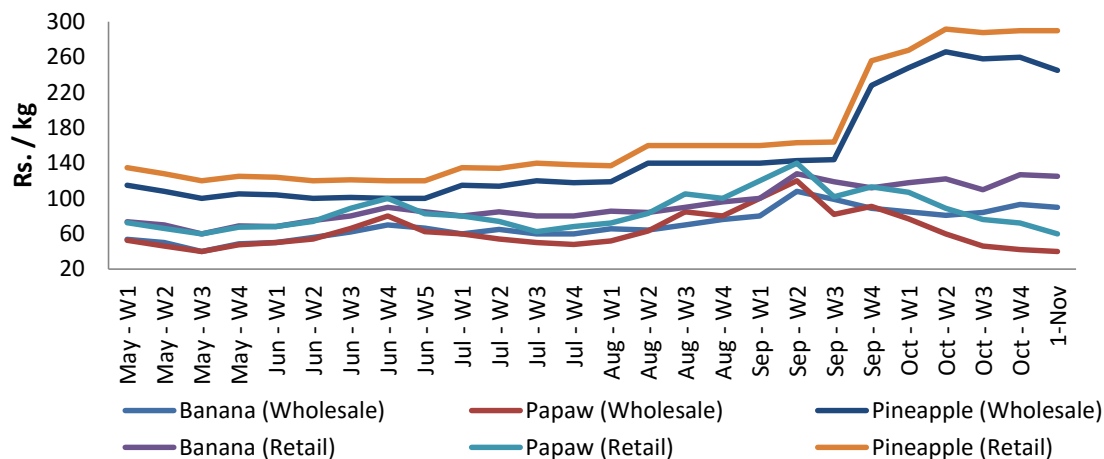


Fruits

Item	Unit	Pettah			
		Wholesale		Retail	
		Previous 5 Days Average	1-Nov	Previous 5 Days Average	1-Nov
Banana (Sour)	Rs./Kg	93.00	90.00	126.00	125.00
Papaw	Rs./Kg	41.00	40.00	69.00	60.00
Pineapple	Rs./Kg	257.00	245.00	288.00	290.00

- Price increased by more than 5% compared to previous week average price.
- Price decreased by more than 5% compared to previous week average price.

Pettah - Wholesale and Retail



Wholesale and Retail Prices of Selected Food Commodities



Other

Item	Unit	Pettah				Dambulla			
		Wholesale		Retail		Wholesale		Retail	
		Previous 5 Days Average	1-Nov	Previous 5 Days Average	1-Nov	Previous 5 Days Average	1-Nov	Previous 5 Days Average	1-Nov
Red-Onions (local)	Rs./Kg	91.00	85.00	124.00	125.00	90.00	88.00	118.00	110.00
Red-Onions (Imp)	Rs./Kg	n.a.	n.a.	n.a.	n.a.	95.00	93.00	120.00	110.00
Big-Onions (local)	Rs./Kg	82.00	75.00	95.00	95.00	68.00	68.00	83.00	83.00
Big-Onions (Imp)	Rs./Kg	n.a.	n.a.	n.a.	n.a.	n.a.	n.a.	n.a.	n.a.
Potatoes (local)	Rs./Kg	106.00	105.00	131.00	135.00	104.00	103.00	120.00	120.00
Potatoes (Imp)	Rs./Kg	85.00	85.00	102.00	105.00				
Dried Chillies (Imp)	Rs./Kg	296.00	290.00	350.00	350.00	293.00	293.00	345.00	345.00
Coconut	Rs./Nut	44.00	34.00	55.00	45.00	34.00	33.00	43.00	43.00
Coconut oil	Rs./Ltr	260.00	260.00	280.00	280.00				
Dhal	Rs./Kg	160.00	160.00	169.00	169.00				
Sugar	Rs./Kg	92.00	92.00	95.00	95.00				
Eggs	Rs./Each	10.00	10.00	11.00	10.50				
Katta	Rs./Kg	900.00	900.00	945.00	945.00				
Sprats	Rs./Kg	460.00	460.00	490.00	490.00				

- Price increased by more than 5% compared to previous week average price.
- Price decreased by more than 5% compared to previous week average price.

