

Wholesale and Retail Prices of Selected Food Commodities

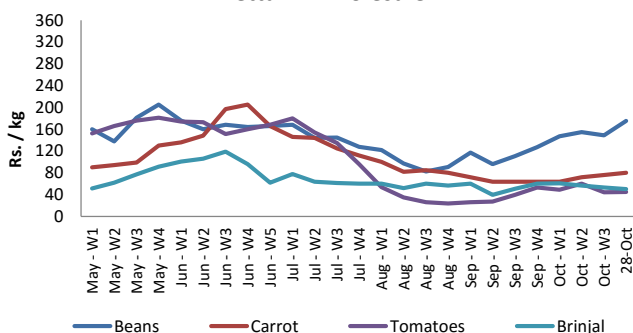


Vegetables

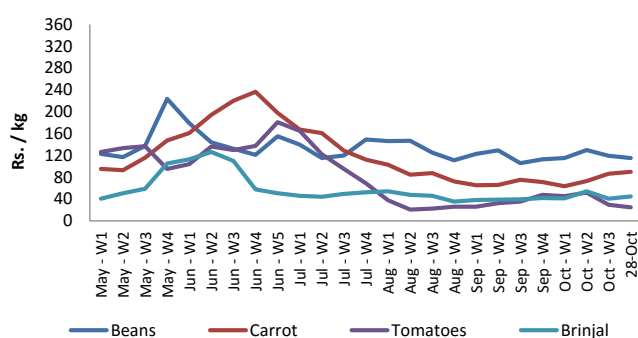
Item	Unit	Pettah				Dambulla			
		Wholesale		Retail		Wholesale		Retail	
		Previous 5 Days Average	28-Oct	Previous 5 Days Average	28-Oct	Previous 5 Days Average	28-Oct	Previous 5 Days Average	28-Oct
Beans	Rs./Kg	160.00	175.00	200.00	200.00	149.00	115.00	176.00	165.00
Carrot	Rs./Kg	82.00	80.00	119.00	105.00	87.00	90.00	122.00	120.00
Cabbage	Rs./Kg	43.00	45.00	72.00	75.00	43.00	30.00	70.00	55.00
Tomatoes	Rs./Kg	45.00	45.00	74.00	70.00	30.00	25.00	47.00	50.00
Brinjal	Rs./Kg	51.00	50.00	78.00	75.00	45.00	45.00	59.00	55.00
Pumpkin	Rs./Kg	34.00	35.00	55.00	55.00	24.00	25.00	37.00	45.00
Snake gourd	Rs./Kg	99.00	100.00	124.00	120.00	62.00	65.00	84.00	90.00

- Price increased by more than 5% compared to previous week average price.
- Price decreased by more than 5% compared to previous week average price.

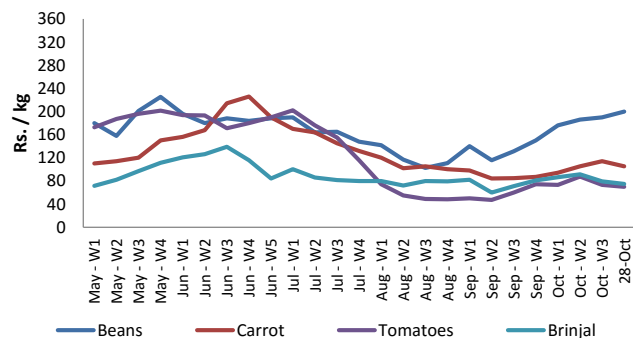
Pettah - Wholesale



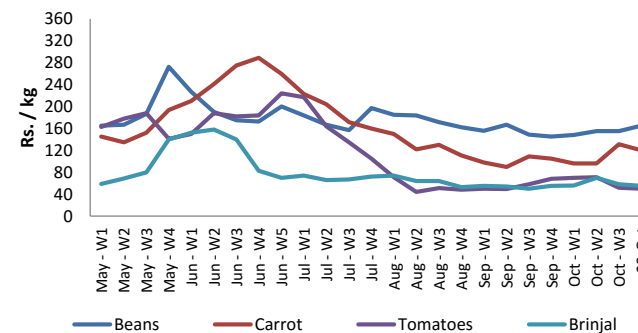
Dambulla - Wholesale



Pettah - Retail



Dambulla - Retail



Wholesale and Retail Prices of Selected Food Commodities



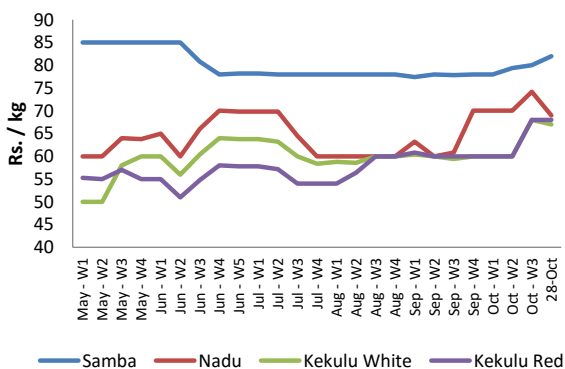
Rice

Item	Unit	Pettah				Marandaghamula	
		Wholesale		Retail		Wholesale	
		Previous 5 Days Average	28-Oct	Previous 5 Days Average	28-Oct	Previous 5 Days Average	28-Oct
Samba	Rs./Kg	80.00	82.00	88.00	88.00	79.00	79.00
Nadu	Rs./Kg	75.00	69.00	85.00	80.00	74.00	73.00
Kekulu White	Rs./Kg	68.00	67.00	75.00	75.00	68.00	68.00
Kekulu Red	Rs./Kg	68.00	68.00	75.00	75.00	61.00	61.00

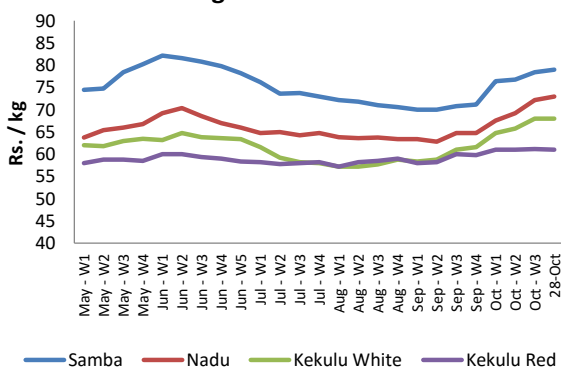
Price increased by more than 5% compared to previous week average price.

Price decreased by more than 5% compared to previous week average price.

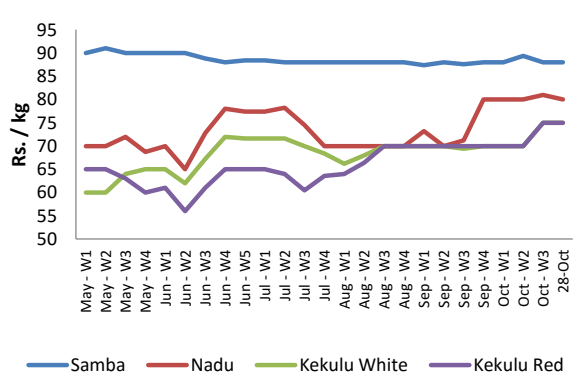
Pettah - Wholesale



Marandaghamula - Wholesale



Pettah - Retail



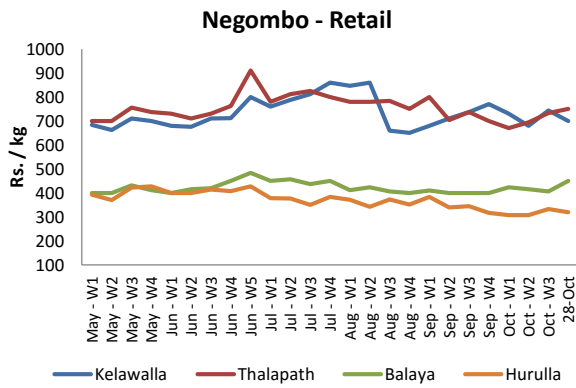
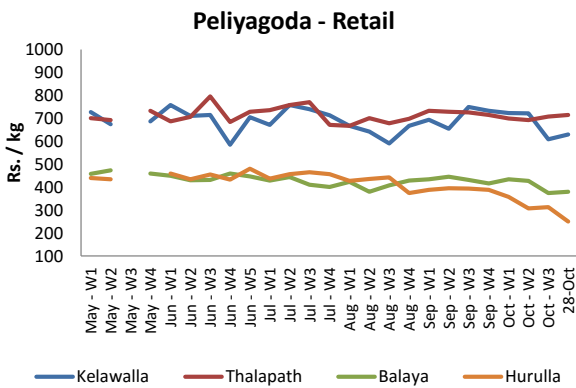
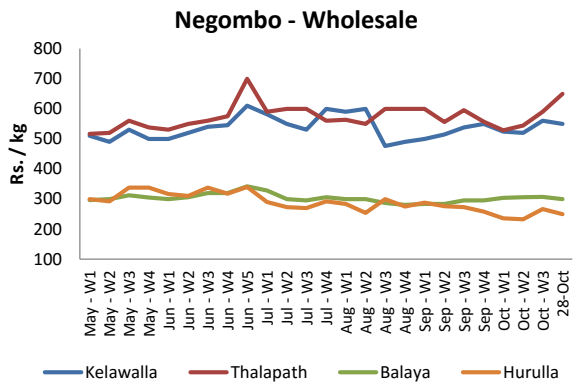
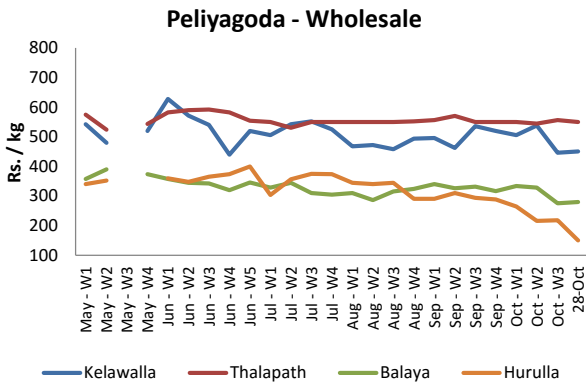
Wholesale and Retail Prices of Selected Food Commodities



Fish

Item	Unit	Peliyagoda Fish Market				Negombo Fish Market			
		Wholesale		Retail		Wholesale		Retail	
		Previous 5 Days Average	28-Oct	Previous 5 Days Average	28-Oct	Previous 5 Days Average	28-Oct	Previous 5 Days Average	28-Oct
Kelawalla	Rs./Kg	506.00	450.00	684.00	630.00	556.00	550.00	716.00	700.00
Thalapath	Rs./Kg	576.00	550.00	737.00	715.00	644.00	650.00	780.00	750.00
Balaya	Rs./Kg	290.00	280.00	388.00	380.00	304.00	300.00	418.00	450.00
Paraw	Rs./Kg	512.00	450.00	702.00	630.00	484.00	450.00	630.00	600.00
Salaya	Rs./Kg	128.00	80.00	190.00	120.00	100.00	100.00	146.00	150.00
Hurulla	Rs./Kg	236.00	150.00	322.00	250.00	264.00	250.00	328.00	320.00

- Price increased by more than 5% compared to previous week average price.
- Price decreased by more than 5% compared to previous week average price.



Wholesale and Retail Prices of Selected Food Commodities

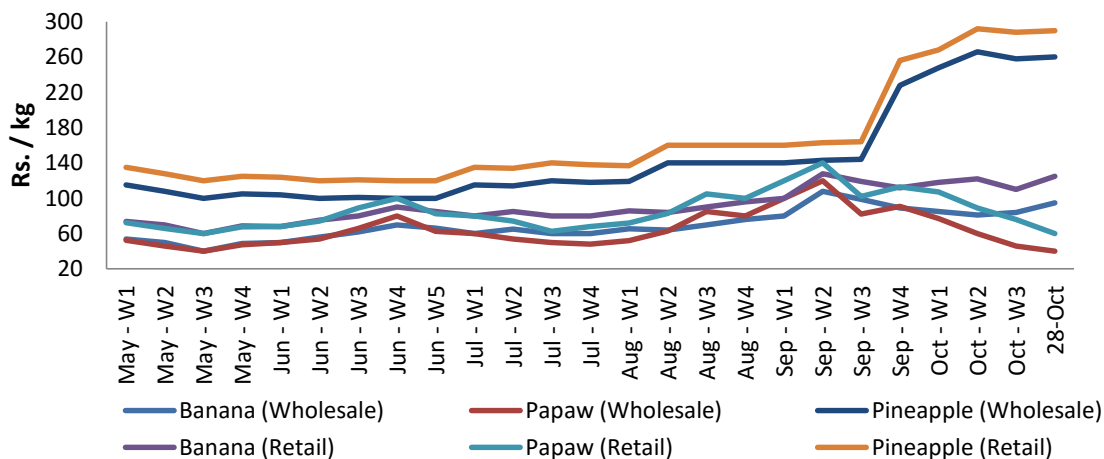


Fruits

Item	Unit	Pettah			
		Wholesale		Retail	
		Previous 5 Days Average	28-Oct	Previous 5 Days Average	28-Oct
Banana (Sour)	Rs./Kg	91.00	95.00	124.00	125.00
Papaw	Rs./Kg	43.00	40.00	74.00	60.00
Pineapple	Rs./Kg	256.00	260.00	286.00	290.00

- Price increased by more than 5% compared to previous week average price.
- Price decreased by more than 5% compared to previous week average price.

Pettah - Wholesale and Retail



Wholesale and Retail Prices of Selected Food Commodities



Other

Item	Unit	Pettah				Dambulla			
		Wholesale		Retail		Wholesale		Retail	
		Previous 5 Days Average	28-Oct	Previous 5 Days Average	28-Oct	Previous 5 Days Average	28-Oct	Previous 5 Days Average	28-Oct
Red-Onions (local)	Rs./Kg	95.00	85.00	125.00	125.00	88.00	80.00	120.00	110.00
Red-Onions (Imp)	Rs./Kg	n.a.	n.a.	n.a.	n.a.	n.a.	n.a.	n.a.	n.a.
Big-Onions (local)	Rs./Kg	87.00	75.00	97.00	95.00	68.00	70.00	83.00	83.00
Big-Onions (Imp)	Rs./Kg	n.a.	n.a.	n.a.	n.a.	n.a.	n.a.	n.a.	n.a.
Potatoes (local)	Rs./Kg	109.00	100.00	132.00	130.00	104.00	105.00	123.00	120.00
Potatoes (Imp)	Rs./Kg	85.00	85.00	100.00	105.00				
Dried Chillies (Imp)	Rs./Kg	300.00	290.00	350.00	350.00	293.00	293.00	345.00	345.00
Coconut	Rs./Nut	44.00	44.00	55.00	55.00	33.00	34.00	43.00	43.00
Coconut oil	Rs./Ltr	260.00	260.00	280.00	280.00				
Dhal	Rs./Kg	160.00	160.00	169.00	169.00				
Sugar	Rs./Kg	92.00	92.00	95.00	95.00				
Eggs	Rs./Each	10.00	10.00	11.00	11.00				
Katta	Rs./Kg	900.00	900.00	946.00	945.00				
Sprats	Rs./Kg	460.00	460.00	490.00	490.00				

- Price increased by more than 5% compared to previous week average price.
- Price decreased by more than 5% compared to previous week average price.

