

## Wholesale and Retail Prices of Selected Food Commodities

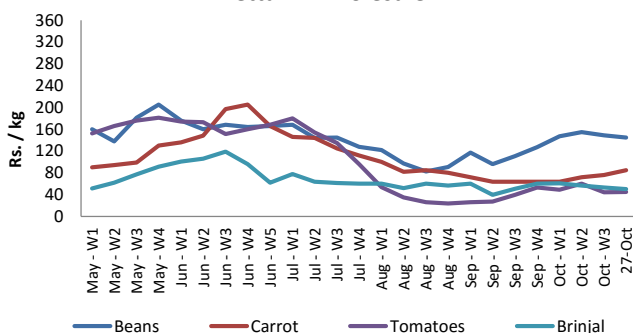


### Vegetables

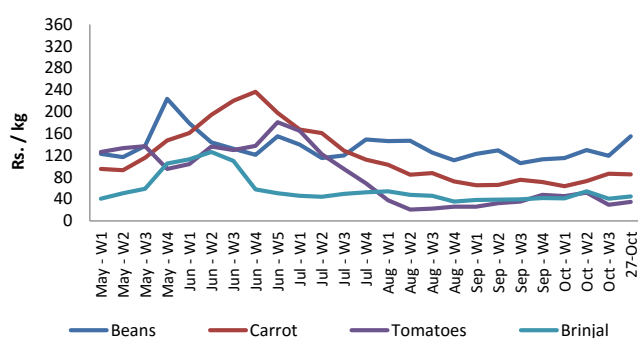
Item	Unit	Pettah				Dambulla			
		Wholesale		Retail		Wholesale		Retail	
		Previous 5 Days Average	27-Oct	Previous 5 Days Average	27-Oct	Previous 5 Days Average	27-Oct	Previous 5 Days Average	27-Oct
Beans	Rs./Kg	161.00	145.00	200.00	190.00	143.00	155.00	169.00	190.00
Carrot	Rs./Kg	78.00	85.00	116.00	115.00	86.00	85.00	122.00	120.00
Cabbage	Rs./Kg	43.00	40.00	72.00	70.00	41.00	45.00	68.00	70.00
Tomatoes	Rs./Kg	45.00	45.00	74.00	70.00	26.00	35.00	44.00	50.00
Brinjal	Rs./Kg	51.00	50.00	77.00	75.00	44.00	45.00	58.00	55.00
Pumpkin	Rs./Kg	34.00	35.00	55.00	55.00	22.00	30.00	36.00	40.00
Snake gourd	Rs./Kg	98.00	95.00	122.00	120.00	58.00	65.00	80.00	90.00

- Price increased by more than 5% compared to previous week average price.
- Price decreased by more than 5% compared to previous week average price.

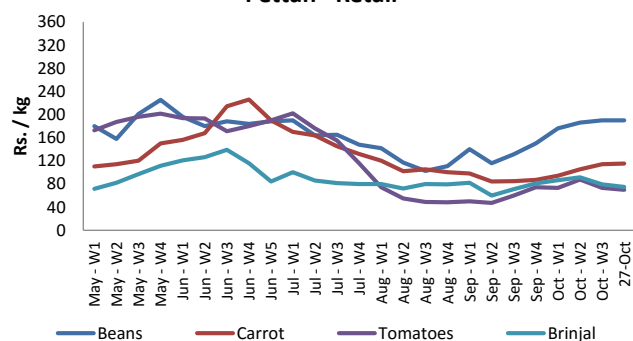
**Pettah - Wholesale**



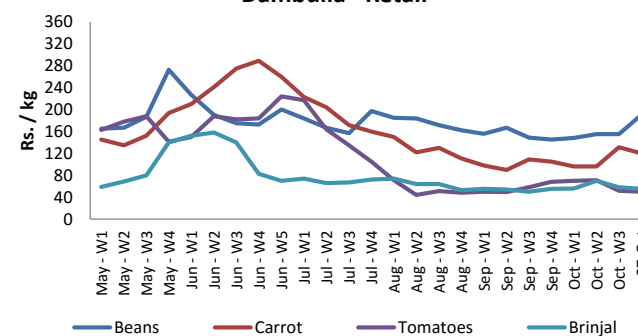
**Dambulla - Wholesale**



**Pettah - Retail**



**Dambulla - Retail**



## Wholesale and Retail Prices of Selected Food Commodities



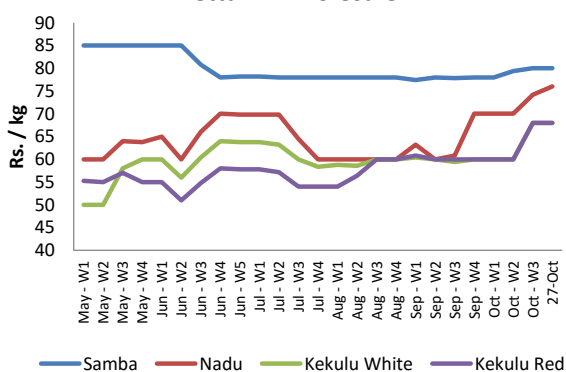
### Rice

Item	Unit	Pettah				Marandagahamula	
		Wholesale		Retail		Wholesale	
		Previous 5 Days Average	27-Oct	Previous 5 Days Average	27-Oct	Previous 5 Days Average	27-Oct
Samba	Rs./Kg	80.00	80.00	88.00	88.00	79.00	79.00
Nadu	Rs./Kg	75.00	76.00	84.00	85.00	74.00	73.00
Kekulu White	Rs./Kg	68.00	68.00	75.00	75.00	68.00	68.00
Kekulu Red	Rs./Kg	68.00	68.00	75.00	75.00	61.00	61.00

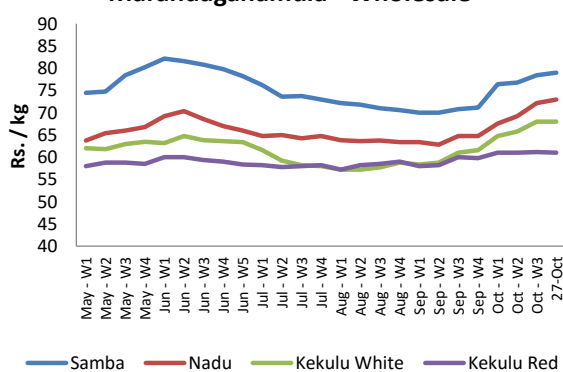
■ Price increased by more than 5% compared to previous week average price.

■ Price decreased by more than 5% compared to previous week average price.

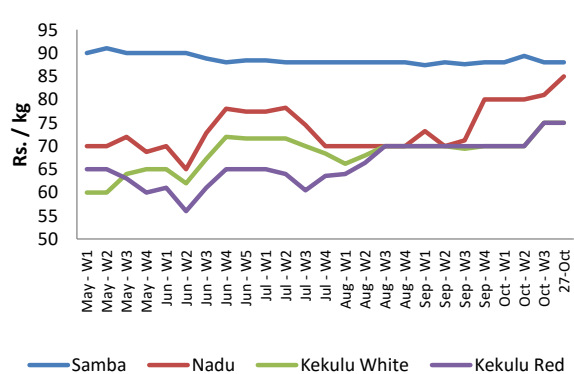
#### Pettah - Wholesale



#### Marandagahamula - Wholesale



#### Pettah - Retail



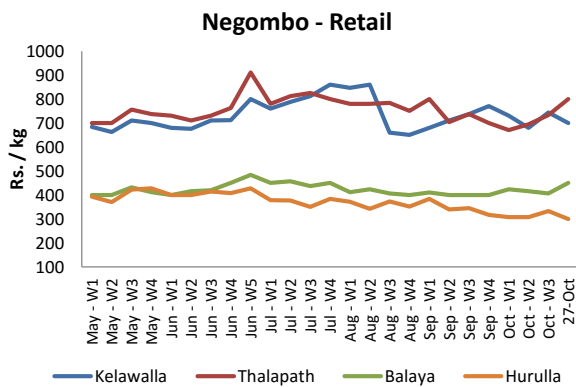
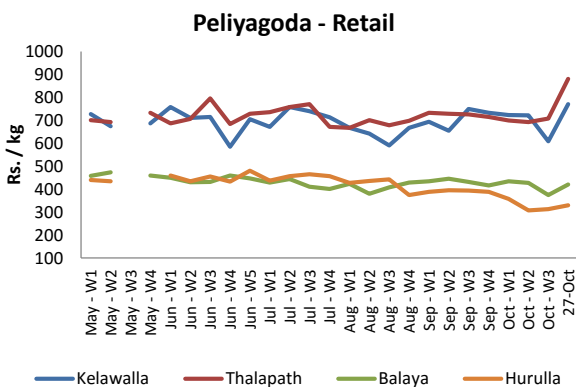
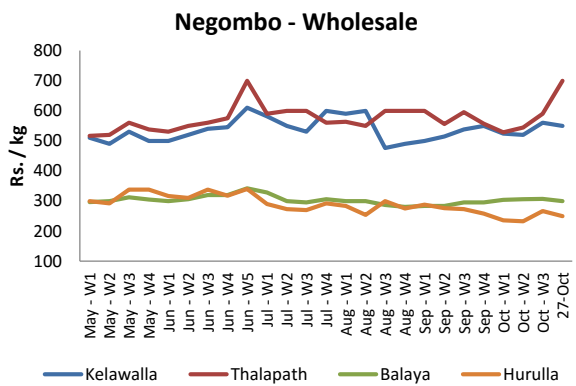
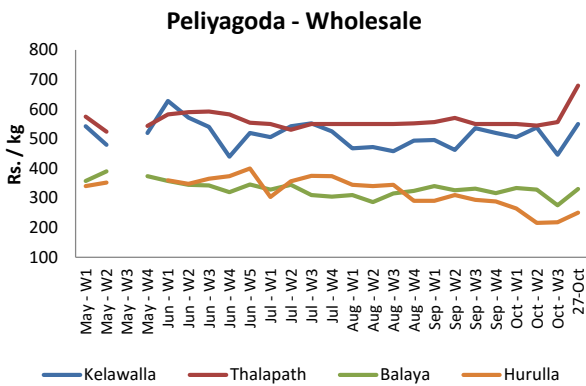
## Wholesale and Retail Prices of Selected Food Commodities



### Fish

Item	Unit	Peliyagoda Fish Market				Negombo Fish Market			
		Wholesale		Retail		Wholesale		Retail	
		Previous 5 Days Average	27-Oct	Previous 5 Days Average	27-Oct	Previous 5 Days Average	27-Oct	Previous 5 Days Average	27-Oct
Kelawalla	Rs./Kg	486.00	550.00	656.00	770.00	556.00	550.00	726.00	700.00
Thalapath	Rs./Kg	550.00	680.00	704.00	880.00	624.00	700.00	770.00	800.00
Balaya	Rs./Kg	280.00	330.00	380.00	420.00	304.00	300.00	408.00	450.00
Paraw	Rs./Kg	506.00	480.00	694.00	670.00	490.00	450.00	630.00	600.00
Salaya	Rs./Kg	128.00	130.00	190.00	180.00	104.00	100.00	152.00	140.00
Hurulla	Rs./Kg	233.00	250.00	320.00	330.00	264.00	250.00	328.00	300.00

- Price increased by more than 5% compared to previous week average price.
- Price decreased by more than 5% compared to previous week average price.



## Wholesale and Retail Prices of Selected Food Commodities

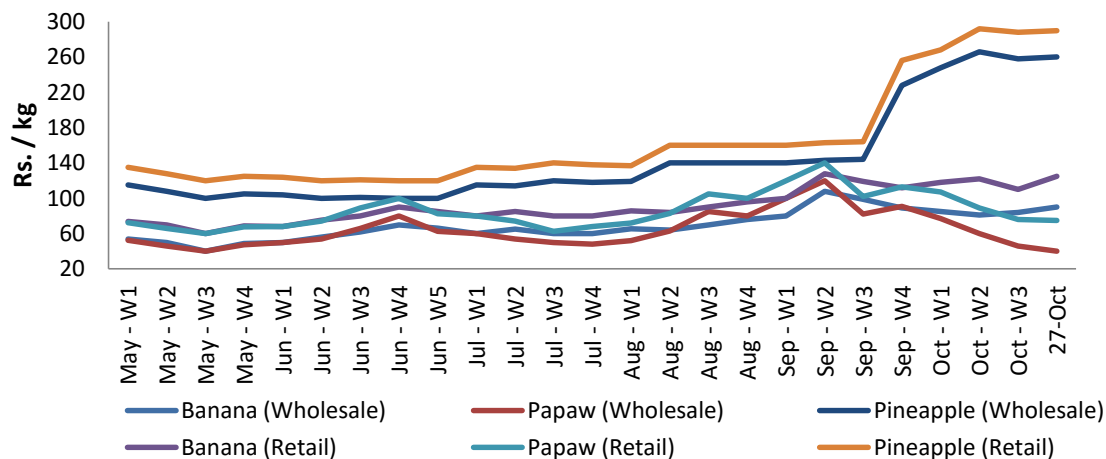


### Fruits

Item	Unit	Pettah			
		Wholesale		Retail	
		Previous 5 Days Average	27-Oct	Previous 5 Days Average	27-Oct
Banana (Sour)	Rs./Kg	90.00	90.00	121.00	125.00
Papaw	Rs./Kg	44.00	40.00	74.00	75.00
Pineapple	Rs./Kg	256.00	260.00	286.00	290.00

- Price increased by more than 5% compared to previous week average price.
- Price decreased by more than 5% compared to previous week average price.

Pettah - Wholesale and Retail



## Wholesale and Retail Prices of Selected Food Commodities



### Other

Item	Unit	Pettah				Dambulla			
		Wholesale		Retail		Wholesale		Retail	
		Previous 5 Days Average	27-Oct	Previous 5 Days Average	27-Oct	Previous 5 Days Average	27-Oct	Previous 5 Days Average	27-Oct
Red-Onions (local)	Rs./Kg	95.00	95.00	124.00	125.00	88.00	78.00	120.00	110.00
Red-Onions (Imp)	Rs./Kg	n.a.	n.a.	n.a.	n.a.	n.a.	n.a.	n.a.	n.a.
Big-Onions (local)	Rs./Kg	87.40	87.00	98.00	95.00	67.00	69.00	83.00	83.00
Big-Onions (Imp)	Rs./Kg	n.a.	n.a.	n.a.	n.a.	n.a.	n.a.	n.a.	n.a.
Potatoes (local)	Rs./Kg	108.00	110.00	132.00	130.00	103.00	103.00	123.00	120.00
Potatoes (Imp)	Rs./Kg	85.00	85.00	100.00	100.00				
Dried Chillies (Imp)	Rs./Kg	300.00	300.00	350.00	350.00	293.00	293.00	345.00	345.00
Coconut	Rs./Nut	43.00	44.00	54.00	55.00	33.00	34.00	43.00	43.00
Coconut oil	Rs./Ltr	260.00	260.00	280.00	280.00				
Dhal	Rs./Kg	160.00	160.00	169.00	169.00				
Sugar	Rs./Kg	92.00	92.00	95.00	95.00				
Eggs	Rs./Each	11.00	10.00	12.00	11.00				
Katta	Rs./Kg	900.00	900.00	946.00	945.00				
Sprats	Rs./Kg	460.00	460.00	490.00	490.00				

- Price increased by more than 5% compared to previous week average price.
- Price decreased by more than 5% compared to previous week average price.

