

Wholesale and Retail Prices of Selected Food Commodities

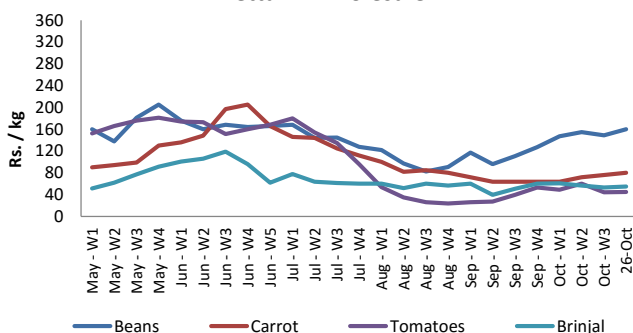


Vegetables

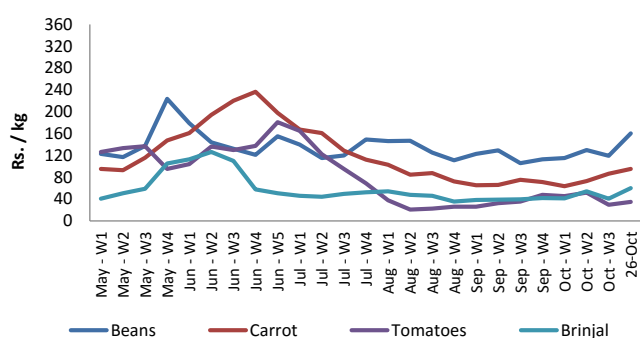
Item	Unit	Pettah				Dambulla			
		Wholesale		Retail		Wholesale		Retail	
		Previous 5 Days Average	26-Oct	Previous 5 Days Average	26-Oct	Previous 5 Days Average	26-Oct	Previous 5 Days Average	26-Oct
Beans	Rs./Kg	159.00	160.00	199.00	200.00	134.00	160.00	162.00	190.00
Carrot	Rs./Kg	76.00	80.00	116.00	110.00	85.00	95.00	121.00	130.00
Cabbage	Rs./Kg	46.00	40.00	75.00	70.00	43.00	40.00	68.00	70.00
Tomatoes	Rs./Kg	46.00	45.00	74.00	75.00	25.00	35.00	45.00	50.00
Brinjal	Rs./Kg	52.00	55.00	77.00	85.00	39.00	60.00	55.00	70.00
Pumpkin	Rs./Kg	34.00	35.00	55.00	55.00	22.00	25.00	35.00	40.00
Snake gourd	Rs./Kg	98.00	95.00	122.00	120.00	53.00	80.00	75.00	105.00

- Price increased by more than 5% compared to previous week average price.
- Price decreased by more than 5% compared to previous week average price.

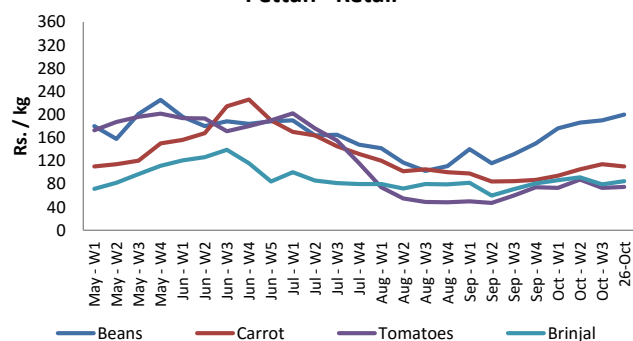
Pettah - Wholesale



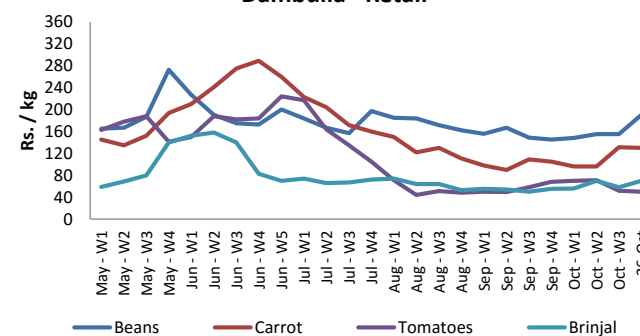
Dambulla - Wholesale



Pettah - Retail



Dambulla - Retail



Wholesale and Retail Prices of Selected Food Commodities



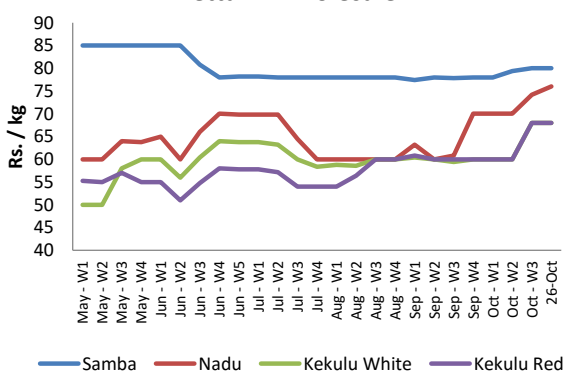
Rice

Item	Unit	Pettah				Marandaghamula	
		Wholesale		Retail		Wholesale	
		Previous 5 Days Average	26-Oct	Previous 5 Days Average	26-Oct	Previous 5 Days Average	26-Oct
Samba	Rs./Kg	80.00	80.00	88.00	88.00	79.00	79.00
Nadu	Rs./Kg	75.00	76.00	83.00	85.00	74.00	73.00
Kekulu White	Rs./Kg	68.00	68.00	75.00	75.00	68.00	68.00
Kekulu Red	Rs./Kg	68.00	68.00	75.00	75.00	61.00	62.00

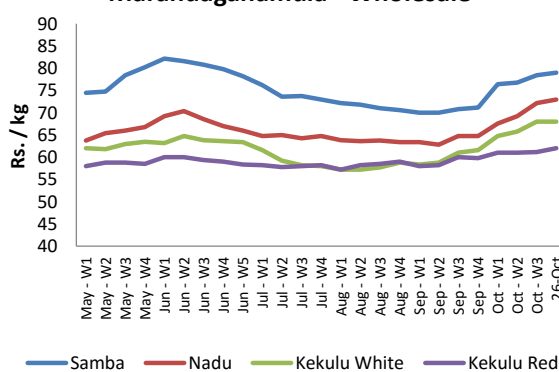
■ Price increased by more than 5% compared to previous week average price.

■ Price decreased by more than 5% compared to previous week average price.

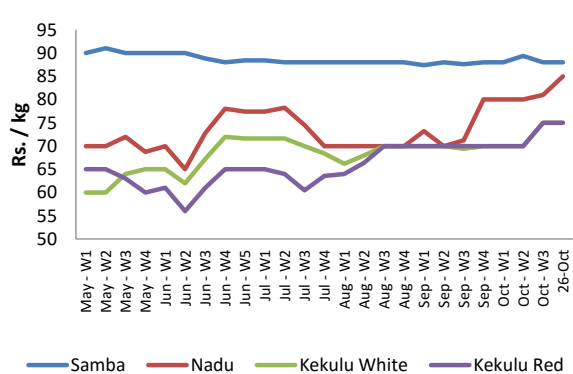
Pettah - Wholesale



Marandaghamula - Wholesale



Pettah - Retail



Wholesale and Retail Prices of Selected Food Commodities



Fruits

Item	Unit	Pettah			
		Wholesale		Retail	
		Previous 5 Days Average	26-Oct	Previous 5 Days Average	26-Oct
Banana (Sour)	Rs./Kg	89.00	90.00	118.00	125.00
Papaw	Rs./Kg	45.00	40.00	74.00	75.00
Pineapple	Rs./Kg	256.00	260.00	286.00	290.00

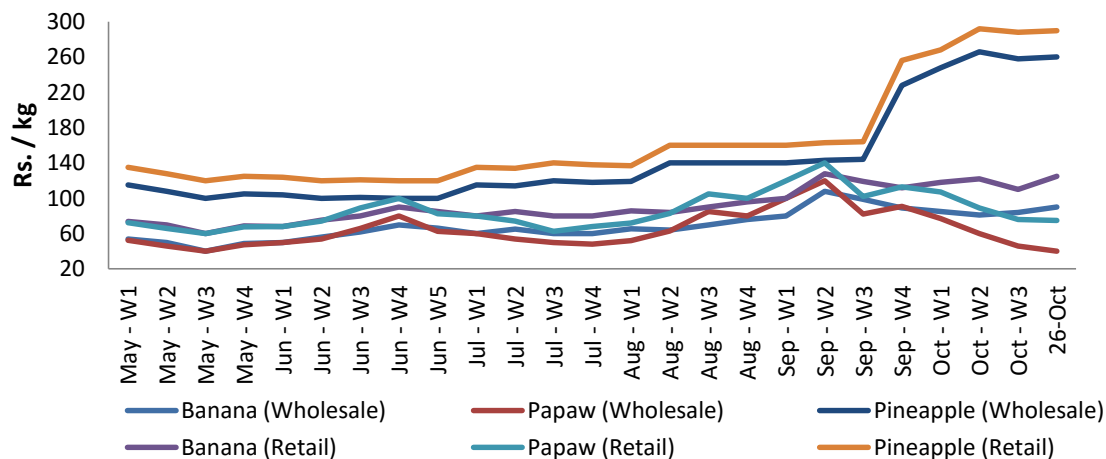


Price increased by more than 5% compared to previous week average price.



Price decreased by more than 5% compared to previous week average price.

Pettah - Wholesale and Retail



Wholesale and Retail Prices of Selected Food Commodities



Other

Item	Unit	Pettah				Dambulla			
		Wholesale		Retail		Wholesale		Retail	
		Previous 5 Days Average	26-Oct	Previous 5 Days Average	26-Oct	Previous 5 Days Average	26-Oct	Previous 5 Days Average	26-Oct
Red-Onions (local)	Rs./Kg	95.00	95.00	123.00	125.00	84.00	100.00	118.00	130.00
Red-Onions (Imp)	Rs./Kg	n.a.	n.a.	n.a.	n.a.	n.a.	n.a.	n.a.	n.a.
Big-Onions (local)	Rs./Kg	88.00	87.00	99.00	95.00	66.00	70.00	81.00	85.00
Big-Onions (Imp)	Rs./Kg	n.a.	n.a.	n.a.	n.a.	n.a.	n.a.	n.a.	n.a.
Potatoes (local)	Rs./Kg	107.00	110.00	132.00	130.00	101.00	105.00	123.00	120.00
Potatoes (Imp)	Rs./Kg	85.00	85.00	100.00	100.00				
Dried Chillies (Imp)	Rs./Kg	300.00	300.00	350.00	350.00	293.00	295.00	345.00	345.00
Coconut	Rs./Nut	42.00	44.00	53.00	55.00	33.00	33.00	43.00	43.00
Coconut oil	Rs./Ltr	260.00	260.00	280.00	280.00				
Dhal	Rs./Kg	160.00	160.00	169.00	169.00				
Sugar	Rs./Kg	92.00	92.00	95.00	95.00				
Eggs	Rs./Each	11.00	10.00	12.00	11.00				
Katta	Rs./Kg	900.00	900.00	946.00	945.00				
Sprats	Rs./Kg	460.00	460.00	490.00	490.00				

- Price increased by more than 5% compared to previous week average price.
- Price decreased by more than 5% compared to previous week average price.

