

Wholesale and Retail Prices of Selected Food Commodities

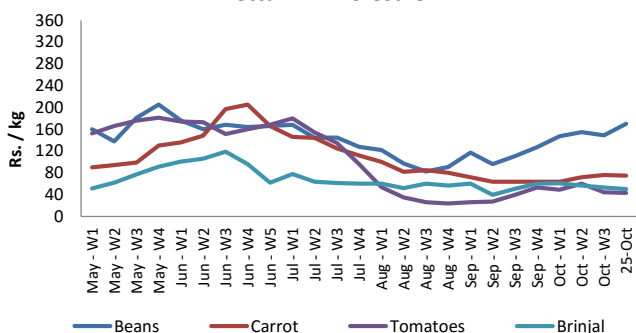


Vegetables

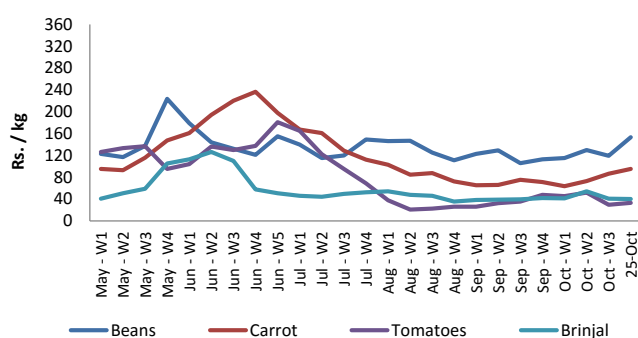
Item	Unit	Pettah				Dambulla			
		Wholesale		Retail		Wholesale		Retail	
		Previous 5 Days Average	25-Oct	Previous 5 Days Average	25-Oct	Previous 5 Days Average	25-Oct	Previous 5 Days Average	25-Oct
Beans	Rs./Kg	154.00	170.00	195.00	205.00	126.00	155.00	158.00	175.00
Carrot	Rs./Kg	77.00	75.00	117.00	110.00	83.00	95.00	124.00	130.00
Cabbage	Rs./Kg	48.00	40.00	77.00	70.00	44.00	45.00	68.00	70.00
Tomatoes	Rs./Kg	46.00	45.00	74.00	75.00	26.00	35.00	47.00	50.00
Brinjal	Rs./Kg	53.00	50.00	79.00	75.00	39.00	40.00	57.00	55.00
Pumpkin	Rs./Kg	34.00	35.00	55.00	55.00	21.00	25.00	35.00	35.00
Snake gourd	Rs./Kg	97.00	90.00	120.00	115.00	53.00	55.00	76.00	75.00

- Price increased by more than 5% compared to previous week average price.
- Price decreased by more than 5% compared to previous week average price.

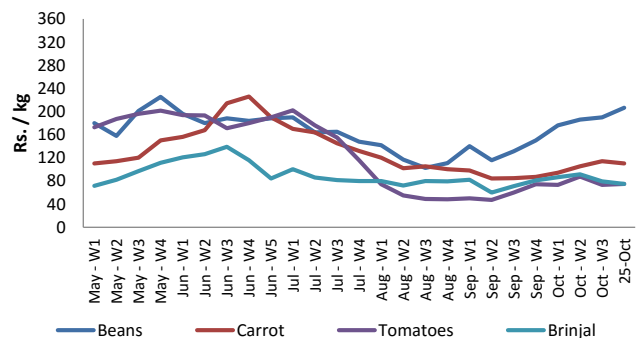
Pettah - Wholesale



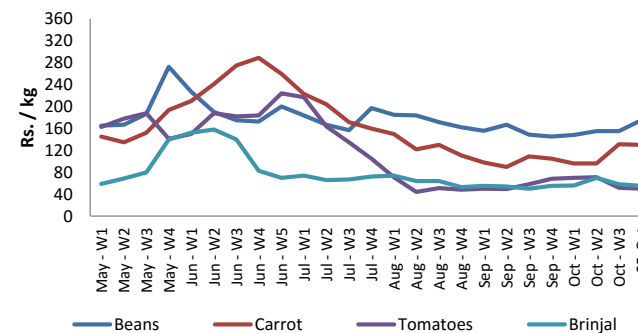
Dambulla - Wholesale



Pettah - Retail



Dambulla - Retail



Wholesale and Retail Prices of Selected Food Commodities

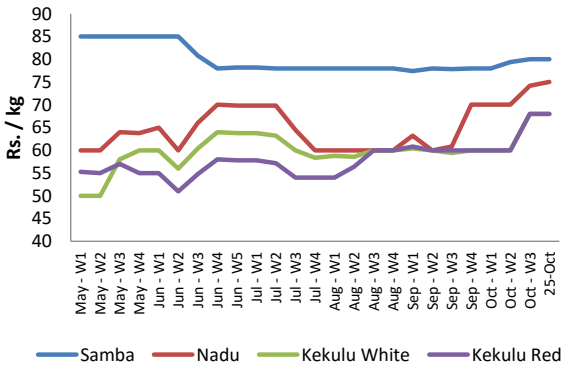


Rice

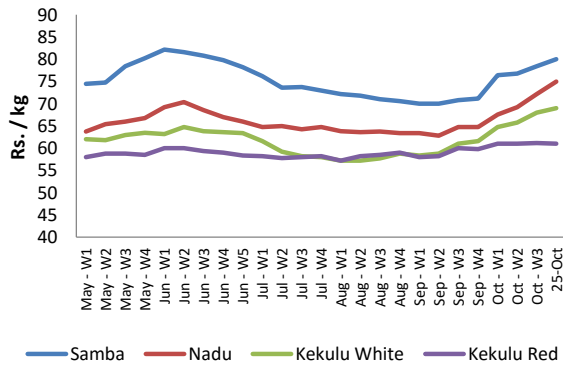
Item	Unit	Pettah				Marandagahamula	
		Wholesale		Retail		Wholesale	
		Previous 5 Days Average	25-Oct	Previous 5 Days Average	25-Oct	Previous 5 Days Average	25-Oct
Samba	Rs./Kg	80.00	80.00	88.00	88.00	78.00	80.00
Nadu	Rs./Kg	74.00	75.00	82.00	85.00	73.00	75.00
Kekulu White	Rs./Kg	68.00	68.00	75.00	75.00	68.00	69.00
Kekulu Red	Rs./Kg	68.00	68.00	75.00	75.00	61.00	61.00

- Price increased by more than 5% compared to previous week average price.
- Price decreased by more than 5% compared to previous week average price.

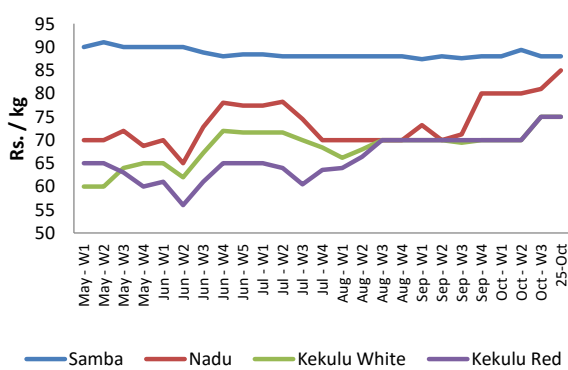
Pettah - Wholesale



Marandagahamula - Wholesale



Pettah - Retail



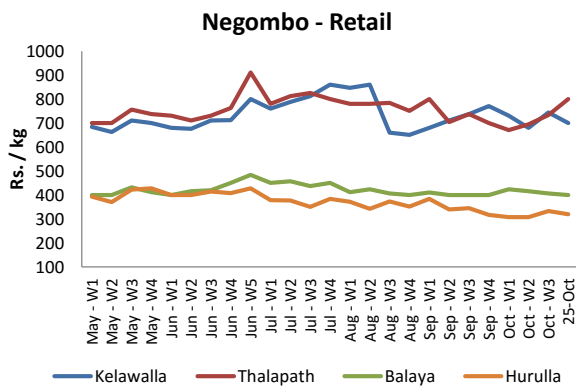
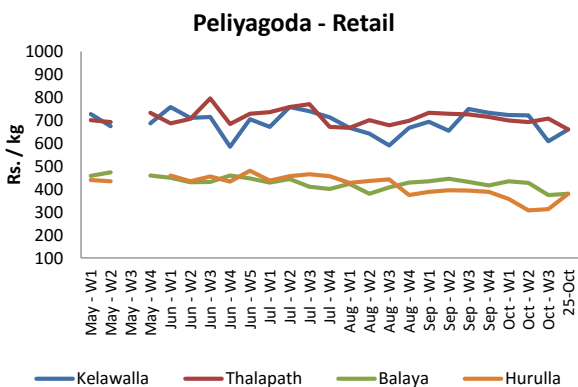
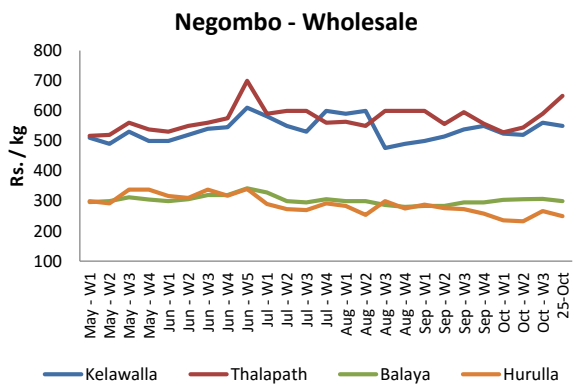
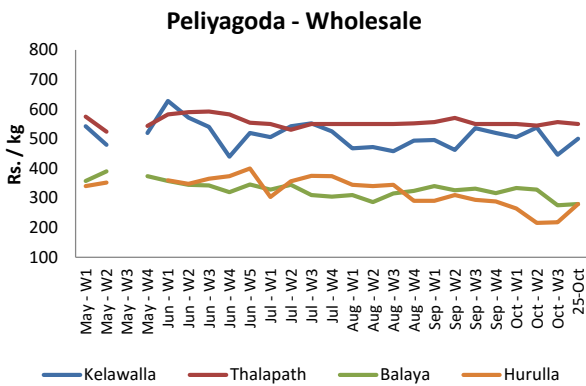
Wholesale and Retail Prices of Selected Food Commodities



Fish

Item	Unit	Peliyagoda Fish Market				Negombo Fish Market			
		Wholesale		Retail		Wholesale		Retail	
		Previous 5 Days Average	25-Oct	Previous 5 Days Average	25-Oct	Previous 5 Days Average	25-Oct	Previous 5 Days Average	25-Oct
Kelawalla	Rs./Kg	456.00	500.00	622.00	660.00	546.00	550.00	726.00	700.00
Thalapath	Rs./Kg	556.00	550.00	708.00	660.00	564.00	650.00	710.00	800.00
Balaya	Rs./Kg	285.00	280.00	385.00	380.00	304.00	300.00	410.00	400.00
Paraw	Rs./Kg	488.00	550.00	692.00	650.00	492.00	500.00	620.00	650.00
Salaya	Rs./Kg	134.00	130.00	186.00	220.00	102.00	100.00	148.00	150.00
Hurulla	Rs./Kg	210.00	280.00	305.00	380.00	254.00	250.00	324.00	320.00

- Price increased by more than 5% compared to previous week average price.
- Price decreased by more than 5% compared to previous week average price.



Wholesale and Retail Prices of Selected Food Commodities



Fruits

Item	Unit	Pettah			
		Wholesale		Retail	
		Previous 5 Days Average	25-Oct	Previous 5 Days Average	25-Oct
Banana (Sour)	Rs./Kg	87.00	95.00	114.00	130.00
Papaw	Rs./Kg	45.00	45.00	74.00	75.00
Pineapple	Rs./Kg	256.00	260.00	286.00	290.00

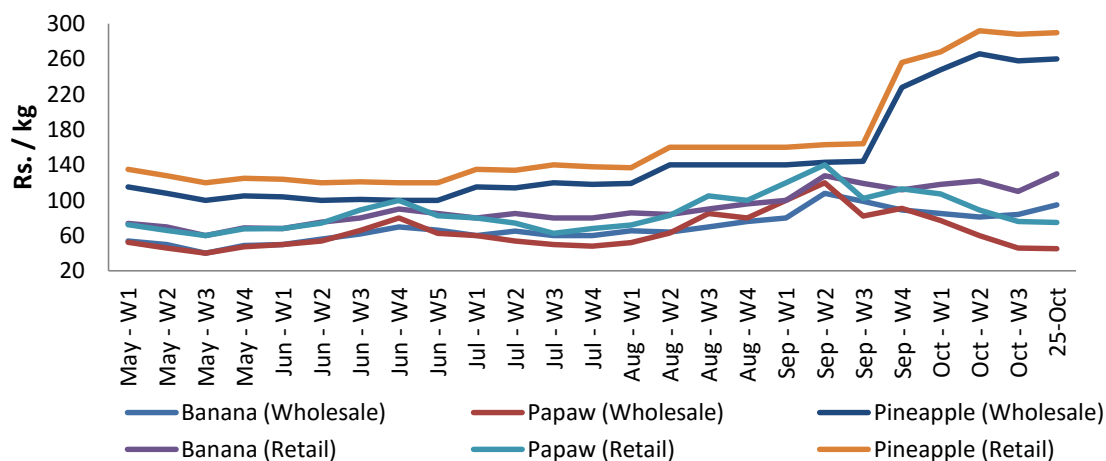


Price increased by more than 5% compared to previous week average price.



Price decreased by more than 5% compared to previous week average price.

Pettah - Wholesale and Retail



Wholesale and Retail Prices of Selected Food Commodities



Other

Item	Unit	Pettah				Dambulla			
		Wholesale		Retail		Wholesale		Retail	
		Previous 5 Days Average	25-Oct	Previous 5 Days Average	25-Oct	Previous 5 Days Average	25-Oct	Previous 5 Days Average	25-Oct
Red-Onions (local)	Rs./Kg	95.00	95.00	122.00	125.00	82.00	100.00	116.00	130.00
Red-Onions (Imp)	Rs./Kg	n.a.	n.a.	n.a.	n.a.	n.a.	n.a.	n.a.	n.a.
Big-Onions (local)	Rs./Kg	88.00	87.00	100.00	95.00	66.00	66.00	80.00	83.00
Big-Onions (Imp)	Rs./Kg	n.a.	n.a.	n.a.	n.a.	n.a.	n.a.	n.a.	n.a.
Potatoes (local)	Rs./Kg	104.00	110.00	129.00	135.00	100.00	103.00	123.00	120.00
Potatoes (Imp)	Rs./Kg	85.00	85.00	100.00	100.00				
Dried Chillies (Imp)	Rs./Kg	300.00	300.00	350.00	350.00	293.00	293.00	345.00	345.00
Coconut	Rs./Nut	42.00	45.00	52.00	55.00	33.00	33.00	43.00	43.00
Coconut oil	Rs./Ltr	260.00	260.00	280.00	280.00				
Dhal	Rs./Kg	160.00	160.00	169.00	169.00				
Sugar	Rs./Kg	92.00	92.00	95.00	95.00				
Eggs	Rs./Each	11.60	10.00	12.60	11.00				
Katta	Rs./Kg	898.00	900.00	946.00	945.00				
Sprats	Rs./Kg	459.00	460.00	490.00	490.00				

- Price increased by more than 5% compared to previous week average price.
- Price decreased by more than 5% compared to previous week average price.

