

Wholesale and Retail Prices of Selected Food Commodities

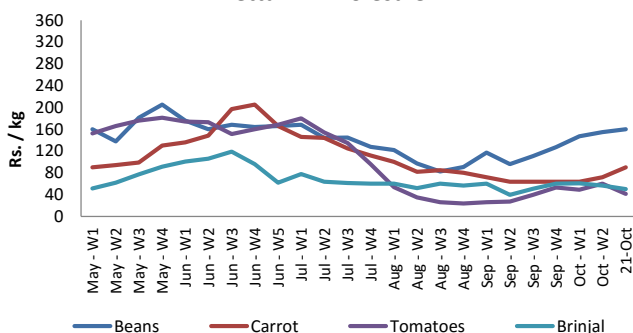


Vegetables

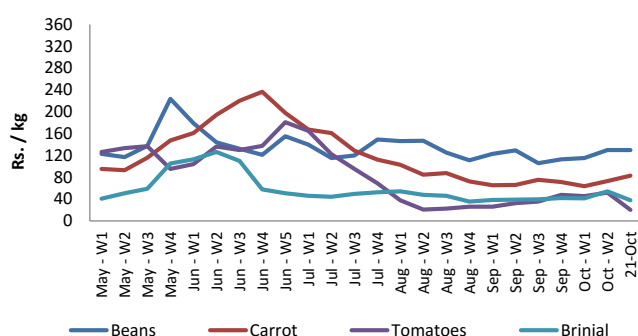
Item	Unit	Pettah				Dambulla			
		Wholesale		Retail		Wholesale		Retail	
		Previous 5 Days Average	21-Oct	Previous 5 Days Average	21-Oct	Previous 5 Days Average	21-Oct	Previous 5 Days Average	21-Oct
Beans	Rs./Kg	148.00	160.00	187.00	200.00	119.00	130.00	155.00	155.00
Carrot	Rs./Kg	76.00	90.00	112.00	140.00	90.00	83.00	131.00	120.00
Cabbage	Rs./Kg	52.00	45.00	84.00	75.00	46.00	48.00	68.00	70.00
Tomatoes	Rs./Kg	49.00	41.67	77.00	75.00	37.00	20.00	58.00	40.00
Brinjal	Rs./Kg	56.00	50.00	84.00	75.00	43.00	38.00	60.00	55.00
Pumpkin	Rs./Kg	32.00	35.00	55.00	55.00	20.00	20.00	34.00	35.00
Snake gourd	Rs./Kg	90.00	125.00	116.00	145.00	53.00	55.00	78.00	75.00

- Price increased by more than 5% compared to previous week average price.
- Price decreased by more than 5% compared to previous week average price.

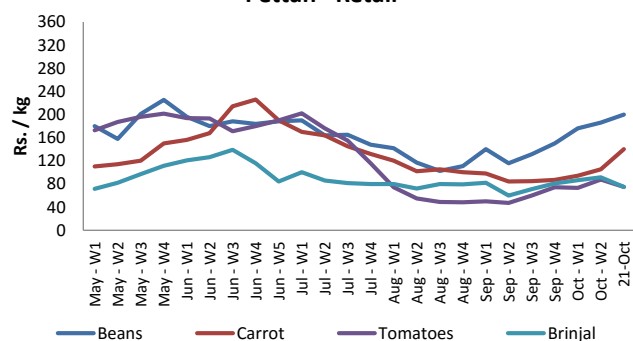
Pettah - Wholesale



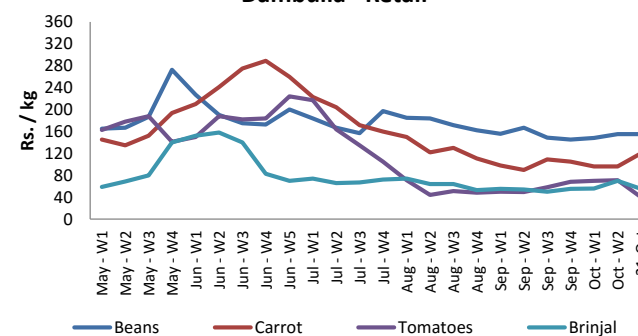
Dambulla - Wholesale



Pettah - Retail



Dambulla - Retail



Wholesale and Retail Prices of Selected Food Commodities



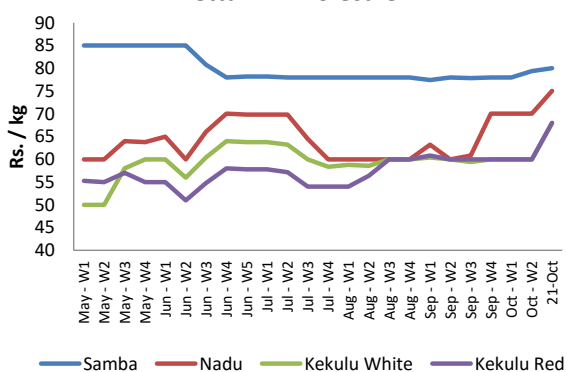
Rice

Item	Unit	Pettah				Marandagahamula	
		Wholesale		Retail		Wholesale	
		Previous 5 Days Average	21-Oct	Previous 5 Days Average	21-Oct	Previous 5 Days Average	21-Oct
Samba	Rs./Kg	80.00	80.00	88.00	88.00	78.00	78.00
Nadu	Rs./Kg	73.00	75.00	80.00	85.00	72.00	73.00
Kekulu White	Rs./Kg	68.00	68.00	75.00	75.00	68.00	68.00
Kekulu Red	Rs./Kg	68.00	68.00	75.00	75.00	61.00	61.00

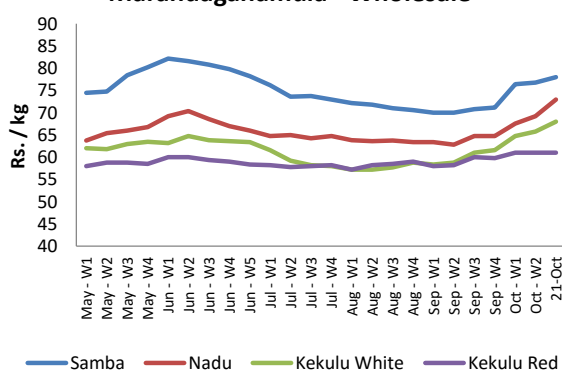
 Price increased by more than 5% compared to previous week average price.

 Price decreased by more than 5% compared to previous week average price.

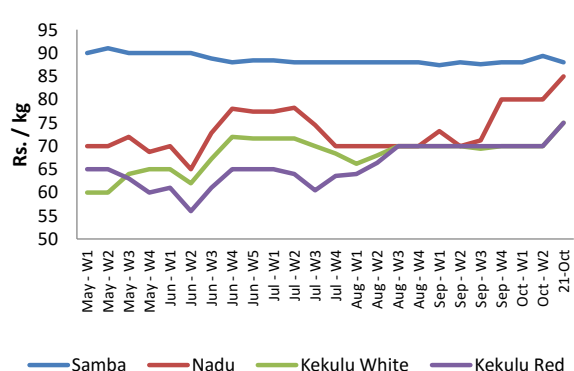
Pettah - Wholesale



Marandagahamula - Wholesale



Pettah - Retail



Wholesale and Retail Prices of Selected Food Commodities

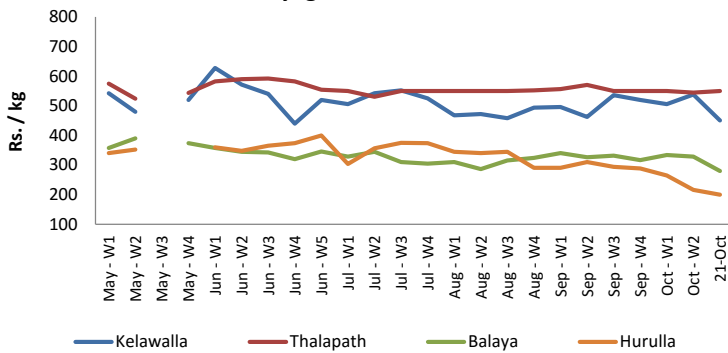


Fish

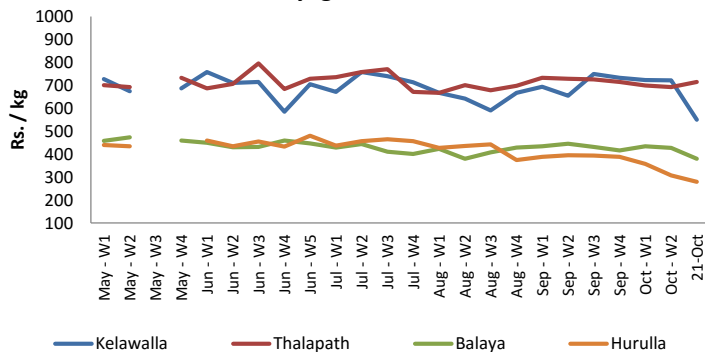
Item	Unit	Peliyagoda Fish Market			
		Wholesale		Retail	
		Previous 5 Days Average	21-Oct	Previous 5 Days Average	21-Oct
Kelawalla	Rs./Kg	466.00	450.00	625.00	550.00
Thalapath	Rs./Kg	556.00	550.00	695.00	715.00
Balaya	Rs./Kg	280.00	280.00	380.00	380.00
Paraw	Rs./Kg	472.00	500.00	638.00	750.00
Salaya	Rs./Kg	132.00	130.00	190.00	190.00
Hurulla	Rs./Kg	223.00	200.00	318.00	280.00

- Price increased by more than 5% compared to previous week average price.
- Price decreased by more than 5% compared to previous week average price.

Peliyagoda - Wholesale



Peliyagoda - Retail



Wholesale and Retail Prices of Selected Food Commodities

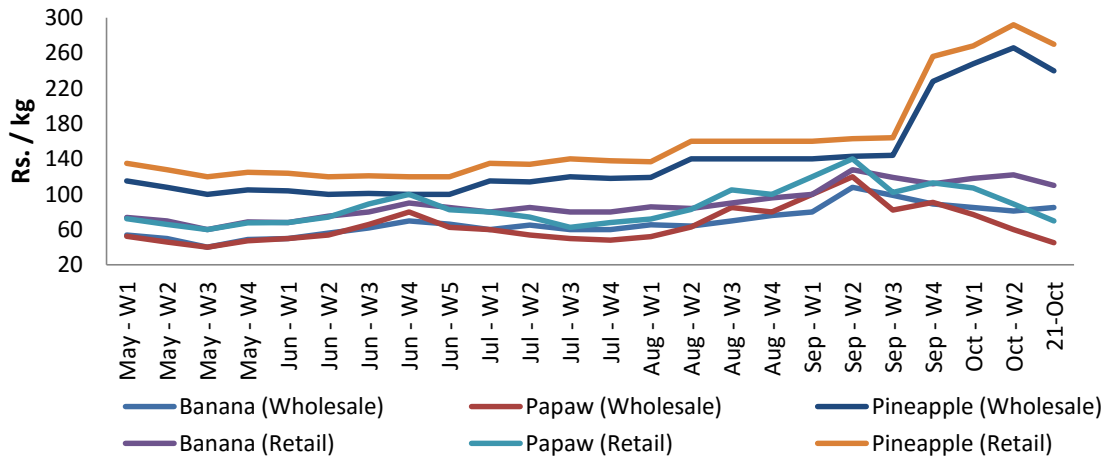


Fruits

Item	Unit	Pettah			
		Wholesale		Retail	
		Previous 5 Days Average	21-Oct	Previous 5 Days Average	21-Oct
Banana (Sour)	Rs./Kg	83.00	85.00	114.00	110.00
Papaw	Rs./Kg	49.00	45.00	80.00	70.00
Pineapple	Rs./Kg	264.00	240.00	292.00	270.00

- Price increased by more than 5% compared to previous week average price.
- Price decreased by more than 5% compared to previous week average price.

Pettah - Wholesale and Retail



Wholesale and Retail Prices of Selected Food Commodities



Other

Item	Unit	Pettah				Dambulla			
		Wholesale		Retail		Wholesale		Retail	
		Previous 5 Days Average	21-Oct	Previous 5 Days Average	21-Oct	Previous 5 Days Average	21-Oct	Previous 5 Days Average	21-Oct
Red-Onions (local)	Rs./Kg	95.00	95.00	120.00	125.00	83.00	80.00	118.00	110.00
Red-Onions (Imp)	Rs./Kg	85.00	n.a.	100.00	n.a.	n.a.	n.a.	n.a.	n.a.
Big-Onions (local)	Rs./Kg	82.00	87.00	96.00	100.00	68.00	66.00	82.00	83.00
Big-Onions (Imp)	Rs./Kg	65.00	n.a.	85.00	n.a.	n.a.	n.a.	n.a.	n.a.
Potatoes (local)	Rs./Kg	99.00	105.00	125.00	130.00	98.00	105.00	120.00	135.00
Potatoes (Imp)	Rs./Kg	84.00	85.00	100.00	100.00				
Dried Chillies (Imp)	Rs./Kg	308.00	300.00	355.00	350.00	293.00	293.00	345.00	345.00
Coconut	Rs./Nut	41.00	42.00	50.00	55.00	33.20	33.00	43.00	43.00
Coconut oil	Rs./Ltr	256.00	260.00	279.00	280.00				
Dhal	Rs./Kg	160.00	160.00	169.00	169.00				
Sugar	Rs./Kg	92.00	92.00	95.80	95.00				
Eggs	Rs./Each	12.00	12.00	13.00	13.00				
Katta	Rs./Kg	890.00	900.00	943.00	950.00				
Sprats	Rs./Kg	457.00	460.00	490.00	490.00				

- Price increased by more than 5% compared to previous week average price.
- Price decreased by more than 5% compared to previous week average price.

