

Wholesale and Retail Prices of Selected Food Commodities

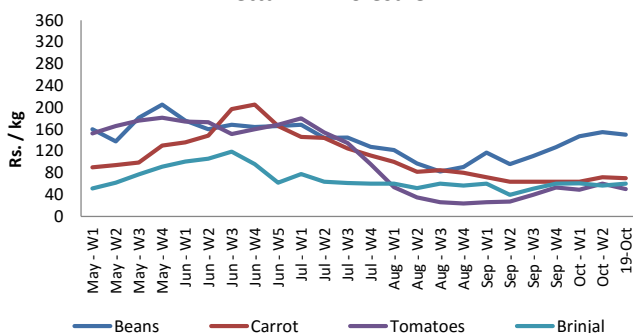


Vegetables

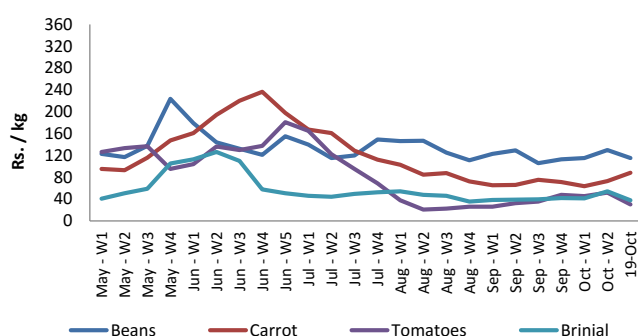
Item	Unit	Pettah				Dambulla			
		Wholesale		Retail		Wholesale		Retail	
		Previous 5 Days Average	19-Oct	Previous 5 Days Average	19-Oct	Previous 5 Days Average	19-Oct	Previous 5 Days Average	19-Oct
Beans	Rs./Kg	150.00	150.00	186.00	190.00	123.00	115.00	155.00	155.00
Carrot	Rs./Kg	79.00	70.00	113.00	110.00	83.00	88.00	118.00	125.00
Cabbage	Rs./Kg	51.00	55.00	86.00	83.00	45.00	50.00	68.00	70.00
Tomatoes	Rs./Kg	53.00	50.00	82.00	75.00	47.00	30.00	68.00	55.00
Brinjal	Rs./Kg	56.00	60.00	90.00	83.00	49.60	38.00	67.00	55.00
Pumpkin	Rs./Kg	31.00	35.00	56.00	55.00	19.00	23.00	31.00	35.00
Snake gourd	Rs./Kg	88.00	95.00	116.00	120.00	54.00	53.00	76.00	80.00

- Price increased by more than 5% compared to previous week average price.
- Price decreased by more than 5% compared to previous week average price.

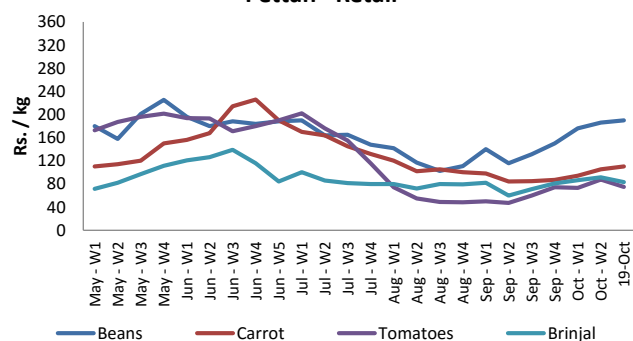
Pettah - Wholesale



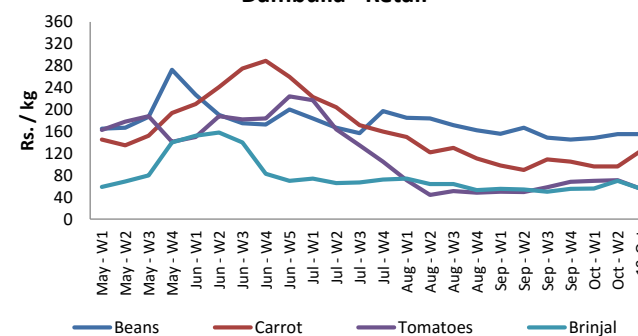
Dambulla - Wholesale



Pettah - Retail



Dambulla - Retail



Wholesale and Retail Prices of Selected Food Commodities

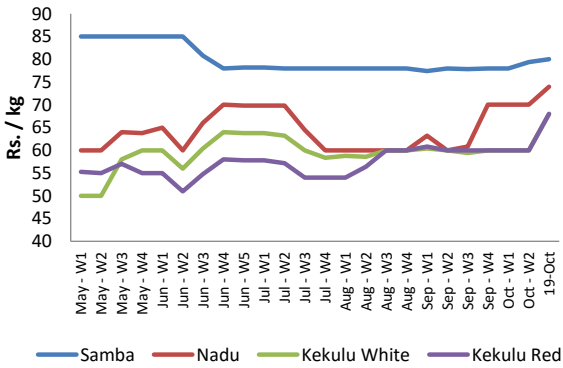


Rice

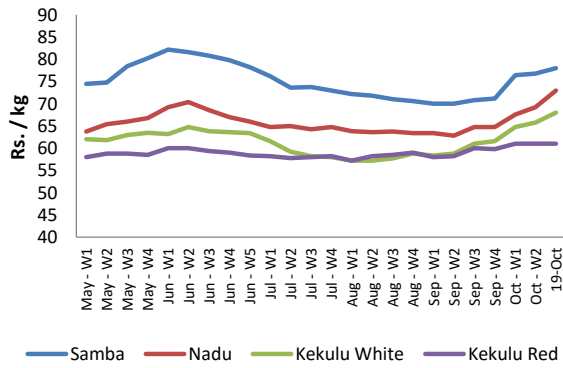
Item	Unit	Pettah				Marandaghamula	
		Wholesale		Retail		Wholesale	
		Previous 5 Days Average	19-Oct	Previous 5 Days Average	19-Oct	Previous 5 Days Average	19-Oct
Samba	Rs./Kg	80.00	80.00	89.00	88.00	78.00	78.00
Nadu	Rs./Kg	72.00	74.00	80.00	80.00	70.00	73.00
Kekulu White	Rs./Kg	66.00	68.00	74.00	75.00	67.00	68.00
Kekulu Red	Rs./Kg	66.00	68.00	74.00	75.00	61.00	61.00

- Price increased by more than 5% compared to previous week average price.
- Price decreased by more than 5% compared to previous week average price.

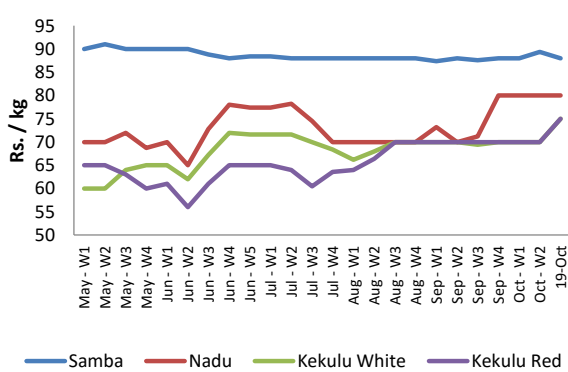
Pettah - Wholesale



Marandaghamula - Wholesale



Pettah - Retail



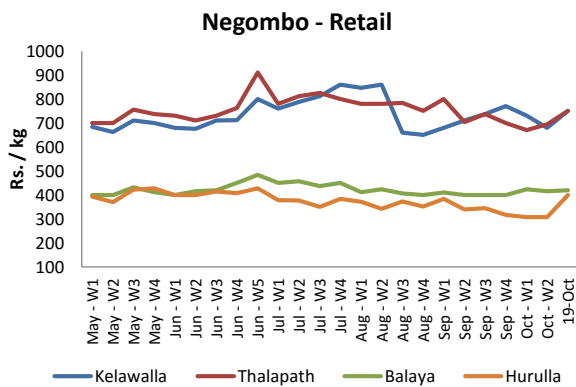
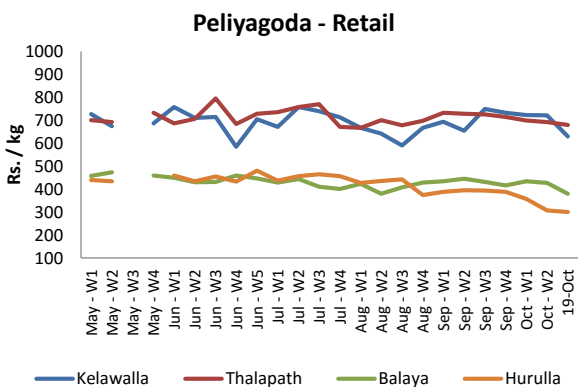
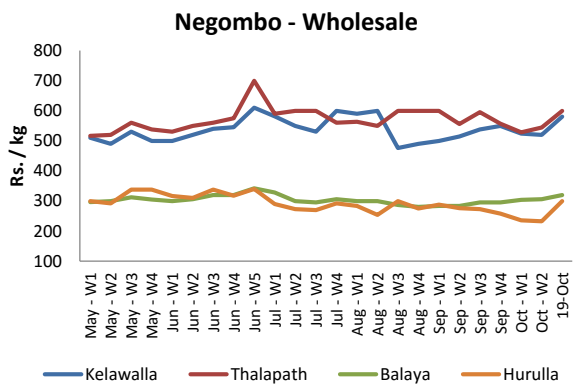
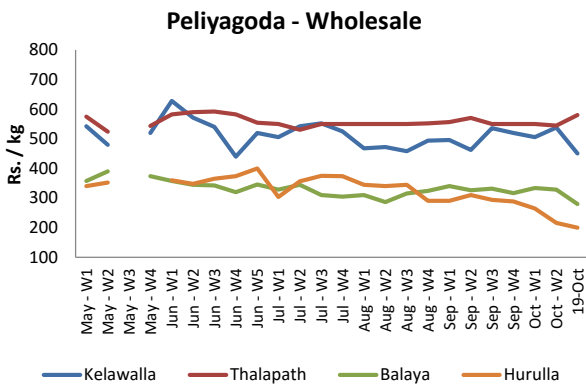
Wholesale and Retail Prices of Selected Food Commodities



Fish

Item	Unit	Peliyagoda Fish Market				Negombo Fish Market			
		Wholesale		Retail		Wholesale		Retail	
		Previous 5 Days Average	19-Oct	Previous 5 Days Average	19-Oct	Previous 5 Days Average	19-Oct	Previous 5 Days Average	19-Oct
Kelawalla	Rs./Kg	506.00	450.00	677.00	630.00	540.00	580.00	716.00	750.00
Thalapath	Rs./Kg	546.00	580.00	697.00	680.00	554.00	600.00	700.00	750.00
Balaya	Rs./Kg	306.00	280.00	406.00	380.00	306.00	320.00	416.00	420.00
Paraw	Rs./Kg	490.00	500.00	664.00	700.00	484.00	520.00	610.00	650.00
Salaya	Rs./Kg	132.00	130.00	182.00	200.00	102.00	100.00	148.00	150.00
Hurulla	Rs./Kg	226.00	200.00	322.00	300.00	240.00	300.00	304.00	400.00

- Price increased by more than 5% compared to previous week average price.
- Price decreased by more than 5% compared to previous week average price.



Wholesale and Retail Prices of Selected Food Commodities

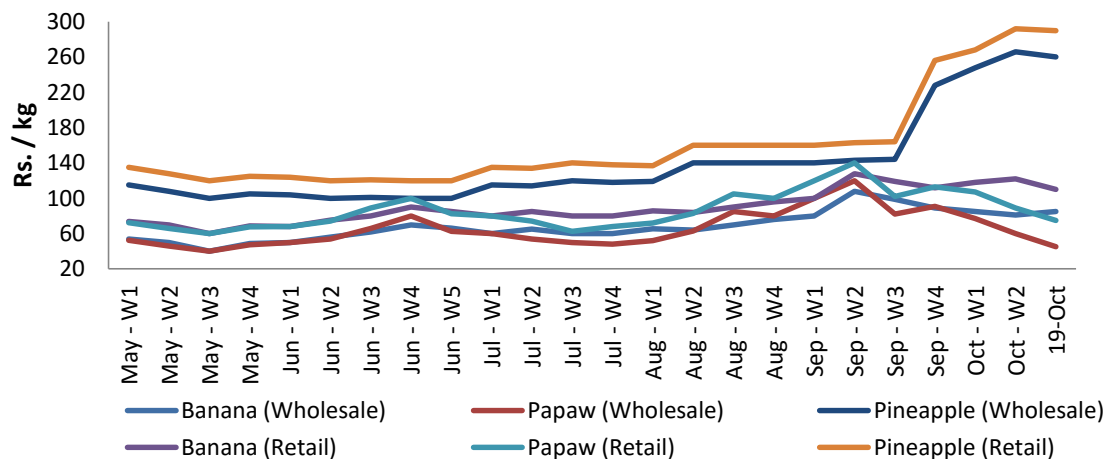


Fruits

Item	Unit	Pettah			
		Wholesale		Retail	
		Previous 5 Days Average	19-Oct	Previous 5 Days Average	19-Oct
Banana (Sour)	Rs./Kg	81.00	85.00	120.00	110.00
Papaw	Rs./Kg	55.00	45.00	88.00	75.00
Pineapple	Rs./Kg	264.00	260.00	294.00	290.00

- Price increased by more than 5% compared to previous week average price.
- Price decreased by more than 5% compared to previous week average price.

Pettah - Wholesale and Retail



Wholesale and Retail Prices of Selected Food Commodities



Other

Item	Unit	Pettah				Dambulla			
		Wholesale		Retail		Wholesale		Retail	
		Previous 5 Days Average	19-Oct	Previous 5 Days Average	19-Oct	Previous 5 Days Average	19-Oct	Previous 5 Days Average	19-Oct
Red-Onions (local)	Rs./Kg	95.00	95.00	120.00	120.00	88.00	78.00	120.00	120.00
Red-Onions (Imp)	Rs./Kg	85.00	n.a.	100.00	n.a.	88.00	n.a.	120.00	n.a.
Big-Onions (local)	Rs./Kg	71.00	88.00	86.00	100.00	68.00	65.00	82.00	75.00
Big-Onions (Imp)	Rs./Kg	65.00	n.a.	85.00	n.a.	n.a.	n.a.	n.a.	n.a.
Potatoes (local)	Rs./Kg	97.00	105.00	127.00	130.00	97.00	98.00	120.00	120.00
Potatoes (Imp)	Rs./Kg	82.00	85.00	100.00	100.00				
Dried Chillies (Imp)	Rs./Kg	324.00	300.00	365.00	350.00	293.00	293.00	345.00	345.00
Coconut	Rs./Nut	42.00	42.00	50.00	50.00	33.40	33.00	43.00	43.00
Coconut oil	Rs./Ltr	248.00	260.00	277.00	280.00				
Dhal	Rs./Kg	160.00	160.00	169.00	169.00				
Sugar	Rs./Kg	92.00	92.00	97.00	95.00				
Eggs	Rs./Each	12.00	12.00	13.00	13.00				
Katta	Rs./Kg	882.00	900.00	941.00	945.00				
Sprats	Rs./Kg	457.00	460.00	490.00	490.00				

- Price increased by more than 5% compared to previous week average price.
- Price decreased by more than 5% compared to previous week average price.

