

## Wholesale and Retail Prices of Selected Food Commodities

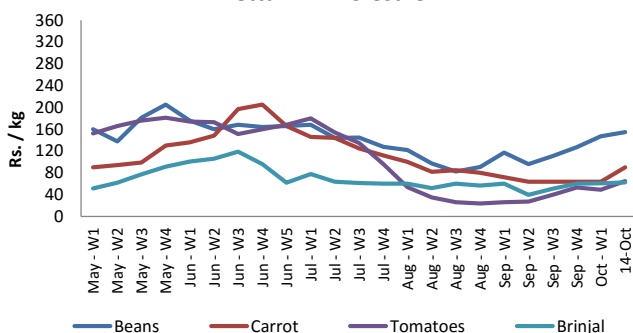


### Vegetables

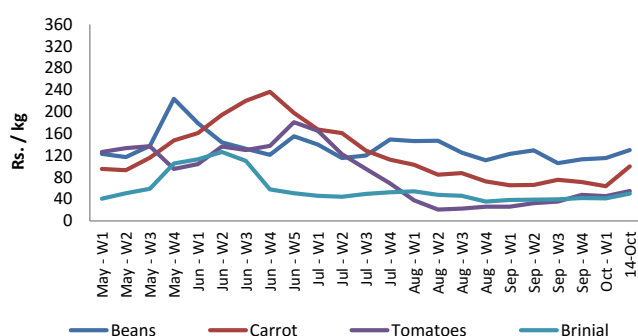
Item	Unit	Pettah				Dambulla			
		Wholesale		Retail		Wholesale		Retail	
		Previous 5 Days Average	14-Oct	Previous 5 Days Average	14-Oct	Previous 5 Days Average	14-Oct	Previous 5 Days Average	14-Oct
Beans	Rs./Kg	155.00	155.00	186.00	185.00	125.00	130.00	153.00	155.00
Carrot	Rs./Kg	66.00	90.00	98.00	128.00	65.00	100.00	90.00	120.00
Cabbage	Rs./Kg	44.00	60.00	78.00	103.00	42.00	48.00	64.00	70.00
Tomatoes	Rs./Kg	57.00	65.00	84.00	93.00	50.00	55.00	71.00	70.00
Brinjal	Rs./Kg	57.00	63.00	90.00	98.00	53.00	50.00	68.00	65.00
Pumpkin	Rs./Kg	31.00	28.00	55.00	58.00	20.00	18.00	31.00	30.00
Snake gourd	Rs./Kg	82.00	90.00	109.00	118.00	49.00	55.00	67.00	80.00

- Price increased by more than 5% compared to previous week average price.
- Price decreased by more than 5% compared to previous week average price.

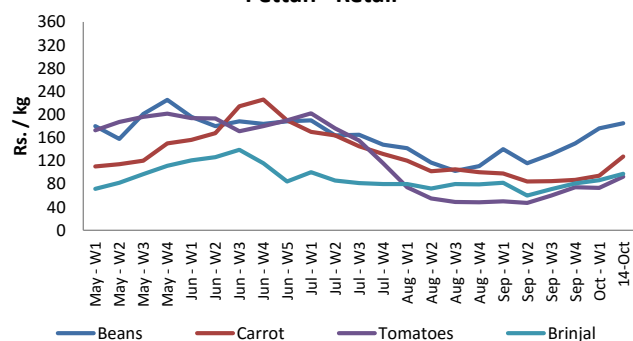
**Pettah - Wholesale**



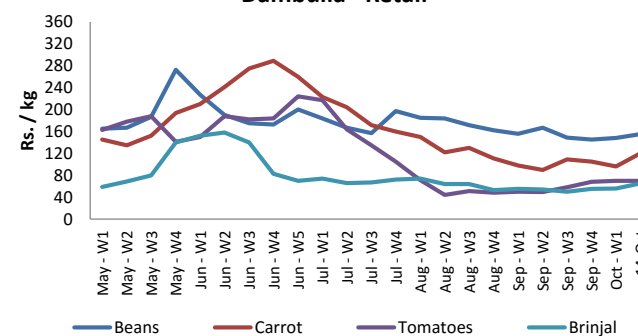
**Dambulla - Wholesale**



**Pettah - Retail**



**Dambulla - Retail**



## Wholesale and Retail Prices of Selected Food Commodities

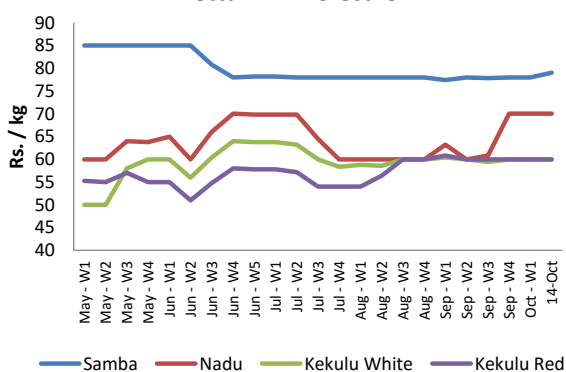


### Rice

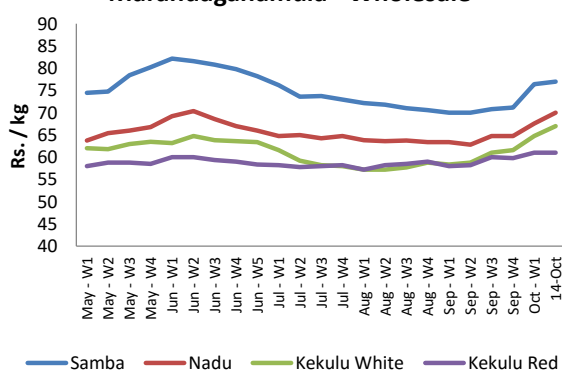
Item	Unit	Pettah				Marandagahamula	
		Wholesale		Retail		Wholesale	
		Previous 5 Days Average	14-Oct	Previous 5 Days Average	14-Oct	Previous 5 Days Average	14-Oct
Samba	Rs./Kg	79.00	79.00	89.00	89.00	77.00	77.00
Nadu	Rs./Kg	70.00	70.00	80.00	80.00	69.00	70.00
Kekulu White	Rs./Kg	60.00	60.00	70.00	70.00	65.00	67.00
Kekulu Red	Rs./Kg	60.00	60.00	70.00	70.00	61.00	61.00

- Price increased by more than 5% compared to previous week average price.
- Price decreased by more than 5% compared to previous week average price.

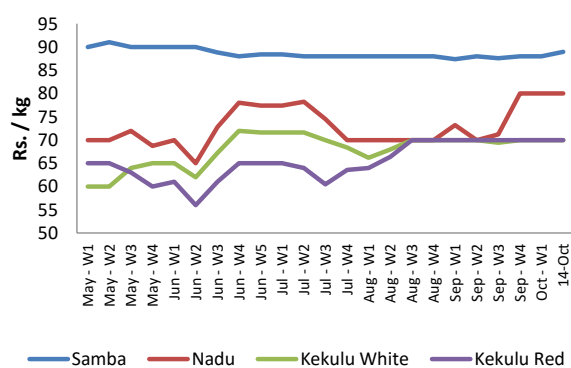
**Pettah - Wholesale**



**Marandagahamula - Wholesale**



**Pettah - Retail**



## Wholesale and Retail Prices of Selected Food Commodities

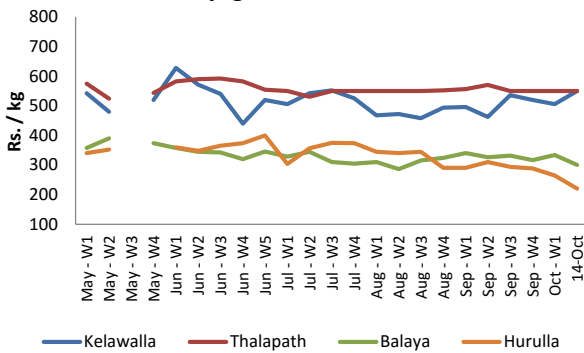


### Fish

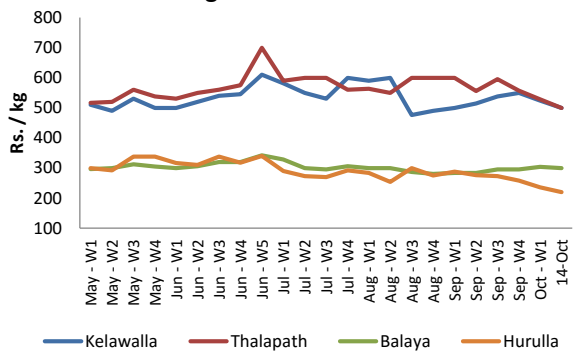
Item	Unit	Peliyagoda Fish Market				Negombo Fish Market			
		Wholesale		Retail		Wholesale		Retail	
		Previous 5 Days Average	14-Oct	Previous 5 Days Average	14-Oct	Previous 5 Days Average	14-Oct	Previous 5 Days Average	14-Oct
Kelawalla	Rs./Kg	508.00	550.00	726.00	635.00	520.00	500.00	680.00	700.00
Thalapath	Rs./Kg	545.00	550.00	709.00	650.00	544.00	500.00	694.00	650.00
Balaya	Rs./Kg	334.00	300.00	434.00	400.00	306.00	300.00	420.00	400.00
Paraw	Rs./Kg	518.00	500.00	728.00	590.00	492.00	480.00	630.00	600.00
Salaya	Rs./Kg	136.00	120.00	188.00	200.00	100.00	90.00	146.00	130.00
Hurulla	Rs./Kg	212.00	220.00	308.00	300.00	232.00	220.00	304.00	300.00

- Price increased by more than 5% compared to previous week average price.
- Price decreased by more than 5% compared to previous week average price.

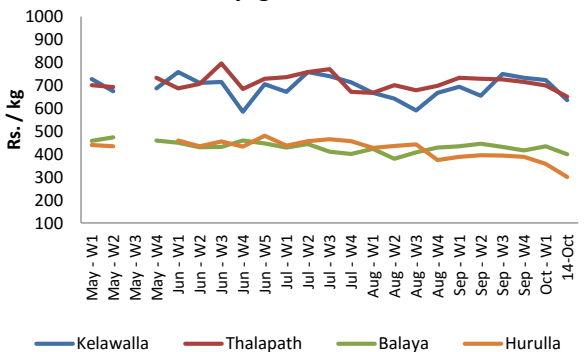
**Peliyagoda - Wholesale**



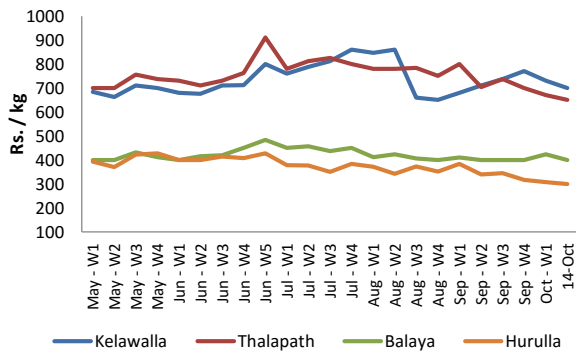
**Negombo - Wholesale**



**Peliyagoda - Retail**



**Negombo - Retail**



## Wholesale and Retail Prices of Selected Food Commodities

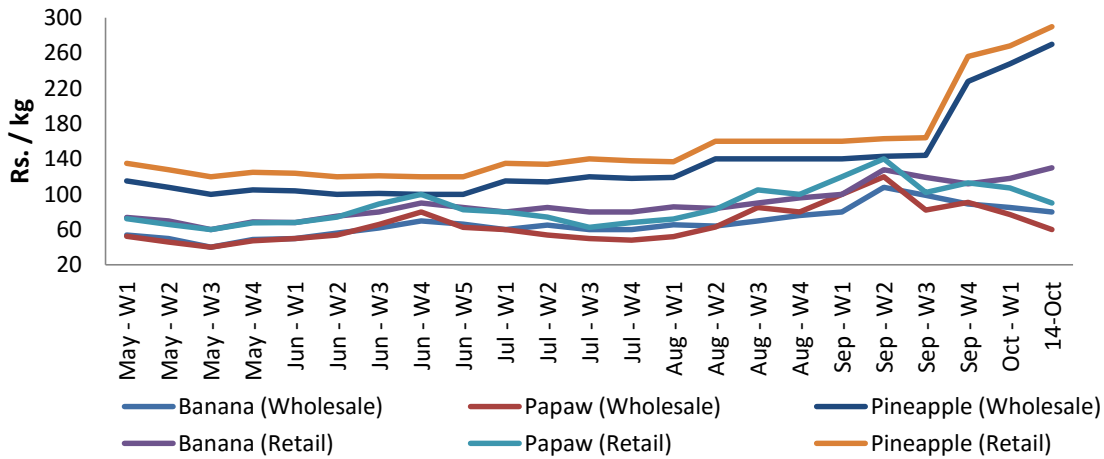


### Fruits

Item	Unit	Pettah			
		Wholesale		Retail	
		Previous 5 Days Average	14-Oct	Previous 5 Days Average	14-Oct
Banana (Sour)	Rs./Kg	82.00	80.00	118.00	130.00
Papaw	Rs./Kg	60.00	60.00	88.00	90.00
Pineapple	Rs./Kg	264.00	270.00	290.00	290.00

- Price increased by more than 5% compared to previous week average price.
- Price decreased by more than 5% compared to previous week average price.

**Pettah - Wholesale and Retail**



## Wholesale and Retail Prices of Selected Food Commodities



### Other

Item	Unit	Pettah				Dambulla			
		Wholesale		Retail		Wholesale		Retail	
		Previous 5 Days Average	14-Oct	Previous 5 Days Average	14-Oct	Previous 5 Days Average	14-Oct	Previous 5 Days Average	14-Oct
Red-Onions (local)	Rs./Kg	96.00	95.00	122.00	120.00	90.00	83.00	122.00	120.00
Red-Onions (Imp)	Rs./Kg	87.00	85.00	102.00	100.00	88.00	n.a.	119.00	n.a.
Big-Onions (local)	Rs./Kg	60.00	60.00	78.00	80.00	61.00	75.00	75.00	93.00
Big-Onions (Imp)	Rs./Kg	65.00	65.00	87.00	85.00	n.a.	n.a.	n.a.	n.a.
Potatoes (local)	Rs./Kg	102.00	100.00	134.00	135.00	96.00	98.00	120.00	120.00
Potatoes (Imp)	Rs./Kg	80.00	80.00	100.00	100.00				
Dried Chillies (Imp)	Rs./Kg	340.00	340.00	374.00	375.00	294.00	293.00	344.00	345.00
Coconut	Rs./Nut	44.00	42.00	50.00	50.00	33.00	33.00	43.00	43.00
Coconut oil	Rs./Ltr	240.00	240.00	273.00	275.00				
Dhal	Rs./Kg	160.00	160.00	169.00	169.00				
Sugar	Rs./Kg	92.00	92.00	98.00	99.00				
Eggs	Rs./Each	12.00	12.00	13.00	13.00				
Katta	Rs./Kg	880.00	880.00	940.00	940.00				
Sprats	Rs./Kg	460.00	460.00	492.00	490.00				

- Price increased by more than 5% compared to previous week average price.
- Price decreased by more than 5% compared to previous week average price.

