

Wholesale and Retail Prices of Selected Food Commodities

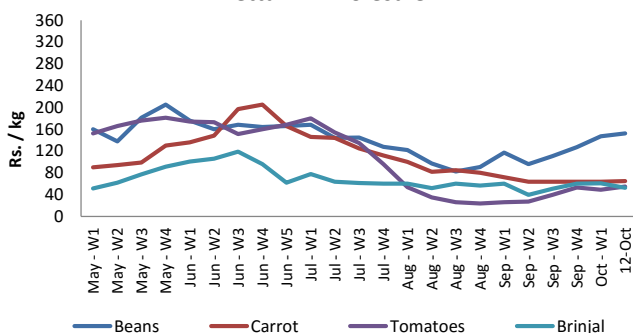


Vegetables

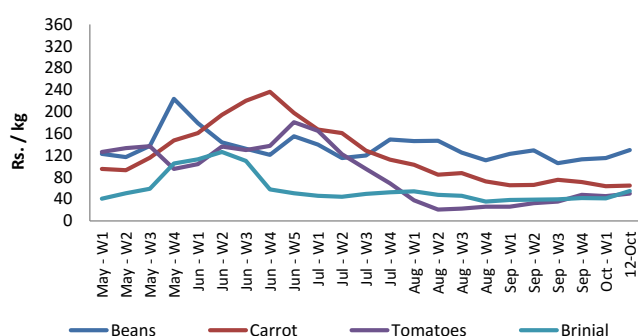
Item	Unit	Pettah				Dambulla			
		Wholesale		Retail		Wholesale		Retail	
		Previous 5 Days Average	12-Oct	Previous 5 Days Average	12-Oct	Previous 5 Days Average	12-Oct	Previous 5 Days Average	12-Oct
Beans	Rs./Kg	151.00	153.00	180.00	185.00	119.00	130.00	150.00	155.00
Carrot	Rs./Kg	62.00	65.00	94.00	98.00	63.00	65.00	92.00	90.00
Cabbage	Rs./Kg	43.00	45.00	75.00	78.00	42.00	43.00	62.00	65.00
Tomatoes	Rs./Kg	53.00	55.00	79.00	85.00	48.00	50.00	71.00	70.00
Brinjal	Rs./Kg	60.00	53.00	89.00	93.00	48.00	55.00	63.00	70.00
Pumpkin	Rs./Kg	31.00	29.00	53.00	48.00	20.00	18.00	32.00	28.00
Snake gourd	Rs./Kg	72.00	90.00	100.00	118.00	43.00	55.00	61.00	70.00

- Price increased by more than 5% compared to previous week average price.
- Price decreased by more than 5% compared to previous week average price.

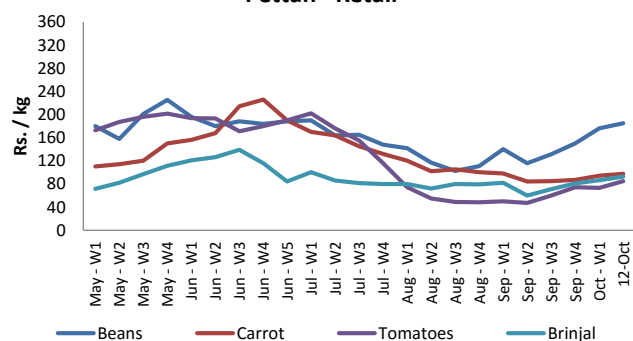
Pettah - Wholesale



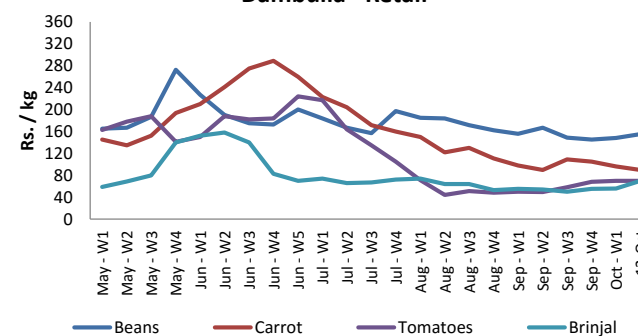
Dambulla - Wholesale



Pettah - Retail



Dambulla - Retail



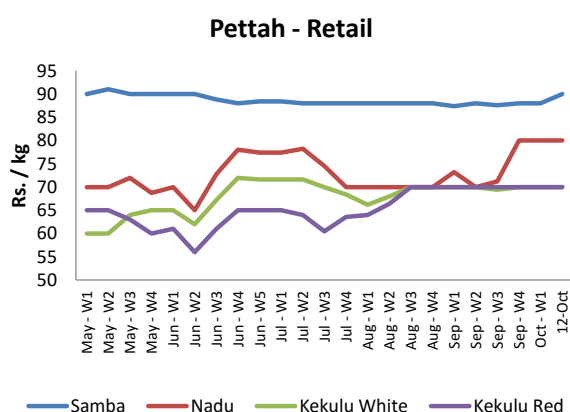
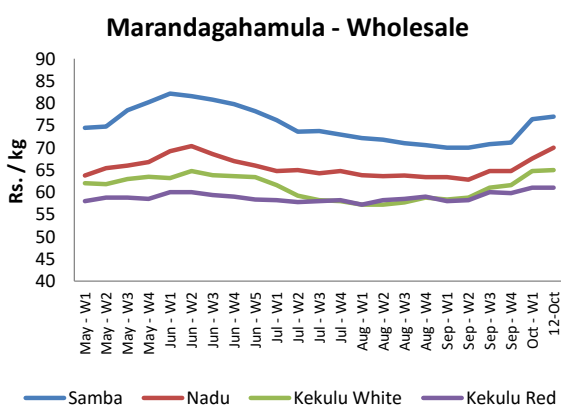
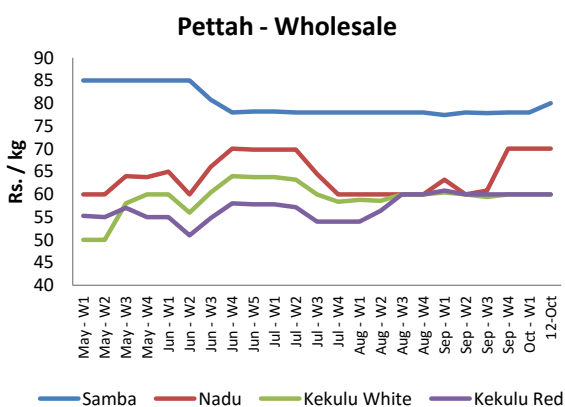
Wholesale and Retail Prices of Selected Food Commodities



Rice

Item	Unit	Pettah				Marandagahamula	
		Wholesale		Retail		Wholesale	
		Previous 5 Days Average	12-Oct	Previous 5 Days Average	12-Oct	Previous 5 Days Average	12-Oct
Samba	Rs./Kg	78.00	80.00	88.00	90.00	76.00	77.00
Nadu	Rs./Kg	70.00	70.00	80.00	80.00	68.00	70.00
Kekulu White	Rs./Kg	60.00	60.00	70.00	70.00	65.00	65.00
Kekulu Red	Rs./Kg	60.00	60.00	70.00	70.00	61.00	61.00

- Price increased by more than 5% compared to previous week average price.
- Price decreased by more than 5% compared to previous week average price.



Wholesale and Retail Prices of Selected Food Commodities

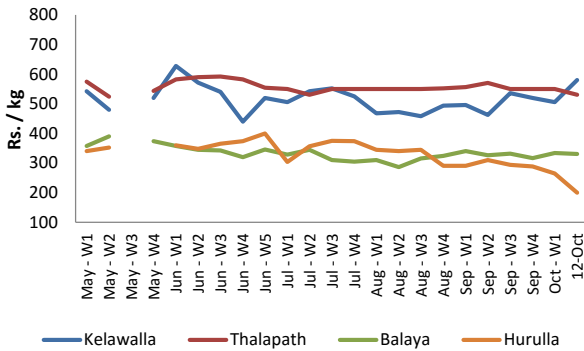


Fish

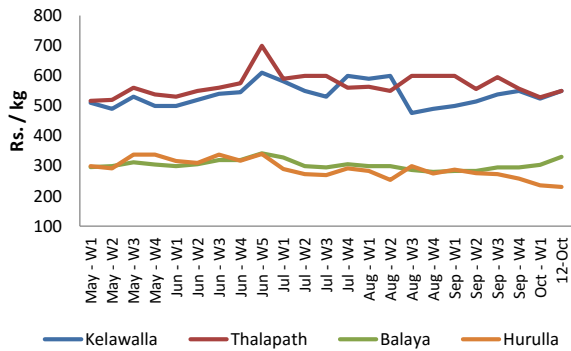
Item	Unit	Peliyagoda Fish Market				Negombo Fish Market			
		Wholesale		Retail		Wholesale		Retail	
		Previous 5 Days Average	12-Oct	Previous 5 Days Average	12-Oct	Previous 5 Days Average	12-Oct	Previous 5 Days Average	12-Oct
Kelawalla	Rs./Kg	488.00	580.00	698.00	800.00	504.00	550.00	680.00	700.00
Thalapath	Rs./Kg	550.00	530.00	699.00	690.00	532.00	550.00	674.00	700.00
Balaya	Rs./Kg	328.00	330.00	428.00	430.00	300.00	330.00	404.00	450.00
Paraw	Rs./Kg	516.00	520.00	724.00	730.00	500.00	480.00	646.00	600.00
Salaya	Rs./Kg	144.00	130.00	198.00	170.00	98.00	100.00	142.00	150.00
Hurulla	Rs./Kg	230.00	200.00	325.00	300.00	222.00	230.00	296.00	300.00

- Price increased by more than 5% compared to previous week average price.
- Price decreased by more than 5% compared to previous week average price.

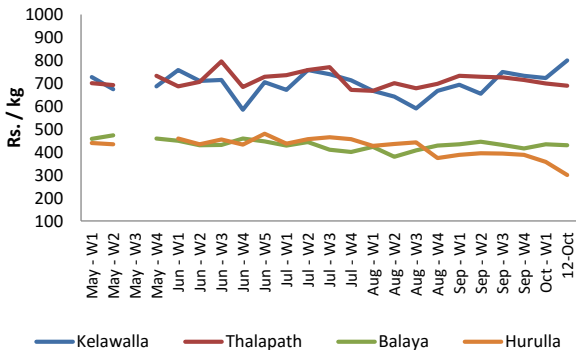
Peliyagoda - Wholesale



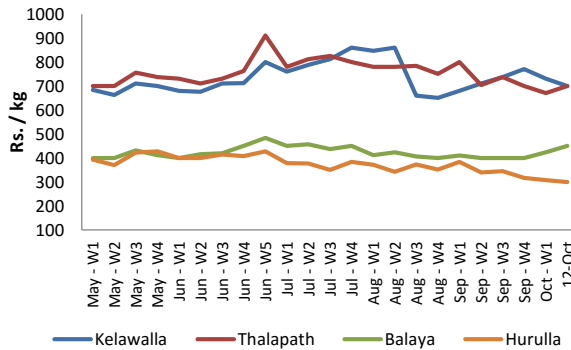
Negombo - Wholesale



Peliyagoda - Retail



Negombo - Retail



Wholesale and Retail Prices of Selected Food Commodities

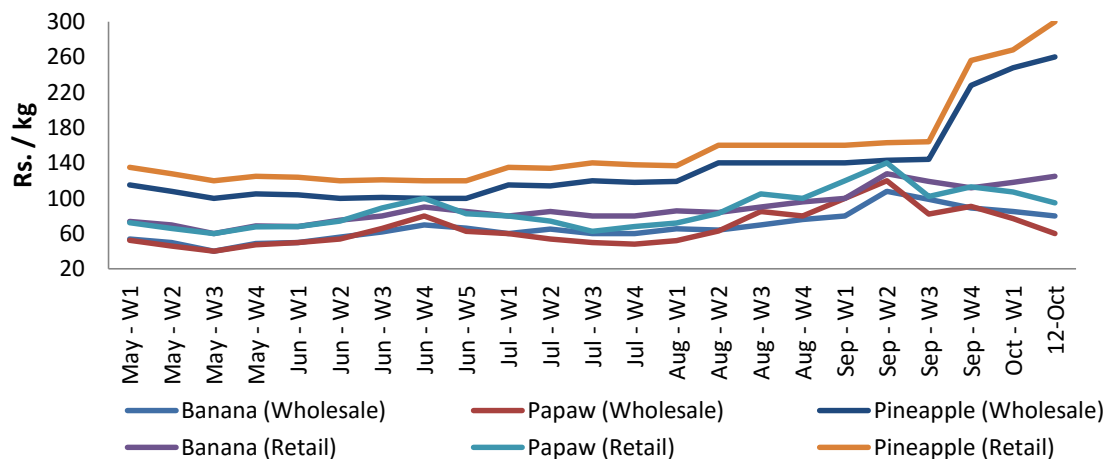


Fruits

Item	Unit	Pettah			
		Wholesale		Retail	
		Previous 5 Days Average	12-Oct	Previous 5 Days Average	12-Oct
Banana (Sour)	Rs./Kg	84.00	80.00	115.00	125.00
Papaw	Rs./Kg	66.00	60.00	92.00	95.00
Pineapple	Rs./Kg	260.00	260.00	280.00	300.00

- Price increased by more than 5% compared to previous week average price.
- Price decreased by more than 5% compared to previous week average price.

Pettah - Wholesale and Retail



Wholesale and Retail Prices of Selected Food Commodities



Other

Item	Unit	Pettah				Dambulla			
		Wholesale		Retail		Wholesale		Retail	
		Previous 5 Days Average	12-Oct	Previous 5 Days Average	12-Oct	Previous 5 Days Average	12-Oct	Previous 5 Days Average	12-Oct
Red-Onions (local)	Rs./Kg	98.00	95.00	124.00	120.00	85.00	90.00	122.00	120.00
Red-Onions (Imp)	Rs./Kg	87.00	85.00	104.00	100.00	84.00	88.00	119.00	120.00
Big-Onions (local)	Rs./Kg	62.00	60.00	81.00	75.00	58.00	63.00	74.00	75.00
Big-Onions (Imp)	Rs./Kg	65.00	65.00	86.00	85.00	n.a.	n.a.	n.a.	n.a.
Potatoes (local)	Rs./Kg	105.00	100.00	133.00	135.00	96.00	98.00	120.00	120.00
Potatoes (Imp)	Rs./Kg	81.00	80.00	100.00	100.00				
Dried Chillies (Imp)	Rs./Kg	340.00	340.00	372.00	375.00	296.00	293.00	344.00	345.00
Coconut	Rs./Nut	44.00	42.00	49.00	50.00	33.00	34.00	43.00	43.00
Coconut oil	Rs./Ltr	240.00	240.00	271.00	275.00				
Dhal	Rs./Kg	160.00	160.00	169.00	169.00				
Sugar	Rs./Kg	92.00	92.00	98.00	98.00				
Eggs	Rs./Each	12.00	12.00	13.00	13.00				
Katta	Rs./Kg	880.00	880.00	936.00	940.00				
Sprats	Rs./Kg	460.00	460.00	488.00	490.00				

- Price increased by more than 5% compared to previous week average price.
- Price decreased by more than 5% compared to previous week average price.

