

## Wholesale and Retail Prices of Selected Food Commodities

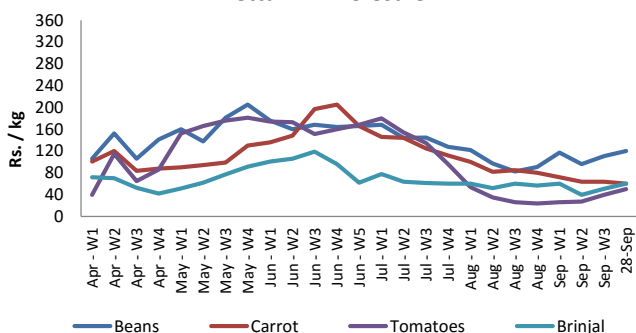


### Vegetables

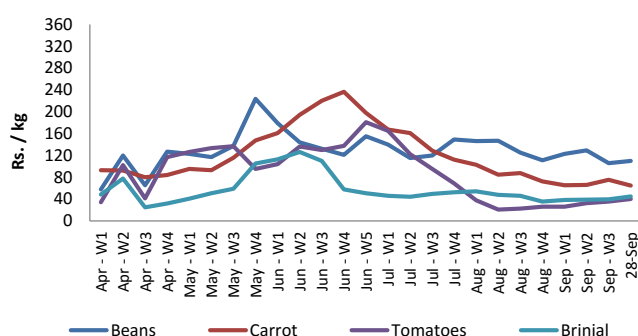
Item	Unit	Pettah				Dambulla			
		Wholesale		Retail		Wholesale		Retail	
		Previous 5 Days Average	28-Sep	Previous 5 Days Average	28-Sep	Previous 5 Days Average	28-Sep	Previous 5 Days Average	28-Sep
Beans	Rs./Kg	119.00	120.00	139.00	140.00	107.00	110.00	143.00	145.00
Carrot	Rs./Kg	62.00	60.00	83.00	80.00	74.00	65.00	105.00	105.00
Cabbage	Rs./Kg	51.00	60.00	71.00	80.00	41.00	38.00	63.00	65.00
Tomatoes	Rs./Kg	46.00	50.00	66.00	70.00	40.00	40.00	61.00	65.00
Brinjal	Rs./Kg	55.00	60.00	75.00	80.00	41.00	45.00	52.00	60.00
Pumpkin	Rs./Kg	28.00	28.00	50.00	50.00	21.00	20.00	37.00	35.00
Snake gourd	Rs./Kg	53.00	60.00	73.00	80.00	29.00	35.00	48.00	55.00

- Price increased by more than 5% compared to previous week average price.
- Price decreased by more than 5% compared to previous week average price.

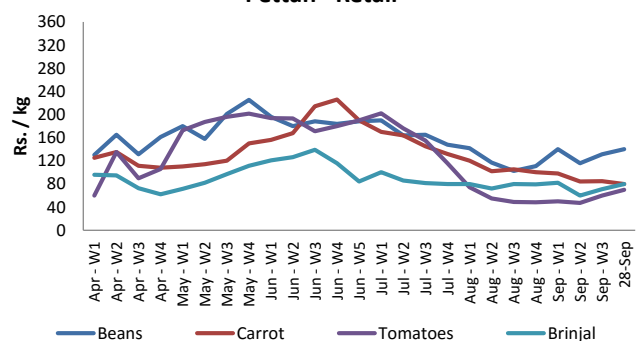
**Pettah - Wholesale**



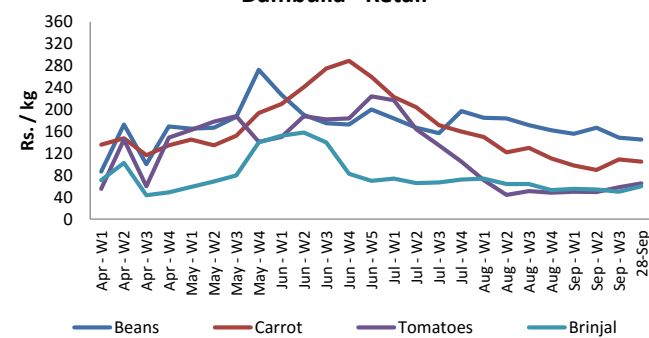
**Dambulla - Wholesale**



**Pettah - Retail**



**Dambulla - Retail**



## Wholesale and Retail Prices of Selected Food Commodities

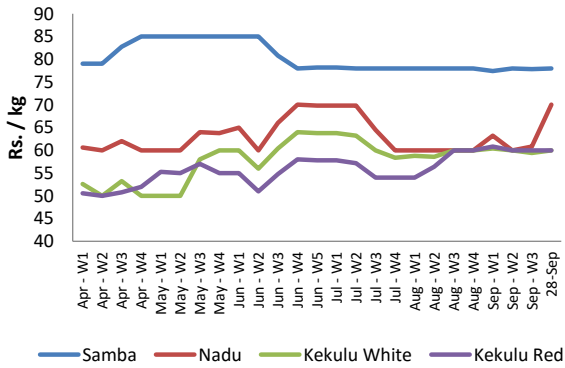


### Rice

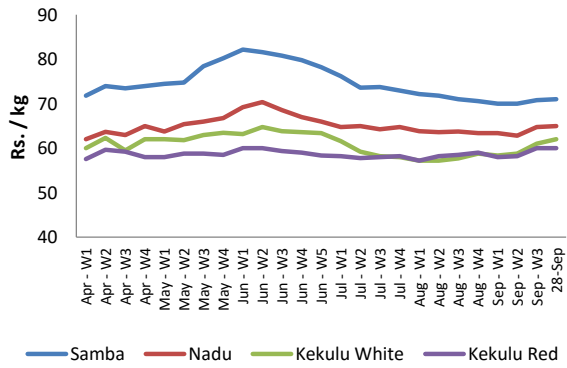
Item	Unit	Pettah				Marandagahamula	
		Wholesale		Retail		Wholesale	
		Previous 5 Days Average	28-Sep	Previous 5 Days Average	28-Sep	Previous 5 Days Average	28-Sep
Samba	Rs./Kg	78.00	78.00	88.00	88.00	71.00	71.00
Nadu	Rs./Kg	65.00	70.00	75.00	80.00	65.00	65.00
Kekulu White	Rs./Kg	59.00	60.00	69.00	70.00	61.00	62.00
Kekulu Red	Rs./Kg	60.00	60.00	70.00	70.00	60.00	60.00

- Price increased by more than 5% compared to previous week average price.
- Price decreased by more than 5% compared to previous week average price.

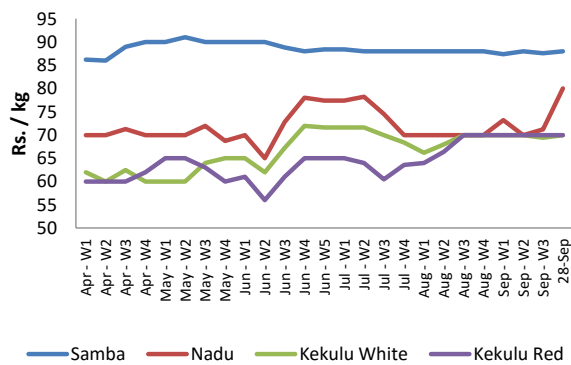
**Pettah - Wholesale**



**Marandagahamula - Wholesale**



**Pettah - Retail**



## Wholesale and Retail Prices of Selected Food Commodities

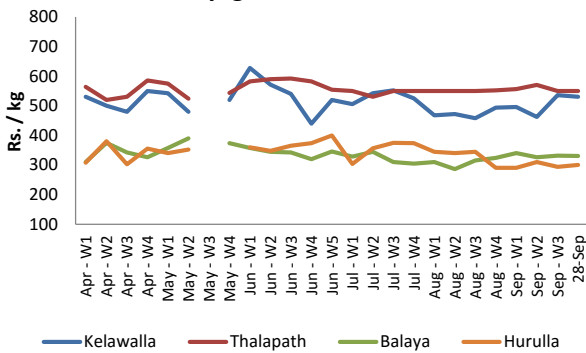


### Fish

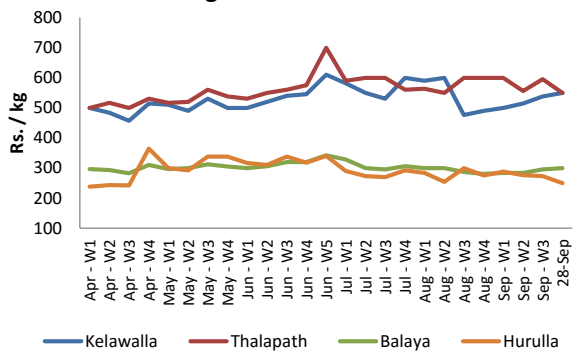
Item	Unit	Peliyagoda Fish Market				Negombo Fish Market			
		Wholesale		Retail		Wholesale		Retail	
		Previous 5 Days Average	28-Sep	Previous 5 Days Average	28-Sep	Previous 5 Days Average	28-Sep	Previous 5 Days Average	28-Sep
Kelawalla	Rs./Kg	514.00	530.00	726.00	740.00	538.00	550.00	738.00	750.00
Thalapath	Rs./Kg	550.00	550.00	715.00	715.00	583.00	550.00	725.00	700.00
Balaya	Rs./Kg	330.00	330.00	430.00	430.00	290.00	300.00	400.00	400.00
Paraw	Rs./Kg	536.00	450.00	750.00	630.00	500.00	500.00	625.00	650.00
Salaya	Rs./Kg	156.00	160.00	216.00	210.00	110.00	100.00	158.00	150.00
Hurulla	Rs./Kg	273.00	300.00	373.00	400.00	265.00	250.00	333.00	300.00

- Price increased by more than 5% compared to previous week average price.
- Price decreased by more than 5% compared to previous week average price.

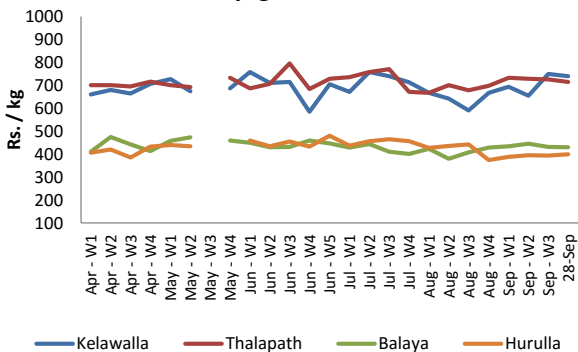
**Peliyagoda - Wholesale**



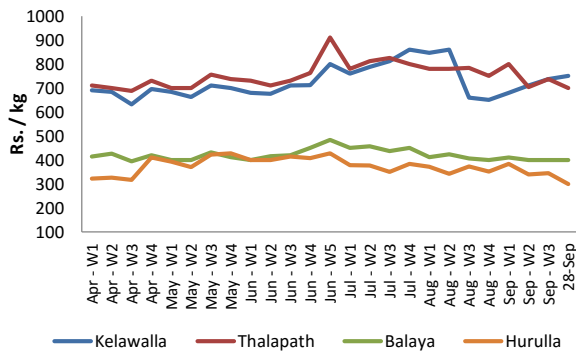
**Negombo - Wholesale**



**Peliyagoda - Retail**



**Negombo - Retail**



## Wholesale and Retail Prices of Selected Food Commodities

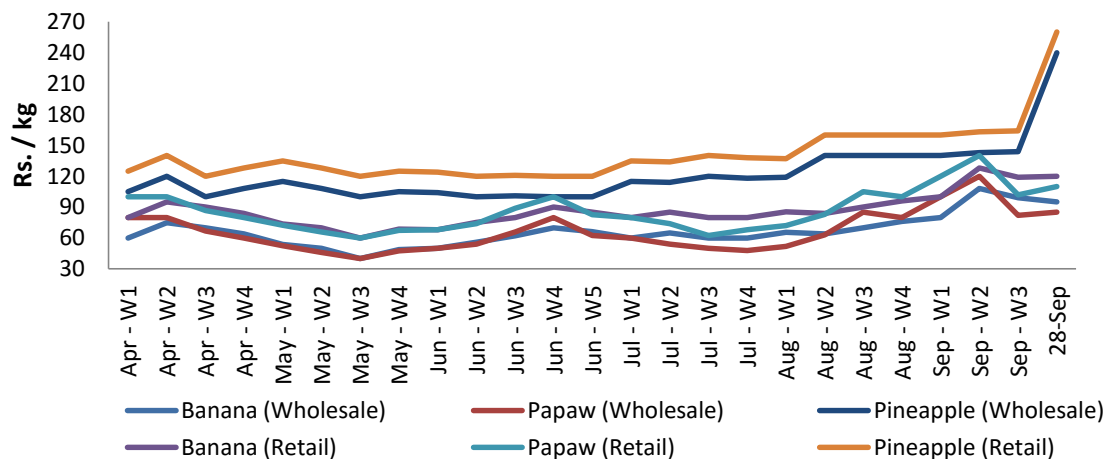


### Fruits

Item	Unit	Pettah			
		Wholesale		Retail	
		Previous 5 Days Average	28-Sep	Previous 5 Days Average	28-Sep
Banana (Sour)	Rs./Kg	85.00	95.00	105.00	120.00
Papaw	Rs./Kg	85.00	85.00	110.00	110.00
Pineapple	Rs./Kg	220.00	240.00	250.00	260.00

- Price increased by more than 5% compared to previous week average price.
- Price decreased by more than 5% compared to previous week average price.

Pettah - Wholesale and Retail



## Wholesale and Retail Prices of Selected Food Commodities



### Other

Item	Unit	Pettah				Dambulla			
		Wholesale		Retail		Wholesale		Retail	
		Previous 5 Days Average	28-Sep	Previous 5 Days Average	28-Sep	Previous 5 Days Average	28-Sep	Previous 5 Days Average	28-Sep
Red-Onions (local)	Rs./Kg	101.00	100.00	121.00	120.00	83.00	80.00	120.00	120.00
Red-Onions (Imp)	Rs./Kg	87.00	90.00	104.00	100.00	83.00	85.00	110.00	120.00
Big-Onions (local)	Rs./Kg	63.00	60.00	81.00	80.00	57.00	55.00	75.00	75.00
Big-Onions (Imp)	Rs./Kg	69.00	65.00	89.00	85.00	n.a.	n.a.	n.a.	n.a.
Potatoes (local)	Rs./Kg	110.00	110.00	130.00	130.00	102.00	95.00	121.00	120.00
Potatoes (Imp)	Rs./Kg	90.00	90.00	109.00	110.00				
Dried Chillies (Imp)	Rs./Kg	338.00	340.00	368.00	370.00	298.00	298.00	350.00	350.00
Coconut	Rs./Nut	40.00	43.00	45.00	48.00	31.00	30.00	38.00	38.00
Coconut oil	Rs./Ltr	234.00	240.00	264.00	260.00				
Dhal	Rs./Kg	160.00	160.00	169.00	169.00				
Sugar	Rs./Kg	92.00	92.00	95.00	95.00				
Eggs	Rs./Each	14.30	14.30	14.80	14.80				
Katta	Rs./Kg	888.00	880.00	934.00	940.00				
Sprats	Rs./Kg	460.00	460.00	480.00	480.00				

- Price increased by more than 5% compared to previous week average price.
- Price decreased by more than 5% compared to previous week average price.

