

Wholesale and Retail Prices of Selected Food Commodities

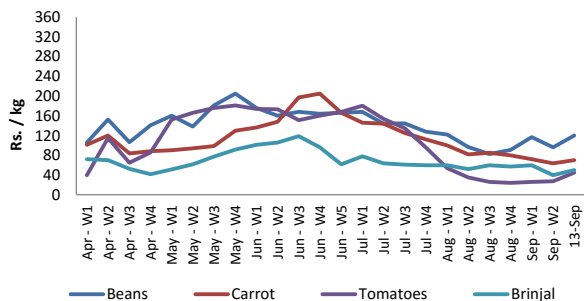


Vegetables

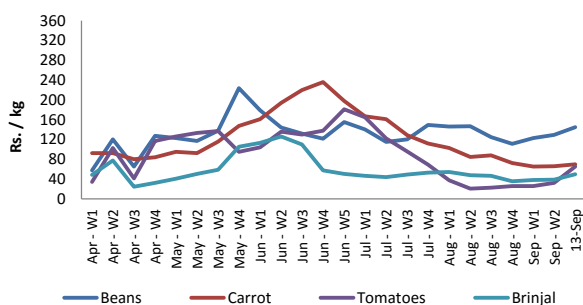
Item	Unit	Pettah				Dambulla			
		Wholesale		Retail		Wholesale		Retail	
		Previous 5 Days Average	13-Sep	Previous 5 Days Average	13-Sep	Previous 5 Days Average	13-Sep	Previous 5 Days Average	13-Sep
Beans	Rs./Kg	96.00	120.00	116.00	140.00	129.00	145.00	167.00	170.00
Carrot	Rs./Kg	64.00	70.00	84.00	90.00	66.00	70.00	90.00	105.00
Cabbage	Rs./Kg	50.00	60.00	70.00	80.00	43.00	53.00	68.00	80.00
Tomatoes	Rs./Kg	28.00	45.00	47.00	65.00	32.00	65.00	50.00	90.00
Brinjal	Rs./Kg	40.00	50.00	60.00	70.00	39.00	50.00	54.00	68.00
Pumpkin	Rs./Kg	30.00	30.00	50.00	50.00	25.00	25.00	36.00	40.00
Snake gourd	Rs./Kg	30.00	50.00	50.00	70.00	24.00	35.00	39.00	60.00

- Price increased by more than 5% compared to previous week average price.
- Price decreased by more than 5% compared to previous week average price.

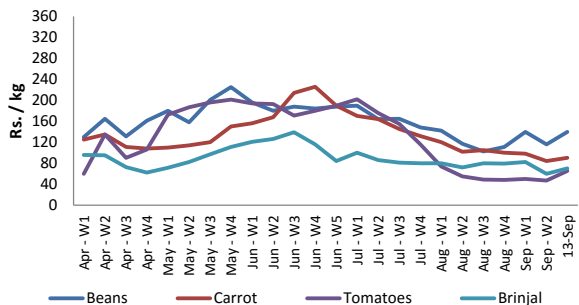
Pettah - Wholesale



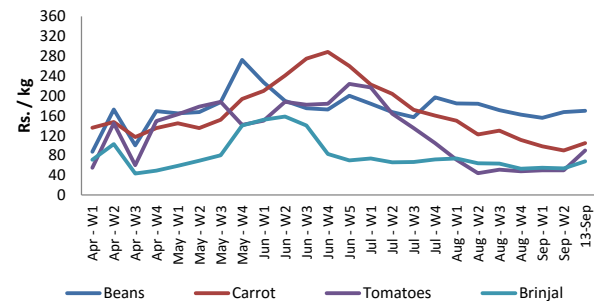
Dambulla - Wholesale



Pettah - Retail



Dambulla - Retail



Wholesale and Retail Prices of Selected Food Commodities

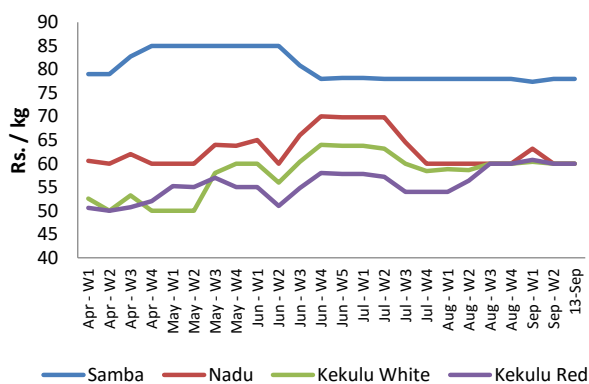


Rice

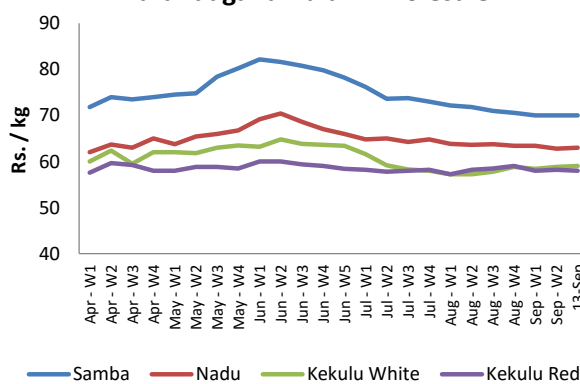
Item	Unit	Pettah				Marandagahamula	
		Wholesale		Retail		Wholesale	
		Previous 5 Days Average	13-Sep	Previous 5 Days Average	13-Sep	Previous 5 Days Average	13-Sep
Samba	Rs./Kg	78.00	78.00	88.00	88.00	70.00	70.00
Nadu	Rs./Kg	60.00	60.00	70.00	70.00	63.00	63.00
Kekulu White	Rs./Kg	60.00	60.00	70.00	70.00	59.00	59.00
Kekulu Red	Rs./Kg	60.00	60.00	70.00	70.00	58.00	58.00

- Price increased by more than 5% compared to previous week average price.
- Price decreased by more than 5% compared to previous week average price.

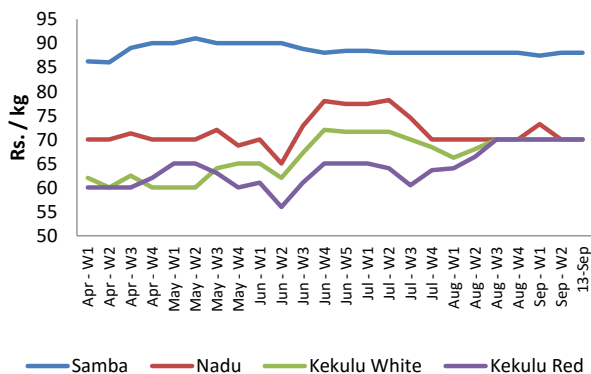
Pettah - Wholesale



Marandagahamula - Wholesale



Pettah - Retail



Wholesale and Retail Prices of Selected Food Commodities

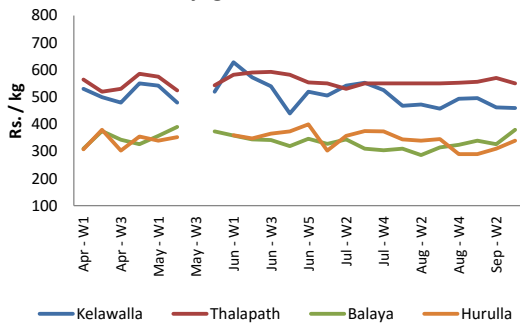


Fish

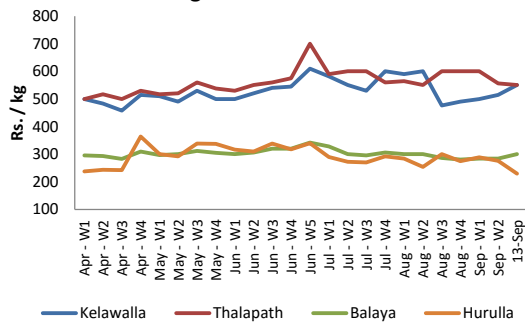
Item	Unit	Peliyagoda Fish Market				Negombo Fish Market			
		Wholesale		Retail		Wholesale		Retail	
		Previous 5 Days Average	13-Sep	Previous 5 Days Average	13-Sep	Previous 5 Days Average	13-Sep	Previous 5 Days Average	13-Sep
Kelawalla	Rs./Kg	462.00	460.00	654.60	700.00	514.00	550.00	710.00	750.00
Thalapath	Rs./Kg	570.00	550.00	728.00	630.00	556.00	550.00	704.00	700.00
Balaya	Rs./Kg	326.00	380.00	446.00	550.00	284.00	300.00	400.00	400.00
Paraw	Rs./Kg	506.00	520.00	730.00	770.00	492.00	450.00	664.00	600.00
Salaya	Rs./Kg	176.00	180.00	234.00	220.00	108.00	130.00	160.00	180.00
Hurulla	Rs./Kg	310.00	340.00	395.00	400.00	276.00	230.00	340.00	300.00

- Price increased by more than 5% compared to previous week average price.
- Price decreased by more than 5% compared to previous week average price.

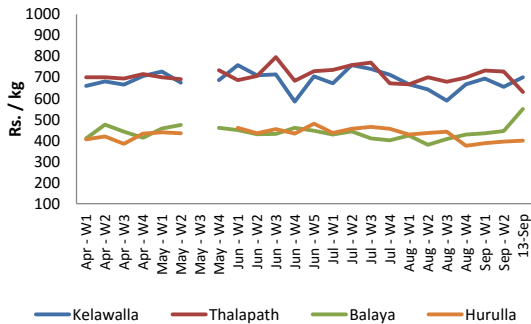
Peliyagoda - Wholesale



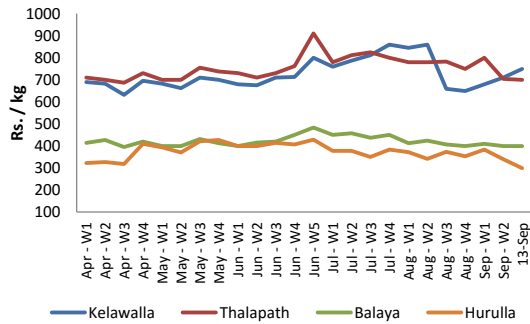
Negombo - Wholesale



Peliyagoda - Retail



Negombo - Retail



Wholesale and Retail Prices of Selected Food Commodities

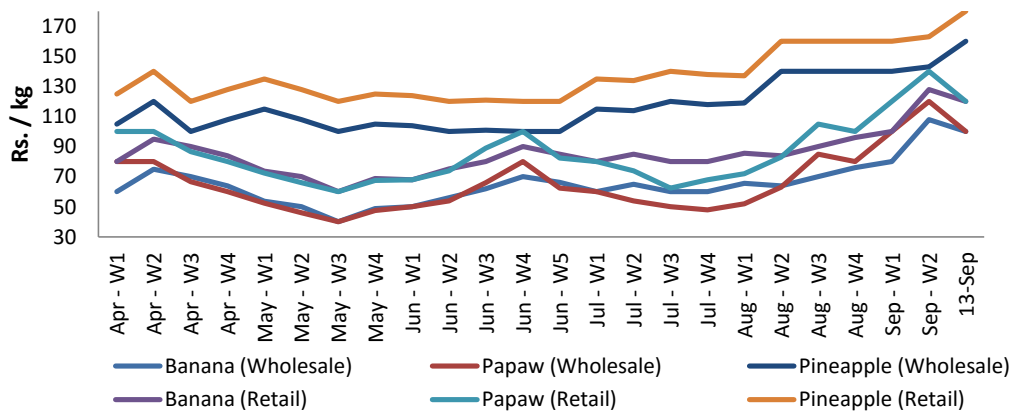


Fruits

Item	Unit	Pettah			
		Wholesale		Retail	
		Previous 5 Days Average	13-Sep	Previous 5 Days Average	13-Sep
Banana (Sour)	Rs./Kg	108.00	100.00	128.00	120.00
Papaw	Rs./Kg	120.00	100.00	140.00	120.00
Pineapple	Rs./Kg	143.00	160.00	163.00	180.00

- Price increased by more than 5% compared to previous week average price.
- Price decreased by more than 5% compared to previous week average price.

Pettah - Wholesale and Retail



Wholesale and Retail Prices of Selected Food Commodities



Other

Item	Unit	Pettah				Dambulla			
		Wholesale		Retail		Wholesale		Retail	
		Previous 5 Days Average	13-Sep	Previous 5 Days Average	13-Sep	Previous 5 Days Average	13-Sep	Previous 5 Days Average	13-Sep
Red-Onions (local)	Rs./Kg	85.00	100.00	105.00	120.00	72.00	90.00	91.00	120.00
Red-Onions (Imp)	Rs./Kg	86.00	80.00	106.00	100.00	n.a.	n.a.	n.a.	n.a.
Big-Onions (local)	Rs./Kg	61.00	68.00	80.00	80.00	69.20	68.00	89.00	90.00
Big-Onions (Imp)	Rs./Kg	77.20	72.00	95.00	90.00	73.00	n.a.	90.00	n.a.
Potatoes (local)	Rs./Kg	112.00	100.00	132.00	120.00	103.00	105.00	124.00	130.00
Potatoes (Imp)	Rs./Kg	83.00	80.00	100.00	100.00				
Dried Chillies (Imp)	Rs./Kg	330.00	330.00	360.00	360.00	303.00	303.00	360.00	360.00
Coconut	Rs./Nut	33.00	33.00	38.00	38.00	27.00	30.00	33.00	38.00
Coconut oil	Rs./Ltr	230.00	230.00	260.00	260.00				
Dhal	Rs./Kg	160.00	160.00	169.00	169.00				
Sugar	Rs./Kg	91.00	93.00	102.00	105.00				
Eggs	Rs./Each	14.30	14.30	14.80	14.80				
Katta	Rs./Kg	880.00	880.00	920.00	920.00				
Sprats	Rs./Kg	460.00	460.00	480.00	480.00				

 Price increased by more than 5% compared to previous week average price.

 Price decreased by more than 5% compared to previous week average price.

