

Wholesale and Retail Prices of Selected Food Commodities

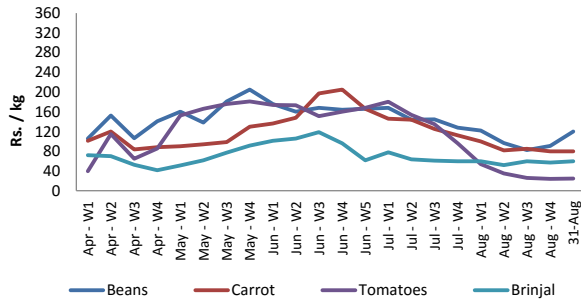


Vegetables

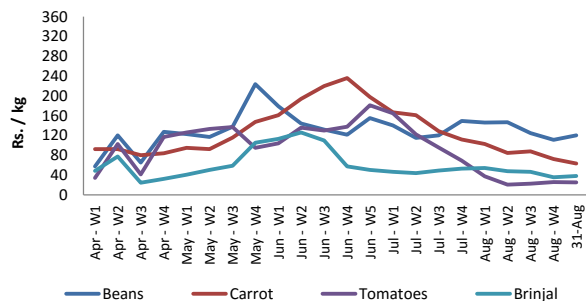
| Item | Unit | Pettah | | | | Dambulla | | | |
|-------------|--------|-------------------------|--------|-------------------------|--------|-------------------------|--------|-------------------------|--------|
| | | Wholesale | | Retail | | Wholesale | | Retail | |
| | | Previous 5 Days Average | 31-Aug | Previous 5 Days Average | 31-Aug | Previous 5 Days Average | 31-Aug | Previous 5 Days Average | 31-Aug |
| Beans | Rs./Kg | 105.00 | 120.00 | 127.00 | 140.00 | 109.00 | 120.00 | 154.00 | 155.00 |
| Carrot | Rs./Kg | 74.00 | 80.00 | 100.00 | 100.00 | 66.00 | 63.00 | 100.00 | 100.00 |
| Cabbage | Rs./Kg | 59.00 | 70.00 | 81.00 | 90.00 | 48.00 | 45.00 | 74.00 | 70.00 |
| Tomatoes | Rs./Kg | 26.00 | 25.00 | 48.00 | 50.00 | 25.00 | 25.00 | 49.00 | 50.00 |
| Brinjal | Rs./Kg | 59.00 | 60.00 | 83.00 | 80.00 | 35.00 | 38.00 | 53.00 | 55.00 |
| Pumpkin | Rs./Kg | 35.00 | 30.00 | 54.00 | 50.00 | 27.00 | 28.00 | 48.00 | 40.00 |
| Snake gourd | Rs./Kg | 33.00 | 30.00 | 56.00 | 50.00 | 21.00 | 18.00 | 46.00 | 40.00 |

- Price increased by more than 5% compared to previous week average price.
- Price decreased by more than 5% compared to previous week average price.

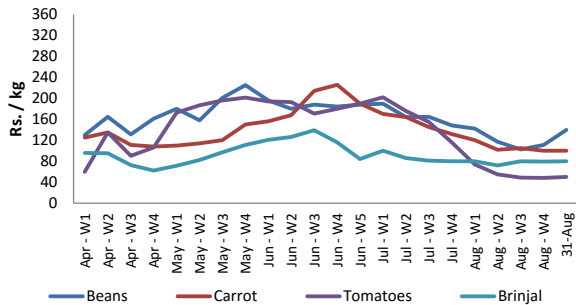
Pettah - Wholesale



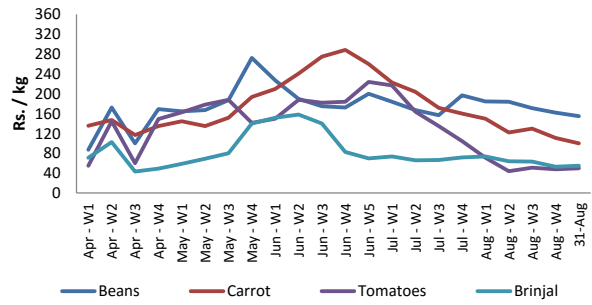
Dambulla - Wholesale



Pettah - Retail



Dambulla - Retail



Wholesale and Retail Prices of Selected Food Commodities

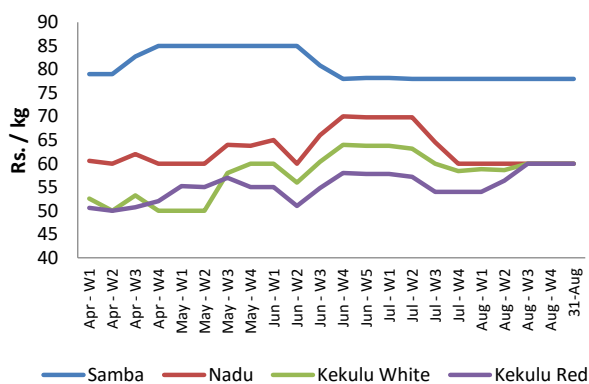


Rice

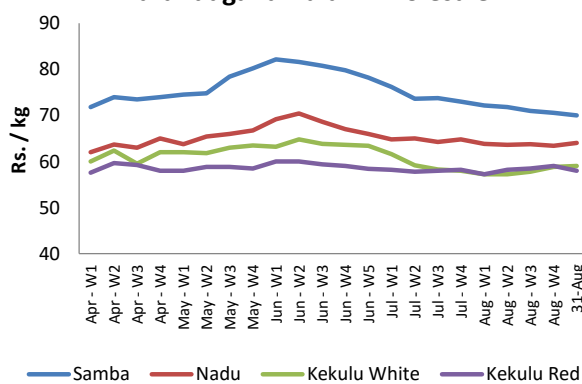
| Item | Unit | Pettah | | | | Marandaghamula | |
|--------------|--------|-------------------------|--------|-------------------------|--------|-------------------------|--------|
| | | Wholesale | | Retail | | Wholesale | |
| | | Previous 5 Days Average | 31-Aug | Previous 5 Days Average | 31-Aug | Previous 5 Days Average | 31-Aug |
| Samba | Rs./Kg | 77.00 | 78.00 | 87.00 | 88.00 | 70.00 | 70.00 |
| Nadu | Rs./Kg | 63.00 | 60.00 | 73.00 | 70.00 | 63.00 | 64.00 |
| Kekulu White | Rs./Kg | 60.00 | 60.00 | 70.00 | 70.00 | 59.00 | 59.00 |
| Kekulu Red | Rs./Kg | 61.00 | 60.00 | 70.00 | 70.00 | 59.00 | 58.00 |

- Price increased by more than 5% compared to previous week average price.
- Price decreased by more than 5% compared to previous week average price.

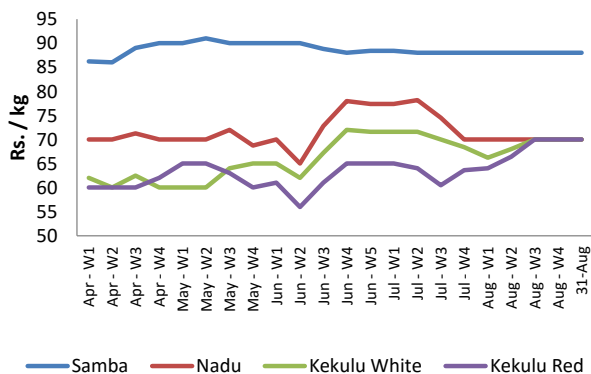
Pettah - Wholesale



Marandaghamula - Wholesale



Pettah - Retail



Wholesale and Retail Prices of Selected Food Commodities



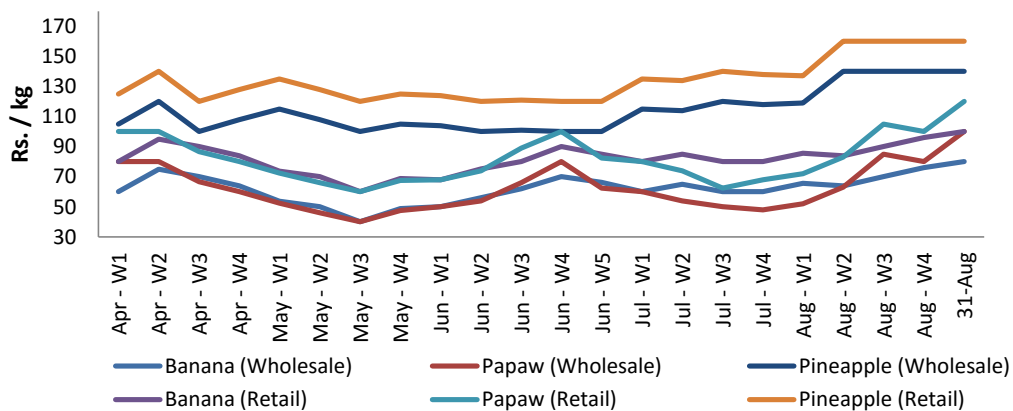
Fruits

| Item | Unit | Pettah | | | |
|---------------|--------|-------------------------|--------|-------------------------|--------|
| | | Wholesale | | Retail | |
| | | Previous 5 Days Average | 31-Aug | Previous 5 Days Average | 31-Aug |
| Banana (Sour) | Rs./Kg | 80.00 | 80.00 | 100.00 | 100.00 |
| Papaw | Rs./Kg | 85.00 | 100.00 | 105.00 | 120.00 |
| Pineapple | Rs./Kg | 140.00 | 140.00 | 160.00 | 160.00 |

Price increased by more than 5% compared to previous week average price.

Price decreased by more than 5% compared to previous week average price.

Pettah - Wholesale and Retail



Wholesale and Retail Prices of Selected Food Commodities



Other

| Item | Unit | Pettah | | | | Dambulla | | | |
|----------------------|----------|-------------------------|--------|-------------------------|--------|-------------------------|--------|-------------------------|--------|
| | | Wholesale | | Retail | | Wholesale | | Retail | |
| | | Previous 5 Days Average | 31-Aug | Previous 5 Days Average | 31-Aug | Previous 5 Days Average | 31-Aug | Previous 5 Days Average | 31-Aug |
| Red-Onions (local) | Rs./Kg | 84.00 | 80.00 | 104.00 | 100.00 | 69.00 | 60.00 | 90.00 | 90.00 |
| Red-Onions (Imp) | Rs./Kg | 60.00 | 60.00 | 80.00 | 80.00 | 63.00 | n.a. | 89.00 | n.a. |
| Big-Onions (local) | Rs./Kg | 88.00 | 60.00 | 95.00 | 80.00 | 78.00 | 68.00 | 92.00 | 93.00 |
| Big-Onions (Imp) | Rs./Kg | 78.00 | 73.00 | 90.00 | 95.00 | 77.00 | 75.00 | 92.00 | 93.00 |
| Potatoes (local) | Rs./Kg | 117.50 | 120.00 | 143.00 | 140.00 | 105.00 | 105.00 | 130.00 | 130.00 |
| Potatoes (Imp) | Rs./Kg | 81.00 | 80.00 | 99.00 | 100.00 | | | | |
| Dried Chillies (Imp) | Rs./Kg | 318.00 | 330.00 | 358.00 | 360.00 | 303.00 | 303.00 | 360.00 | 360.00 |
| Coconut | Rs./Nut | 33.00 | 33.00 | 38.00 | 38.00 | 26.00 | 27.00 | 34.00 | 33.00 |
| Coconut oil | Rs./Ltr | 230.00 | 230.00 | 260.00 | 260.00 | | | | |
| Dhal | Rs./Kg | 160.00 | 160.00 | 169.00 | 169.00 | | | | |
| Sugar | Rs./Kg | 90.00 | 90.00 | 100.00 | 100.00 | | | | |
| Eggs | Rs./Each | 14.80 | 14.20 | 15.30 | 14.70 | | | | |
| Katta | Rs./Kg | 880.00 | 880.00 | 920.00 | 920.00 | | | | |
| Sprats | Rs./Kg | 460.00 | 460.00 | 480.00 | 480.00 | | | | |

Price increased by more than 5% compared to previous week average price.

Price decreased by more than 5% compared to previous week average price.

