

## Wholesale and Retail Prices of Selected Food Commodities

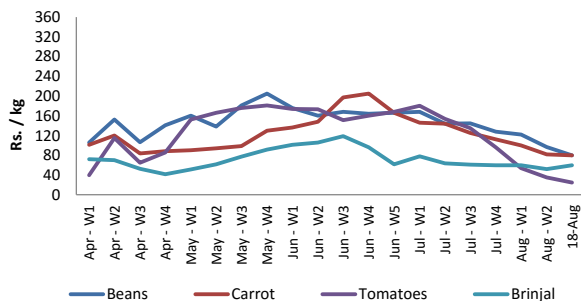


### Vegetables

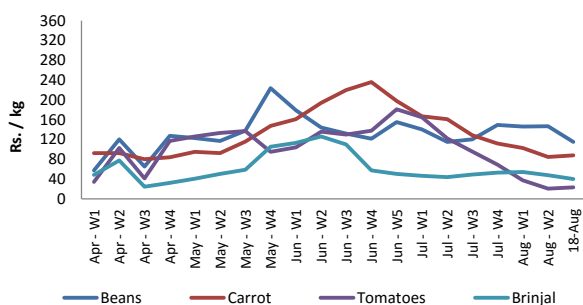
Item	Unit	Pettah				Dambulla			
		Wholesale		Retail		Wholesale		Retail	
		Previous 5 Days Average	18-Aug	Previous 5 Days Average	18-Aug	Previous 5 Days Average	18-Aug	Previous 5 Days Average	18-Aug
Beans	Rs./Kg	91.00	80.00	111.00	100.00	140.00	115.00	182.00	165.00
Carrot	Rs./Kg	84.00	80.00	104.00	100.00	85.00	88.00	122.00	130.00
Cabbage	Rs./Kg	68.00	70.00	88.00	90.00	70.00	80.00	110.00	125.00
Tomatoes	Rs./Kg	29.00	25.00	49.00	50.00	22.00	23.00	48.00	55.00
Brinjal	Rs./Kg	56.00	60.00	76.00	80.00	48.00	40.00	66.00	55.00
Pumpkin	Rs./Kg	56.00	40.00	76.00	60.00	49.00	45.00	69.00	65.00
Snake gourd	Rs./Kg	39.00	35.00	59.00	55.00	22.00	15.00	46.00	40.00

- Price increased by more than 5% compared to previous week average price.
- Price decreased by more than 5% compared to previous week average price.

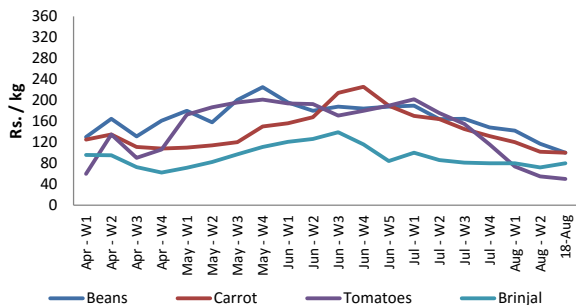
**Pettah - Wholesale**



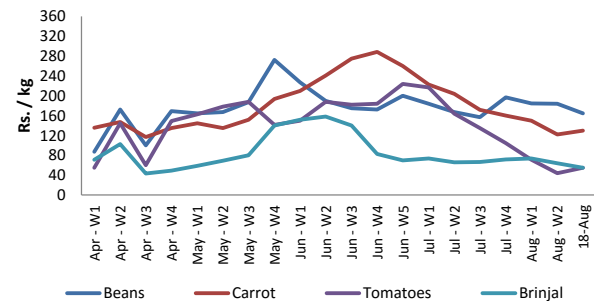
**Dambulla - Wholesale**



**Pettah - Retail**



**Dambulla - Retail**



## Wholesale and Retail Prices of Selected Food Commodities

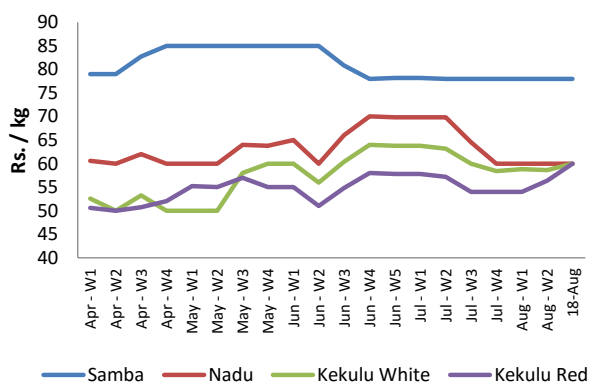


### Rice

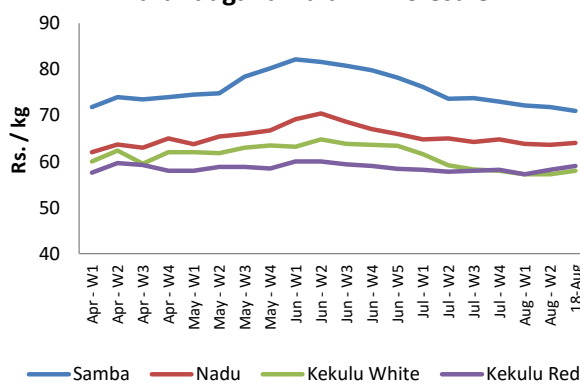
Item	Unit	Pettah				Marandagamula	
		Wholesale		Retail		Wholesale	
		Previous 5 Days Average	18-Aug	Previous 5 Days Average	18-Aug	Previous 5 Days Average	18-Aug
Samba	Rs./Kg	78.00	78.00	88.00	88.00	71.00	71.00
Nadu	Rs./Kg	60.00	60.00	70.00	70.00	64.00	64.00
Kekulu White	Rs./Kg	60.00	60.00	69.00	70.00	57.00	58.00
Kekulu Red	Rs./Kg	59.00	60.00	69.00	70.00	58.00	59.00

- Price increased by more than 5% compared to previous week average price.
- Price decreased by more than 5% compared to previous week average price.

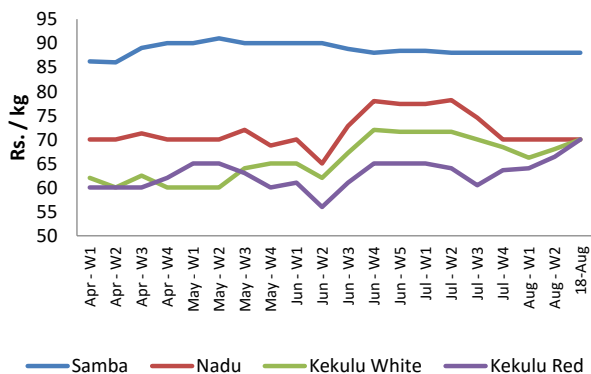
**Pettah - Wholesale**



**Marandagamula - Wholesale**



**Pettah - Retail**



## Wholesale and Retail Prices of Selected Food Commodities

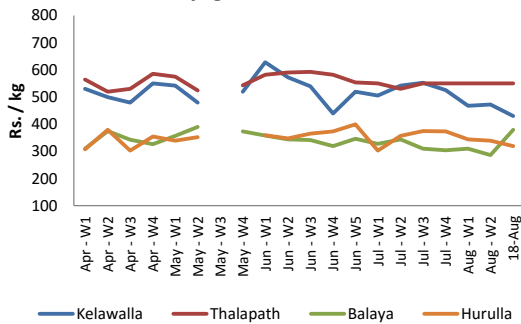


### Fish

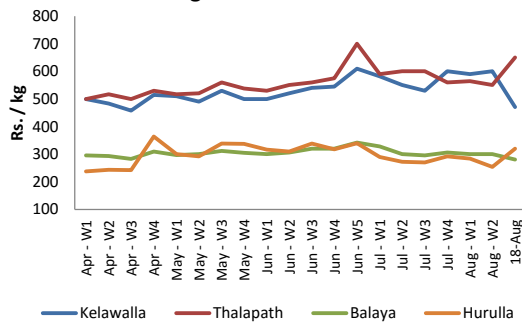
Item	Unit	Peliyagoda Fish Market				Negombo Fish Market			
		Wholesale		Retail		Wholesale		Retail	
		Previous 5 Days Average	18-Aug	Previous 5 Days Average	18-Aug	Previous 5 Days Average	18-Aug	Previous 5 Days Average	18-Aug
Kelawalla	Rs./Kg	482.00	430.00	646.00	540.00	570.00	470.00	820.00	650.00
Thalpath	Rs./Kg	550.00	550.00	697.00	660.00	550.00	650.00	788.00	850.00
Balaya	Rs./Kg	296.00	380.00	394.00	460.00	300.00	280.00	435.00	400.00
Paraw	Rs./Kg	506.00	n.a.	654.00	n.a.	490.00	500.00	708.00	700.00
Salaya	Rs./Kg	156.00	180.00	220.00	240.00	103.00	90.00	150.00	150.00
Hurulla	Rs./Kg	342.00	320.00	444.00	400.00	263.00	320.00	340.00	420.00

- Price increased by more than 5% compared to previous week average price.
- Price decreased by more than 5% compared to previous week average price.

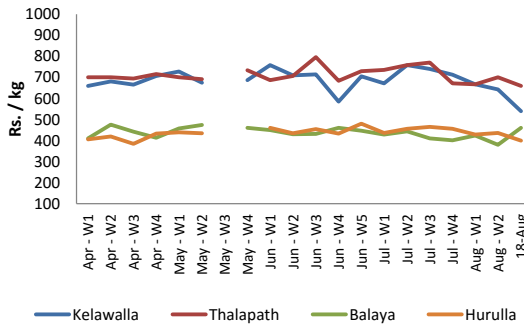
**Peliyagoda - Wholesale**



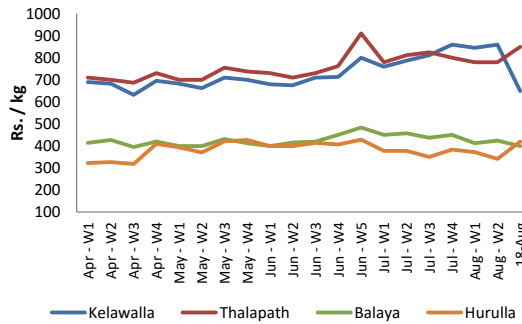
**Negombo - Wholesale**



**Peliyagoda - Retail**



**Negombo - Retail**



## Wholesale and Retail Prices of Selected Food Commodities

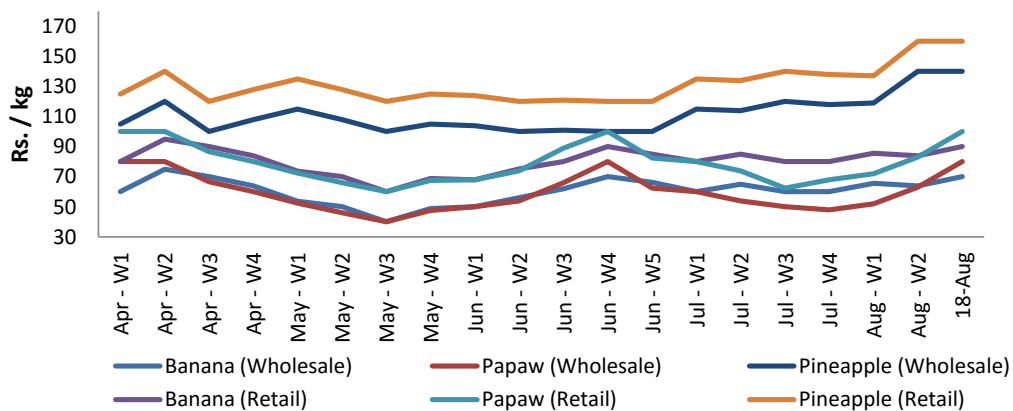


### Fruits

Item	Unit	Pettah			
		Wholesale		Retail	
		Previous 5 Days Average	18-Aug	Previous 5 Days Average	18-Aug
Banana (Sour)	Rs./Kg	66.00	70.00	86.00	90.00
Papaw	Rs./Kg	79.00	80.00	99.00	100.00
Pineapple	Rs./Kg	140.00	140.00	160.00	160.00

- Price increased by more than 5% compared to previous week average price.
- Price decreased by more than 5% compared to previous week average price.

### Pettah - Wholesale and Retail



## Wholesale and Retail Prices of Selected Food Commodities



### Other

Item	Unit	Pettah				Dambulla			
		Wholesale		Retail		Wholesale		Retail	
		Previous 5 Days Average	18-Aug	Previous 5 Days Average	18-Aug	Previous 5 Days Average	18-Aug	Previous 5 Days Average	18-Aug
Red-Onions (local)	Rs./Kg	80.00	80.00	100.00	100.00	54.00	55.00	83.00	85.00
Red-Onions (Imp)	Rs./Kg	62.00	60.00	82.00	80.00	57.00	55.00	89.00	85.00
Big-Onions (local)	Rs./Kg	n.a.	n.a.	n.a.	n.a.	60.00	55.00	78.00	75.00
Big-Onions (Imp)	Rs./Kg	59.00	58.00	77.00	75.00	58.00	58.00	78.00	78.00
Potatoes (local)	Rs./Kg	148.00	150.00	168.00	170.00	130.00	135.00	153.00	155.00
Potatoes (Imp)	Rs./Kg	80.00	80.00	100.00	100.00				
Dried Chillies (Imp)	Rs./Kg	330.00	330.00	370.00	370.00	303.00	303.00	360.00	360.00
Coconut	Rs./Nut	33.00	33.00	38.00	38.00	27.00	27.00	34.00	35.00
Coconut oil	Rs./Ltr	230.00	230.00	260.00	260.00				
Dhal	Rs./Kg	160.00	160.00	169.00	169.00				
Sugar	Rs./Kg	90.00	90.00	100.00	100.00				
Eggs	Rs./Each	16.50	16.50	17.00	17.00				
Katta	Rs./Kg	880.00	880.00	920.00	920.00				
Sprats	Rs./Kg	460.00	460.00	480.00	480.00				

■ Price increased by more than 5% compared to previous week average price.

■ Price decreased by more than 5% compared to previous week average price.

