

Wholesale and Retail Prices of Selected Food Commodities

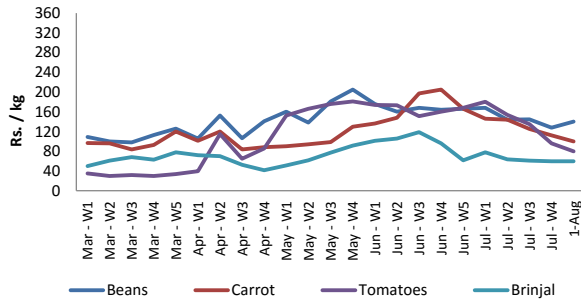


Vegetables

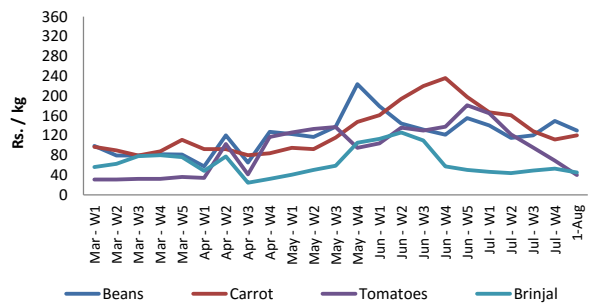
Item	Unit	Pettah				Dambulla			
		Wholesale		Retail		Wholesale		Retail	
		Previous 5 Days Average	1-Aug	Previous 5 Days Average	1-Aug	Previous 5 Days Average	1-Aug	Previous 5 Days Average	1-Aug
Beans	Rs./Kg	128.00	140.00	148.00	160.00	149.00	130.00	197.00	165.00
Carrot	Rs./Kg	112.00	100.00	132.00	120.00	112.00	120.00	160.00	155.00
Cabbage	Rs./Kg	80.00	80.00	100.00	100.00	101.00	80.00	147.00	120.00
Tomatoes	Rs./Kg	96.00	80.00	116.00	100.00	69.00	40.00	105.00	90.00
Brinjal	Rs./Kg	60.00	60.00	80.00	80.00	53.00	45.00	72.00	70.00
Pumpkin	Rs./Kg	102.00	70.00	122.00	90.00	70.00	45.00	95.00	70.00
Snake gourd	Rs./Kg	69.00	70.00	89.00	90.00	37.00	30.00	67.00	55.00

- Price increased by more than 5% compared to previous week average price.
- Price decreased by more than 5% compared to previous week average price.

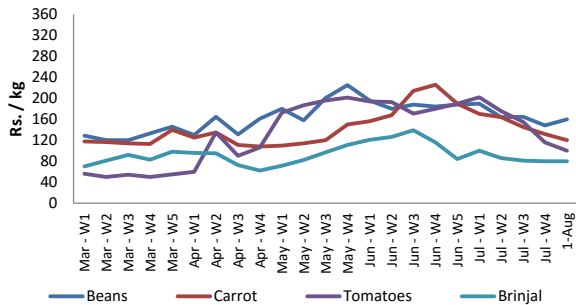
Pettah - Wholesale



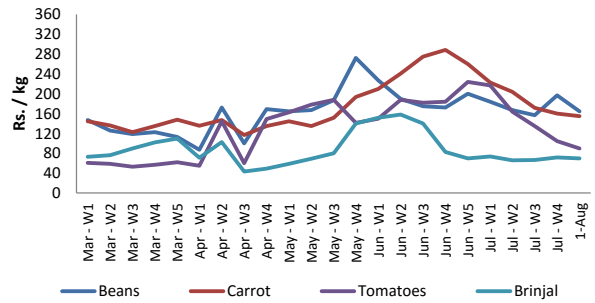
Dambulla - Wholesale



Pettah - Retail



Dambulla - Retail



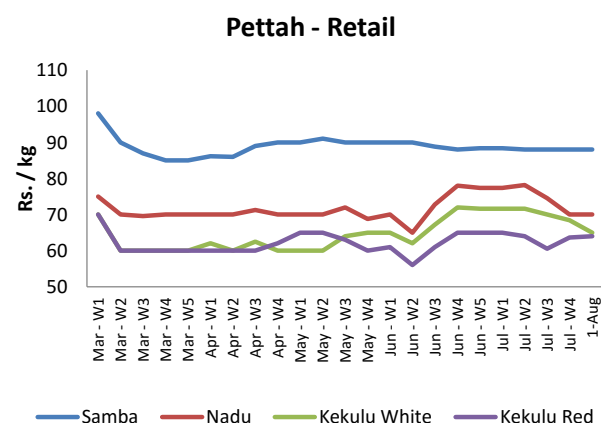
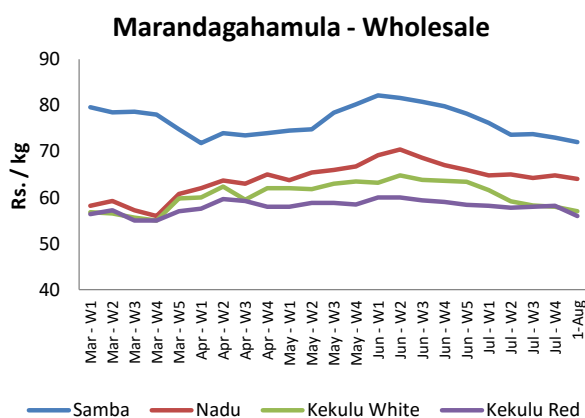
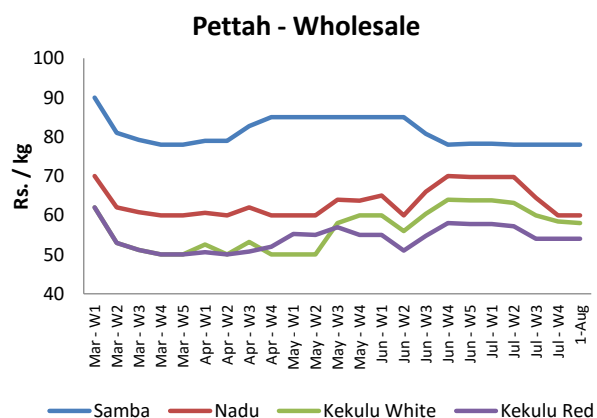
Wholesale and Retail Prices of Selected Food Commodities



Rice

Item	Unit	Pettah				Marandaghamula	
		Wholesale		Retail		Wholesale	
		Previous 5 Days Average	1-Aug	Previous 5 Days Average	1-Aug	Previous 5 Days Average	1-Aug
Samba	Rs./Kg	78.00	78.00	88.00	88.00	73.00	72.00
Nadu	Rs./Kg	60.00	60.00	70.00	70.00	65.00	64.00
Kekulu White	Rs./Kg	58.00	58.00	68.00	65.00	58.00	57.00
Kekulu Red	Rs./Kg	54.00	54.00	64.00	64.00	58.20	56.00

- Price increased by more than 5% compared to previous week average price.
- Price decreased by more than 5% compared to previous week average price.



Wholesale and Retail Prices of Selected Food Commodities

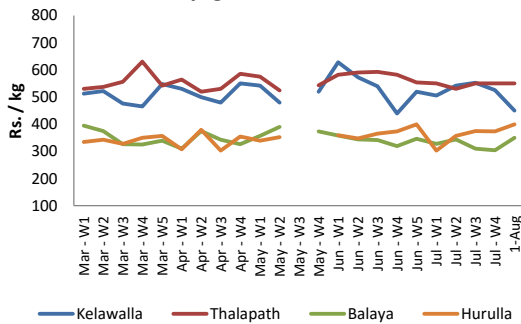


Fish

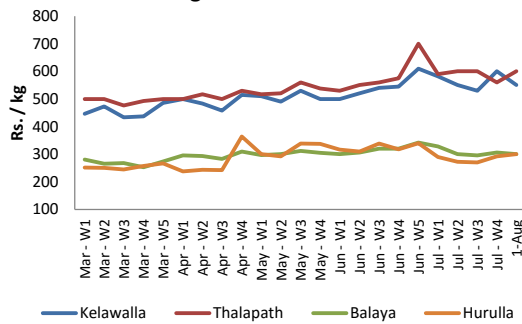
Item	Unit	Peliyagoda Fish Market				Negombo Fish Market			
		Wholesale		Retail		Wholesale		Retail	
		Previous 5 Days Average	1-Aug	Previous 5 Days Average	1-Aug	Previous 5 Days Average	1-Aug	Previous 5 Days Average	1-Aug
Kelawalla	Rs./Kg	525.00	450.00	713.00	610.00	600.00	550.00	860.00	800.00
Thalpath	Rs./Kg	550.00	550.00	671.00	577.00	560.00	600.00	800.00	800.00
Balaya	Rs./Kg	304.00	350.00	401.00	472.00	306.00	300.00	450.00	420.00
Paraw	Rs./Kg	560.00	n.a.	775.00	n.a.	500.00	500.00	760.00	750.00
Salaya	Rs./Kg	180.00	180.00	225.00	220.00	104.00	100.00	154.00	150.00
Hurulla	Rs./Kg	374.00	400.00	456.00	460.00	292.00	300.00	384.00	380.00

- Price increased by more than 5% compared to previous week average price.
- Price decreased by more than 5% compared to previous week average price.

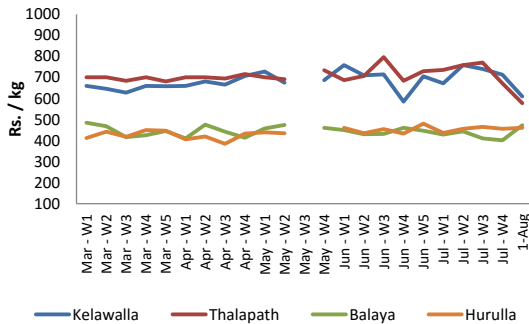
Peliyagoda - Wholesale



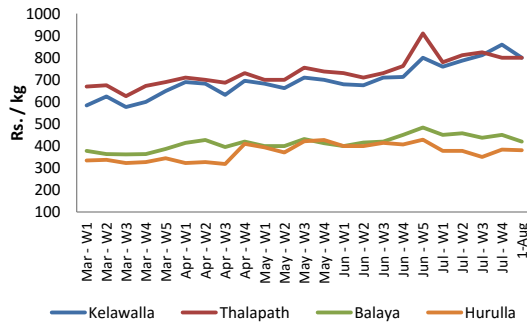
Negombo - Wholesale



Peliyagoda - Retail



Negombo - Retail



Wholesale and Retail Prices of Selected Food Commodities

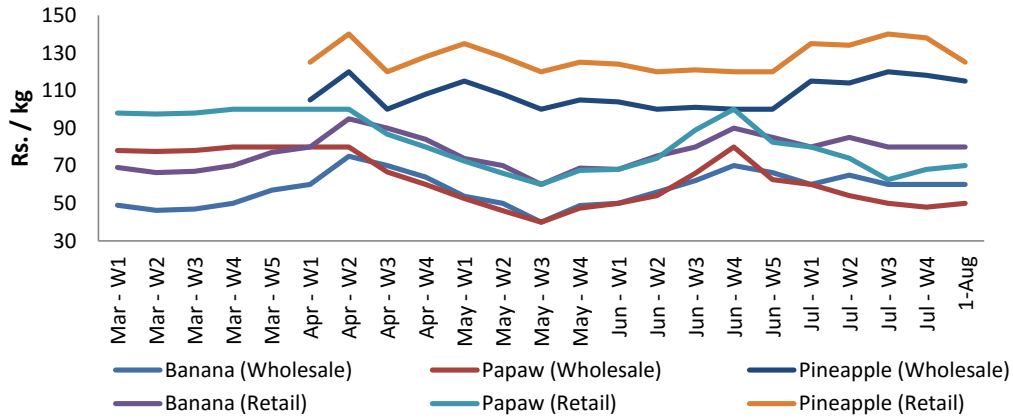


Fruits

Item	Unit	Pettah			
		Wholesale		Retail	
		Previous 5 Days Average	1-Aug	Previous 5 Days Average	1-Aug
Banana (Sour)	Rs./Kg	60.00	60.00	80.00	80.00
Papaw	Rs./Kg	48.00	50.00	68.00	70.00
Pineapple	Rs./Kg	118.00	115.00	138.00	125.00

- Price increased by more than 5% compared to previous week average price.
- Price decreased by more than 5% compared to previous week average price.

Pettah - Wholesale and Retail



Wholesale and Retail Prices of Selected Food Commodities



Other

Item	Unit	Pettah				Dambulla			
		Wholesale		Retail		Wholesale		Retail	
		Previous 5 Days Average	1-Aug	Previous 5 Days Average	1-Aug	Previous 5 Days Average	1-Aug	Previous 5 Days Average	1-Aug
Red-Onions (local)	Rs./Kg	84.00	90.00	104.00	110.00	95.00	65.00	137.00	90.00
Red-Onions (Imp)	Rs./Kg	74.00	80.00	93.00	100.00	85.00	n.a.	120.00	n.a.
Big-Onions (local)	Rs./Kg	n.a.	n.a.	n.a.	n.a.	n.a.	n.a.	n.a.	n.a.
Big-Onions (Imp)	Rs./Kg	65.00	60.00	83.00	80.00	66.00	69.00	80.00	80.00
Potatoes (local)	Rs./Kg	150.00	150.00	170.00	170.00	151.00	135.00	174.00	165.00
Potatoes (Imp)	Rs./Kg	100.00	100.00	120.00	120.00				
Dried Chillies (Imp)	Rs./Kg	320.00	320.00	360.00	360.00	305.00	305.00	360.00	360.00
Coconut	Rs./Nut	33.00	33.00	38.00	38.00	28.00	28.00	40.00	38.00
Coconut oil	Rs./Kg	220.00	220.00	250.00	250.00				
Dhal	Rs./Kg	160.00	160.00	169.00	169.00				
Sugar	Rs./Kg	90.00	90.00	100.00	100.00				
Eggs	Rs./Each	17.00	17.50	17.70	18.00				
Katta	Rs./Kg	880.00	880.00	920.00	920.00				
Sprats	Rs./Kg	456.00	440.00	476.00	460.00				

 Price increased by more than 5% compared to previous week average price.

 Price decreased by more than 5% compared to previous week average price.

